



M | O | O | D  
KITCHENS  
UK MADE

TRADE PRICE GUIDE



UPLIFTING  
BY DESIGN

M | O  
O | D

# WELCOME TO MOOD

Mood Kitchens offers a highly comprehensive kitchen range, with an array of both modern and classic styles, this is truly a market leading kitchen furniture collection.

Our breadth of product allows us to capture a multitude of styles, colours/finishes, and functional advances, as well as carefully considered/placed price bands giving our retailers even more costing options. In addition to our standard collection, we offer a dedicated bespoke service enabling us to capture any addition design requirements. With an end to end service, including order checking, design support, order tracking and continuous/stringent quality procedures, we also offer numerous delivery options, ensuring your kitchen project progresses seamlessly.



## CONTENTS

### SECTION 1

#### Introduction

How to use .....	2-3
Paint to Order & Bespoke Services.....	4-5
Door Range Overview.....	6-15
Cabinet Specification & Finish Options.....	16-17
Internal Accessory Overview .....	18-21
Worksurfaces Overview .....	22-24
Manufacturing .....	25
Lead-times and Delivery .....	26-27

### SECTION 2

#### Pricing

Layon Matrix .....	29-98
Handleless Matrix .....	99-162
Inframe Matrix .....	162-191






















### SECTION 3

#### Additional Products & Aftercare

Worksurfaces .....	194-197
Manufacturing Process .....	198-199
Handles .....	200-205
Drawer Organisation .....	206-211
Lighting .....	212-217
Paint finish .....	218
Aftercare & Quality .....	219-220
Warranty .....	221-225

# HOW TO USE

Please use this basic guide below to work out the relevant pricing for your door range.  
The pricing is arranged into three sections; Layon, Handleless and In-frame.

Price Bands for stocked, made-to-measure and paint-to-order						
1	2	3	4	5 <sup>2</sup>	6	7
 Monaco	 Monaco	 Hereford	 Hereford	 Lamorna Matt	 Lavado Rye	 Imperia
	 Linwood	 Hartland	 Linwood	 Lavado Rye		
	 Stanhope X6 variations	 Hamilton	 Sorrento	 Sorrento		
	 Verona Matt/Gloss	 Lamorna Matt/Gloss	 Verona Matt	 Hamilton		
			 Hartland	 Hartland		

For more information on individual door ranges please go to  
**Section 1 - Introduction: Door Range Overview**



**Layon Drawer Box option**

→ STANDARD	↑ CHOICE TO UPGRADE TO
Tandem	Legrabox

- 1

Step 1 - Pick a range
- 2

Step 2 - Look at what the band number is



You will find the same price bands repeated in our product matrix section.

CODE	Dimensions			Handed	PRICE BANDS STOCKED AND PAINT-TO-ORDER							
	W	H	D		1	2	3	4	5	6	7	8

## BASE UNITS

### HIGHLINE BASE UNITS

715

Single Highline Base Unit													
CODE	W	H	D	Y	1	2	3	4	5	6	7	8	
BHL26	260	720	560	Y	£130	£145	£156	£177	£184	£201	£202	n/a	*
BHL30	300	720	560	Y	£136	£153	£169	£183	£192	£207	£216	£243	
BHL35	350	720	560	Y	£143	£161	£179	£192	£205	£214	£230	£269	
BHL40	400	720	560	Y	£147	£166	£189	£194	£209	£230	£244	£288	
BHL45	450	720	560	Y	£153	£175	£199	£212	£218	£241	£255	£312	
BHL50	500	720	560	Y	£157	£179	£208	£216	£225	£250	£271	£335	
BHL55	550	720	560	Y	£140	£185	£214	£227	£221	£248	£285	£355	
BHL60	600	720	560	Y	£163	£191	£223	£238	£239	£280	£300	£377	

\* Check red boxes = not available in all ranges Belsay BHL26 | Stanhope BHL26, BHL35 | Lichfield BHL26, BHL55 | Hunton BHL26 | Broadoak Natural BHL55 | Alpina BHL26

715

Double Highline Base Unit Double Frontal													
CODE	W	H	D	N	1	2	3	4	5	6	7	8	
BHL70D	700	720	560	N	£210	£247	£281	£307	£334	£352	£384	£461	
BHL80	800	720	560	N	£214	£252	£298	£309	£338	£379	£409	£497	
BHL90	900	720	560	N	£221	£266	£313	£339	£351	£397	£425	£540	
BHL100	1000	720	560	N	£227	£271	£329	£346	£364	£412	£455	£583	

\* Check red boxes = not available in all ranges Stanhope BHL70D

715

Single Curved Highline Base Unit													
CODE	W	H	D	Y	1	2	3	4	5	6	7	8	
BHL300X300	300	720	300	Y	-	£373	£454	£426	£475	£478	£470	-	*

\* Check red boxes = not available in all ranges Unity Venezia Price band 1, Unity Venezia Price Band 2, Belsay, Stanhope, Unity, Hunton, Lichfield, Alpina

For 150mm wide, door frontals are always slab

715

Single Highline Base Unit with Internal Pull Out													
CODE	W	H	D	N	1	2	3	4	5	6	7	8	
BHLC15A Anthracite	150	720	560	N	£251	£263	£271	£286	£279	£301	£295	£302	
BHLC15C Chrome	150	720	560	N	£272	£284	£292	£306	£299	£322	£316	£323	

Single Highline Base Unit with Internal Pull Out - Tray

715

CODE	W	H	D	N	1	2	3	4	5	6	7	8	
BHLC15TRA Anthracite	150	720	560	N	£253	£265	£273	£287	£280	£303	£297	£304	
BHLC15TRC Chrome	150	720	560	N	£265	£277	£285	£299	£292	£315	£309	£316	

Single Highline Base Unit with Internal Pull Out - Towel rail

715

CODE	W	H	D	N	1	2	3	4	5	6	7	8	
BHLC15TOA Anthracite	150	720	560	N	£253	£265	£273	£287	£280	£303	£297	£304	
BHLC15TOC Chrome	150	720	560	N	£267	£279	£287	£302	£295	£317	£311	£319	

3 Step 3 - Look at the column number

4 Step 4 - Prices for ranges in that price band are shown in this column

5 Step 5 - Look out for ■ - This means that some ranges in this price band are not available.

6 Step 6 - Check here to see if the relevant range and code is available.

# PAINT-TO-ORDER SERVICE



## PAINT-TO-ORDER DOOR RANGES:



## PAINT-TO-ORDER COLOUR PALETTE:

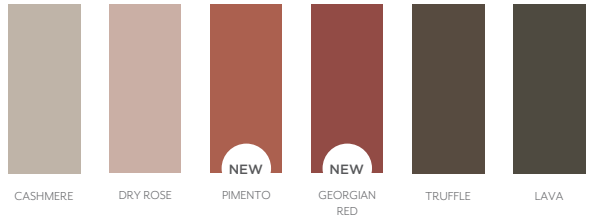
35 Matt and Gloss Colours

### NEUTRALS




### GREYS


### WARM NEUTRALS




### OLIVE GREENS



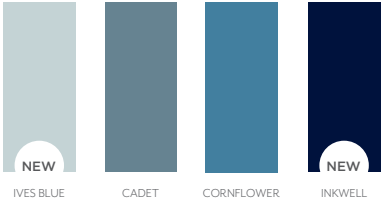
### FOREST GREENS



### GREEN BLUES



### INK BLUES



### Paint-to-Order lead-times:

The stated lead-times for Paint-to-Order are for guidance purposes only and always subject to manufacturing capacity. An accurate lead-time, in the form of a delivery date, will be confirmed with each individual order acknowledgement.

Because of the variables between the photographic and print process, colours shown in print may vary slightly from the actual product supplied.

# BESPOKE SERVICE

## BESPOKE RANGES:

HAMILTON



HARTLAND



SORRENTO BAKED/SHAKER



LYNDHURST



VERONA



LAMORNA



MONACO



IMPERIA

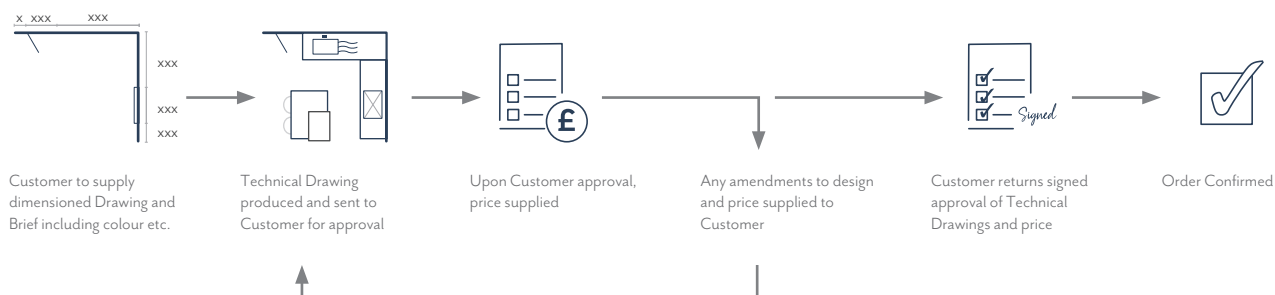


STANHOPE



## BESPOKE CABINETRY:

For any non standard cabinet requirements please ensure to provide us with a dimensioned brief, clearly stating the finish you require. We can then follow our internal bespoke procedure and provide you with a technical drawing, accurate price and delivery date.



# CHOOSE YOUR STYLE



## Stocked

Linwood	Hartland
Verona	Hamilton
Hereford	Sorrento
Lamoria	Lavado Rye

## Made-to-measure

Monaco	Imperia
Stanhope	



## Stocked

Notrelle
Hartland
Verona

## Made-to-measure

Monaco
Stanhope
Imperia



## Stocked

Lyndhurst
-----------



# DOOR FAMILIES



THIS DOOR IS  
AVAILABLE IN OUR  
PTO PALETTE

















## Stocked door families

<b>Linwood</b>  LAYON	<b>Verona</b>  Matt Gloss LAYON HANDLELESS <small>Paint to order available in matt only</small>	<b>Hereford</b>  LAYON	<b>Lamorna</b>  Matt Gloss LAYON <small>Paint to order available in matt only</small>	<b>Hartland</b>  LAYON HANDLELESS	<b>Hamilton</b>  LAYON
<b>Sorrento Beaded/Shaker</b>  Shaker LAYON	 Beaded LAYON	<b>Lavado Rye</b>  LAYON	<b>Notrelle</b>  HANDLELESS	<b>Lyndhurst</b>  IN-FRAME	



## Made-to-measure door families

<b>Monaco</b>  LAYON HANDLELESS	<b>Monaco</b>  LAYON HANDLELESS				
<b>Stanhope classic</b>			<b>Stanhope modern</b>		
 Bolam LAYON	 Langley LAYON	 Meldon LAYON	 Whitfield LAYON HANDLELESS	 Henshaw LAYON HANDLELESS	 Acomb LAYON
<b>Imperia</b>					
 Natural Oak LAYON HANDLELESS	 Smoked Larch LAYON HANDLELESS	 Mid Oak LAYON HANDLELESS	 Deep Oak LAYON HANDLELESS	 Burnt Ash LAYON HANDLELESS	 Smoked Oak LAYON HANDLELESS

# DOORS OVERVIEW

We have created a table of specification mapping out information on each of our ranges. From door construction to stocked range finishes you should find all you need to know about our door families.


## MONACO

### Made-To-Measure Edged Slab Collection

- LAYON
- HANDLELESS

Exclusive Range

More information on Unity Venezia on pages 14-15.



## LINWOOD

### Foil shaker (woodgrain effect)

- LAYON



Style	Slab edged
Depth	18mm
Composition	Double sided MFC
Reverse Finish	Matching matt melamine colour/foil
Finish	Matt, gloss, woodgrain, perfect touch matt, perfect touch gloss

Finishes;  
Go to pages 10-11 to view Unity Venezia finishes.

**Price Band 1**  
x14 Smooth finishes  
x 9 Textured Woodgrain finishes

**Price Band 2**  
x10 Premium Matt Collection  
x10 Premium Gloss Collection

Service options

Woodgrain Effect

6 Year Guarantee

Made in the UK

Style	Shaker
Depth	18mm
Centre Panel Depth	6mm
Frame Width	95mm
Construction	5 Piece shaker (v-grooves) with inner angled frame detail
Composition	Foil with MDF core
Finish	Matt
Surface Finish Type	Woodgrain effect
Reverse Finish	Matching woodgrain effect

Stocked colours	PORCELAIN	INDIGO
	CASHMERE	DUST GREY
	DOVE GREY	GRAPHITE

Service options

Stocked Ranges

Woodgrain Effect

6 Year Guarantee



## STANHOPE

Made-to-measure vinyl door collection

LAYON

### MODERN LOOK



**WHITFIELD**

Square Slab

**HENSHAW**

Sapponetta Slab

**ACOMB**

Integrated Handle

### CLASSIC LOOK



**BOLAM**

1 piece Shaker

**LANGLEY**

Shaker with Ovolo

**MELDON**

Cathedral arch

## VERONA

Lacquered Slab door

LAYON

HANDLELESS



Style	Slab (over-painted)																		
Depth	18mm																		
Composition	MDF																		
Finish	Painted (matt / gloss finishes)																		
Reverse Finish	Matching matt melamine reverse (PtO - matching matt painted reverse)																		
Stocked colours	<table> <tr> <th>Gloss</th><th>Matt</th></tr> <tr> <td>WHITE</td><td>WHITE</td></tr> <tr> <td>PORCELAIN</td><td>PORCELAIN</td></tr> <tr> <td>DOVE GREY</td><td>DOVE GREY</td></tr> <tr> <td>CASHMERE</td><td>CASHMERE</td></tr> <tr> <td>SILVER GREY</td><td>SILVER GREY</td></tr> <tr> <td>DUST GREY</td><td>DUST GREY</td></tr> <tr> <td>GRAPHITE</td><td>HARTFORTH BLUE</td></tr> <tr> <td></td><td>GRAPHITE</td></tr> </table>	Gloss	Matt	WHITE	WHITE	PORCELAIN	PORCELAIN	DOVE GREY	DOVE GREY	CASHMERE	CASHMERE	SILVER GREY	SILVER GREY	DUST GREY	DUST GREY	GRAPHITE	HARTFORTH BLUE		GRAPHITE
Gloss	Matt																		
WHITE	WHITE																		
PORCELAIN	PORCELAIN																		
DOVE GREY	DOVE GREY																		
CASHMERE	CASHMERE																		
SILVER GREY	SILVER GREY																		
DUST GREY	DUST GREY																		
GRAPHITE	HARTFORTH BLUE																		
	GRAPHITE																		
Service options	<div> <p>Stocked Ranges</p> </div> <div> <p>Painted Finish (matt only)</p> </div> <div> <p>6 Year Guarantee</p> </div> <div> <p>Bespoke Door Service</p> </div>																		

Style	Shaker/Slab range - 1 piece construction in various designs
Depth	18mm
Composition	MDF
Finish	Pressed PVC Foil (matt/gloss/woodgrain effect)
Reverse Finish	Matching matt melamine colour/foil

#### Stocked colours

Gloss	Matt	Woodgrain effect
WHITE	PORCELAIN	SUPER WHITE
CREAM	CASHMERE	CREAM
DOVE GREY	DOVE GREY	GREY
DUST GREY	DUST GREY	MUSSEL
CASHMERE	GRAPHITE	CASHMERE
	MATT BLACK	
	BLUE CANVAS	
	INDIGO BLUE	
	THORPE GREEN	
		Feature
		CONCRETE

PLEASE NOTE: Acomb, Langley and Meldon are not available in Gloss finishes

#### Service options



# DOORS OVERVIEW

## HEREFORD

Painted foil shaker  
(woodgrain effect)


LAYON



## MONACO

Made-To-Measure Edged  
Slab Collection

LAYON  
HANDLELESS










## LAMORNA





Lacquered J-pull slab

LAYON



Style	Shaker - 5 piece construction with v-grooves										
Depth	22mm										
Centre Panel Depth	11mm deep										
Frame Width	115mm										
Composition	MDF										
Finish	Porcelain - matt foil only Stock/PtO - matt foil painted										
Surface Finish Type	Woodgrain effect										
Reverse Finish	Matching woodgrain effect										
Stocked colours	<table><tr><td>CHALK</td><td>SAGE</td></tr><tr><td>PORCELAIN</td><td>STONE</td></tr><tr><td>ALABASTER</td><td>DUST GREY</td></tr><tr><td>DOVE GREY</td><td>HARTFORTH BLUE</td></tr><tr><td>PARTRIDGE GREY</td><td>CHARCOAL</td></tr></table>	CHALK	SAGE	PORCELAIN	STONE	ALABASTER	DUST GREY	DOVE GREY	HARTFORTH BLUE	PARTRIDGE GREY	CHARCOAL
CHALK	SAGE										
PORCELAIN	STONE										
ALABASTER	DUST GREY										
DOVE GREY	HARTFORTH BLUE										
PARTRIDGE GREY	CHARCOAL										
Service options	<div> Stocked Ranges</div> <div> Woodgrain Effect</div> <div> 6 Year Guarantee</div> <div> Painted Finish</div>										

Style	Slab - edged		
Depth	18mm		
Composition	MDF (Gloss/Metallic/Super matt) MFC (Woodgrain Effect/Concrete)		
Finish	Gloss/Gloss Metallic - Acrylic Super matt - Perfect Touch Matt PVC  Woodgrain Effect / Feature - Melamine foil (textured finish)		
Reverse Finish	Matching matt melamine colour/foil		
Stocked colours			
<div><div><b>Gloss</b> <div>PURE WHITE</div><div>CASHMERE</div><div>LIGHT GREY</div><div>DUST GREY</div><div>GRAPHITE</div></div><div><b>Super matt</b> <div>PURE WHITE</div><div>CASHMERE</div><div>PEBBLE GREY</div><div>LIGHT GREY</div><div>DUST GREY</div><div>INDIGO BLUE</div><div>GRAPHITE</div></div><div><b>Gloss Metallic</b> <div>FJORD METALLIC</div><div>GOLD METALLIC</div><div></div><div></div><div></div><div></div><div></div><div></div></div></div>			
<div><div><b>Concrete Effect</b> <div>BRUNSWICK</div><div>HAYWARD</div><div>TRELICK</div></div></div>			
Woodgrain effect			
<div><div><div>WHITE HALIFAX OAK</div><div>RECLAIMED OAK</div></div><div><div>NATURAL DAVOS OAK</div><div>CHARACTER GRAPHITE</div></div><div><div>SEPIA GLADSTONE OAK</div><div>BLACK ASH</div></div></div>			
Service options			
<div><div> Woodgrain Effect</div><div> 6 Year Guarantee</div><div> Made in the UK</div></div>			

Style	J-Pull Slab (over-painted)																		
Depth	22mm																		
Construction	5 Piece shaker (v-grooves) with inner angled frame detail																		
Composition	MDF																		
Finish	Painted (matt / gloss finishes)																		
Stocked colours	<table><tr><th>Gloss</th><th>Matt</th></tr><tr><td>WHITE</td><td>WHITE</td></tr><tr><td>PORCELAIN</td><td>PORCELAIN</td></tr><tr><td>DOVE GREY</td><td>DOVE GREY</td></tr><tr><td>CASHMERE</td><td>CASHMERE</td></tr><tr><td>SILVER GREY</td><td>SILVER GREY</td></tr><tr><td>DUST GREY</td><td>DUST GREY</td></tr><tr><td>GRAPHITE</td><td>HARTFORTH BLUE</td></tr><tr><td></td><td>GRAPHITE</td></tr></table>	Gloss	Matt	WHITE	WHITE	PORCELAIN	PORCELAIN	DOVE GREY	DOVE GREY	CASHMERE	CASHMERE	SILVER GREY	SILVER GREY	DUST GREY	DUST GREY	GRAPHITE	HARTFORTH BLUE		GRAPHITE
Gloss	Matt																		
WHITE	WHITE																		
PORCELAIN	PORCELAIN																		
DOVE GREY	DOVE GREY																		
CASHMERE	CASHMERE																		
SILVER GREY	SILVER GREY																		
DUST GREY	DUST GREY																		
GRAPHITE	HARTFORTH BLUE																		
	GRAPHITE																		
Service options	<div> Stocked Ranges</div> <div> Painted Finish (matt only)</div> <div> 6 Year Guarantee</div> <div> Bespoke Door Service</div>																		





## HARTLAND

Smooth painted narrow shaker

LAYON

HANDLELESS











## HAMILTON

Smooth painted shaker

LAYON



Style	Shaker
Depth	18mm
Centre Panel Depth	5mm
Frame Width	75mm
Construction	1 piece door construction (routed)
Composition	HDF
Finish	Matt painted (smooth finish)
Reverse Finish	Matching matt melamine reverse (PtO - painted as per front face)
Stocked colours	<div>PORCELAIN</div> <div>DOVE GREY</div> <div>DUST GREY</div> <div>HARTFORTH BLUE</div>
Service options	<div>  Stocked Ranges         </div> <div>  Painted Finish         </div> <div>  6 Year Guarantee         </div> <div>  Bespoke Door Service         </div>

Style	Shaker
Depth	18mm
Centre Panel Depth	8mm
Frame Width	110mm
Construction	Shaker - 1 piece routed construction
Composition	HDF
Finish	Matt painted (smooth finish)
Reverse Finish	Matching matt melamine reverse (PtO - painted as per front face)
Stocked colours	<div>PORCELAIN</div> <div>DOVE GREY</div> <div>DUST GREY</div> <div>HARTFORTH BLUE</div> <div>STONE</div> <div>PARTRIDGE GREY</div>
Service options	<div>  Stocked Ranges         </div> <div>  Painted Finish         </div> <div>  6 Year Guarantee         </div> <div>  Bespoke Door Service         </div>



# DOORS OVERVIEW

## SORRENTO SHAKER/BEADED

Timber shaker

LAYON



## LAVADO RYE

Timber Shaker  
(V-Grooves)

LAYON








## IMPERIA





Timber Veneered Slab




LAYON

HANDLELESS



Style	Shaker
Depth	20mm
Centre Panel Depth	10mm
Frame Width	88mm
Construction	Shaker - 5 piece construction with flush joints
Composition	Solid Ash frame with Ash veneered MDF centre panel
Finish	Matt Painted (grained finish)
Reverse Finish	Painted as per front face
Stocked colours	<div><div>PORCELAIN</div><div>STONE</div><div>DOVE GREY</div><div>PARTRIDGE GREY</div><div>DUST GREY</div><div>GRAPHITE</div><div>HARTFORTH BLUE</div></div>
Service options	<div><div>Stocked Ranges</div><div>Real Timber</div><div>6 Year Guarantee</div><div>Painted Finish</div><div>Bespoke Door Service</div></div>

Style	Shaker
Depth	20mm
Centre Panel Depth	5mm
Frame Width	106mm
Construction	Shaker - (real timber painted) - 5 piece construction with v-grooves
Composition	Solid Oak frame with Oak veneered MDF centre panel
Finish	Natural Oak - clear laquer, Pto-Matt painted
Reverse Finish	Painted as per front face
Stocked colours	<div>NATURAL</div>
Service options	<div><div>Stocked Ranges</div><div>Real Timber</div><div>6 Year Guarantee</div><div>Painted Finish</div></div>

Style	Slab
Depth	19mm
Composition	Chipboard
Finish	Real Timber Veneer (heavily embossed texture)
Reverse Finish	Matching Veneer (flat finish)
Finishes	<div><div>NATURAL OAK</div><div>DEEP OAK</div><div>BURNT ASH</div><div>SMOKED LARCH</div><div>MID OAK</div><div>SMOKED OAK</div></div>
Service options	<div><div>Real Timber Veneer</div><div>6 Year Guarantee</div><div>Made-to-Measure Collection</div></div>



## NOTRELLE

Smooth Painted  
Handleless Shaker

HANDLELESS











## LYNDHURST

Timber In-Frame Shaker  
(Ovolo Outer Frame)

IN-FRAME



Style	Handleless Shaker
Depth	18mm
Centre Panel Depth	4mm
Frame Width	60mm
Construction	1 piece routed construction with reverse 'scaloped handle' profile
Composition	HDF
Finish	Matt painted (smooth finish)
Reverse Finish	Matching matt melamine reverse (PtO - painted as per front face)
Stocked colours	CHALK
Service options	<div>  <p>Stocked Ranges</p> </div> <div>  <p>Painted Finish</p> </div> <div>  <p>6 Year Guarantee</p> </div>

Style	Inframe Shaker
Depth	20mm
Centre Panel Depth	10mm
Outer Frame Width	36mm
Bottom Frame	68mm
Construction	5 piece door construction / 4 piece outer frame with Ovolo detail (flush joints)
Composition	Solid Ash frame with Ash veneered MDF centre panel
Finish	Matt Painted (grained finish)
Reverse Finish	Painted as per front face (Sanded is unfinished)
Stocked colours	<div>PORCELAIN</div> <div>DUST GREY</div> <div>HARTFORTH BLUE</div>
Service options	<div>  <p>Stocked Ranges</p> </div> <div>  <p>Real Timber</p> </div> <div>  <p>6 Year Guarantee</p> </div> <div>  <p>Painted Finish</p> </div> <div>  <p>Bespoke Door Service</p> </div>



## EXCLUSIVE RANGE



Made-to-Measure  
Collection



Woodgrain  
Effect



Made in  
the UK



6 Year  
Guarantee

# MONACO

Utilizing our extensive cabinet palette, Monaco opens up an array of finishes and it makes a matching look possible.

## PRODUCT OVERVIEW

**DOOR FAMILY STYLE:** Slab - edged

**DOOR THICKNESS:** 18mm

**SUBSTRATE:** Double sided MFC

**FINISH:** Matt/ gloss/ woodgrain / perfect sense matt / perfect sense gloss

**CERTIFICATION:** Fira Gold

## EDGE OPTIONS



Matching  
AirTech Edging



Two-Tone  
3D Glass Effect




Multiplex  
Edging

### NOTES:

- Two-tone 3D glass effect edging is available in gloss finishes only
- End panels are edged all 4 sides as standard and are supplied in matching edge only
- Pelmet & plinth are edged on one long side only with a matching edge.

## PRICE BAND 1

## SMOOTH FINISH



**PREMIUM WHITE**  
Egger  
W1000 STg

**ALPINE WHITE**  
Egger  
W1100 STg


**PLATINUM WHITE**  
Egger  
W980 ST2  
W980 SM

**ALABASTER WHITE**  
Egger  
U104 STg

**PORCELAIN WHITE**  
Egger  
W1200 STg

**CASHMERE GREY**  
Egger  
U702 STg

**STONE GREY**  
Egger  
U727 STg



**WHITE GREY**  
Egger  
U775 STg

**LIGHT GREY**  
Egger  
U708 STg

**PEARL GREY**  
Egger  
U763 STg

**DUST GREY**  
Egger  
U732 STg

**ONYX GREY**  
Egger  
U960 STg

**GRAPHITE GREY**  
Egger  
U961 ST2

**LIGHT GREY  
CHICAGO  
CONCRETE**  
Egger  
F186 STg

## TEXTURED WOODGRAIN



**NATURAL DAVOS  
OAK**  
Egger  
H3131 ST12

**BROWN ORLEANS  
OAK**  
Egger  
H1379 ST36

**CASCINA PINE**  
Egger  
H1401 ST22

**GREY BARDOLINO  
OAK**  
Egger  
H1146 ST10

**NATURAL  
LANCASTER OAK**  
Egger  
H3368 STg

**NATURAL  
HALIFAX OAK**  
Egger  
H1180 ST37

**SHOREWOOD**  
Egger  
H3090 ST22

**TOBACCO PACIFIC  
WALNUT**  
Egger  
H3702 ST10

**PASADENA PINE**  
Egger  
H1486 ST36



## PRICE BAND 2

### PREMIUM MATT COLLECTION

									
<b>PREMIUM WHITE</b> EGGER W1000PM	<b>ALPINE WHITE</b> EGGER W1100PM	<b>CASHMERE GREY</b> EGGER U702PM	<b>STONE GREY</b> EGGER U727PM	<b>LIGHT GREY</b> EGGER U708PM	<b>DUST GREY</b> EGGER U732PM	<b>GRAPHITE GREY</b> EGGER U732PM	<b>BLACK MATT</b> EGGER U999PM	<b>BLACK PIETRA GRIGIA</b> EGGER F206PM	<b>WHITE LEVANTO MARBLE</b> EGGER F812PM

### PREMIUM GLOSS COLLECTION

									
<b>PREMIUM WHITE</b> EGGER W1000PM	<b>ALPINE WHITE</b> EGGER W1100PM	<b>CASHMERE GREY</b> EGGER U702PM	<b>STONE GREY</b> EGGER U727PM	<b>LIGHT GREY</b> EGGER U708PM	<b>DUST GREY</b> EGGER U732PM	<b>GRAPHITE GREY</b> EGGER U732PM	<b>BLACK GLOSS</b> EGGER U999PM	<b>BLACK PIETRA GRIGIA</b> EGGER F206PM	<b>CHILLI RED</b> EGGER F812PM



# CABINET SPECIFICATION

The cabinets are constructed using modern manufacturing techniques to guarantee a superior product every time. These high quality structures form a solid base from which multiple finish options can be added.



## BASE UNITS

- 1 50mm Rear Service Void:** For concealing pipework or wiring.
- 2 Solid Top Panel:** For maximum structural rigidity and compatibility with thin worksurfaces.
- 3 18mm Back Panel:** For maximum rigidity and quality.
- 4 Rigid Construction:** PVA Glue and timber dowelled construction, mechanically pressed for maximum accuracy.
- 5 560mm Depth:** For maximising internal storage.
- 6 18mm Adjustable Shelf:** Pre-drilled cabinet for maximum shelf adjustment.
- 7 18mm MFC Cabinet:** Available in 25 finishes, with optional painted cabinet offer or feature units 0.8mm ABS Edging, PUR bonded on all edges (see page opposite for all finish and texture options).
- 8 150mm Adjustable Plinth Legs:** Screw fixed sockets and 25mm adjustable plinth legs for maximum strength and loading Multi-drilled for compatibility with recessed and moulded plinth.

## WALL UNITS














- 1 Concealed Hanging Brackets:** 80KG weight loading, 3 axis adjustment hanging brackets, supplied pre-installed.
- 2 18mm Back Panel:** For maximum rigidity and quality.
- 3 18mm MFC Cabinet:** Available in 25 flat and textured finishes, with optional painted offer cabinet for feature units 1mm ABS Edging, PUR bonded on all edges (see page opposite for all finish and texture options).
- 4 300mm Depth:** For maximising internal storage.
- 5 18mm Adjustable Shelf:** Pre-drilled cabinet for maximum shelf adjustment 2 x Adjustable shelves supplied on tall wall units (900mm) Glass shelves and integrated lighting available for feature glazed wall units.
- 6 Rigid Construction:** PUR Glue and timber dowelled constructed, mechanically pressed for maximum quality.
- 7 20mm Rear Service Void**

# CABINET COLOURS







Cabinets can be specified in a wide variety of colours and finishes. Match your cabinet colour to your frontal or drawer box for a matching look where possible. Alternatively, choose a contrasting shade for a unique design.

## SMOOTH FINISH

						
<b>PREMIUM WHITE</b> Egger W1000 STg	<b>ALPINE WHITE</b> Egger W1100 STg	<b>PLATINUM WHITE</b> Egger W980 ST2 W980 SM	<b>ALABASTER WHITE</b> Egger U104 STg	<b>PORCELAIN WHITE</b> Egger W1200 STg	<b>CASHMERE GREY</b> Egger U702 STg	<b>STONE GREY</b> Egger U727 STg
						
<b>WHITE GREY</b> Egger U775 STg	<b>LIGHT GREY</b> Egger U708 STg	<b>PEARL GREY</b> Egger U763 STg	<b>DUST GREY</b> Egger U732 STg	<b>ONYX GREY</b> Egger U960 STg	<b>GRAPHITE GREY</b> Egger U961 ST2	<b>SOFT BLACK</b> Egger U899 STg

## TEXTURED WOODGRAIN


						
<b>NATURAL DAVOS OAK</b> Egger H3131 ST12	<b>BROWN ORLEANS OAK</b> Egger H1379 ST36	<b>CASCINA PINE</b> Egger H1401S T22	<b>GREY BARDOLINO OAK</b> Egger H1146 ST10	<b>GRAPHITE DENVER OAK</b> Egger H1387 STg	<b>NATURAL HAMILTON OAK</b> Egger H3303 ST10	<b>NATURAL LANCASTER OAK</b> Egger H3368 STg

OTHER FINISHES AVAILABLE UPON REQUEST

# KESSEBÖHMER

We have collated a range of Kesseböhmer internal accessories to ensure you all a full selection of functional solutions. They come in two finishes, Anthracite Style and Chrome Arena.

## PICK YOUR TRAY STYLE



**ANTHRACITE STYLE**  
Powder coated anthracite band  
Anti-slip anthracite base



**CHROME ARENA**  
Chrome plated rail. Anti-slip grey base

	ANTHRACITE STYLE	CHROME ARENA
Tandem	✓	✓
Pull-out	✓	✓
Base Pull-out	✓	✓
Magic Corner	✓	✓
LeMans	✓	✓
Carousel	✗	✓
iMove	✓	✓




**Tandem**  
Our Tandem range offers immediate access to storage and unlike shelving, it provides more reachable space.



**Magic Corner**  
Attached to the back of the door, both trays slide simultaneously for full corner access



**Pull-out**  
If you have no idea what's lurking at the back of your narrow base units, then this is the product for you. Base unit pull-outs transform narrow and awkward cupboards into dynamic and functional storage spaces, bringing every inch of space into play.



**Carousel**  
Powder coated anthracite band  
Anti-slip anthracite base



**LeMans**  
Transform the dead spaces in your kitchen. These best sellers transform dark corners into useable storage. Once hard-to-reach items are now brought to your fingertips.



**iMove**  
Powder coated anthracite band  
Anti-slip anthracite base



# WASTE BINS

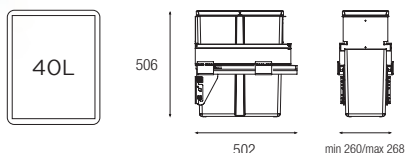
We have a variety of fitted bins to suit different cabinet widths, ensuring there is always an option when planning the kitchen.



Runners and plastic lid included  
Optional shelf pull-out available

## PULL-OUT WASTE BIN 40 LITRES Orion Grey

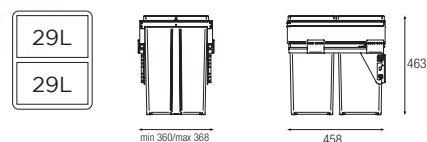
Suitable for cabinet width sizes:  
300mm



Runners and plastic lid included  
Optional shelf pull-out available

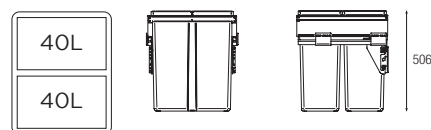
## PULL-OUT WASTE BIN 58 LITRES Orion Grey

Suitable for cabinet width sizes:  
400mm, 450mm



## PULL-OUT WASTE BIN 80 LITRES Orion Grey

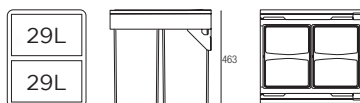
Suitable for cabinet width sizes:  
500mm, 600mm



Blum TANDEMBOX runners  
and plastic lid included

## PULL-OUT WASTE BIN 58 LITRES Grey

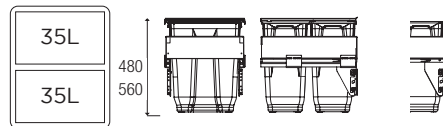
Suitable for cabinet width sizes:  
450mm, 500mm



Metal shelf lid cover (fixed)  
Full extension for storage

## PULL-OUT WASTE BIN 70 LITRES Grey


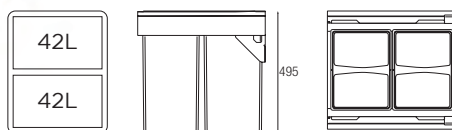
Suitable for cabinet width sizes:  
450mm, 500mm



Blum TANDEMBOX runners  
and plastic lid included

## PULL-OUT WASTE BIN 84 LITRES Grey

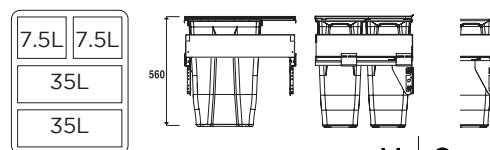
Suitable for cabinet width sizes:  
600mm



Metal shelf lid cover (fixed)  
Full extension for storage

## PULL-OUT WASTE BIN 85 LITRES Grey

Suitable for cabinet width sizes:  
600mm



# DRAWER BOX OPTIONS

## TANDEMBOX

Orion Grey Cabinet Match: Onyx Grey

All Layon and Rail System ranges come with Tandembox as standard. Coming in a modern orion grey the TANDEMBOX delivers top quality motion with a feather-light glide and dynamic carrying capacities of 30 and 65kg. With BLUMOTION fitted as standard, drawers and pull-outs always close softly and effortlessly.

TANDEMBOX can be used in conjunction with our Konfigure drawer organization collection.



Standard for:  
**LAYON & HANDLELESS**

## LEGRABOX

Orion Grey Cabinet Match: Onyx Grey

Blum LEGRABOX comes as standard in our In-frame ranges and is available as an upgrade option in our Layon and Rail System collections. Coming in an Orion Grey design these straightforward, simple and sleek looking drawer boxes are designed to seamlessly match current contemporary interior style trends.

LEGRABOX drawer boxes can be supplemented by a wide range of storage accessories including our Konfigure drawer organisation system. This wide range of oak inserts allows users to store crockery, cutlery and more in a neat and orderly fashion.



Standard for:  
**IN-FRAME**



Upgrade for:  
**LAYON & HANDLELESS**



## DOVETAIL



**Washed Oak. Finish is different to Konfigure drawer organisation system.**  
**Cabinet Match: Davos Oak**

For a genuine handcrafted appearance, upgrade your in-frame drawer boxes to Dovetail. Designed to perfectly complement the traditional, painted design of the 1909 collection and manufactured to the highest of standards. These boxes come in a Washed Oak finish.

Dovetail drawer boxes are supported by a selection of internal accessories including Timber Plate Holders and Cutlery Inserts to help users keep items organised. Felt Drawer Liners are also available to add a little extra touch of luxury.



**Upgrade for:  
IN-FRAME**

	 STANDARD DRAWER BOX OPTION	 UPGRADE TO DRAWER BOX OPTION:
Layon	Tandem	Legrabox
Handleless	Tandem	Legrabox
In-frame	Legrabox	Dovetail

# PWS WORKSURFACES

**Now in its thirteenth year, PWS worksurfaces is one of the largest, most sophisticated, market-leading fabricators of quality, bespoke worksurfaces in the UK.**

Our commitment to improve has seen us invest £.4m in a state of the art automatic CNC cell. This major investment will increase our manufacturing performance and also ensure PWS continue to be at the forefront of technology advancements within the natural stone and engineered stone sector.

As an award winning facility, we offer the most comprehensive range of materials, with a wide choice available from stock, and a full range of processes to suit your exact requirements.

One of the highest value components of any kitchen is a quality worksurface. Therefore, it's vital that it's delivered right first time. Our 98% right first

time manufacturing record, gives you the reassurance you need.

Our expertise is not limited to serving just one market. We consistently supply both the retail, contract and commercial sectors – and with our national network of templaters we can reach you, wherever the job is.

We believe we are truly unique in the outstanding service we deliver.





THE

# WORKSURFACES

COLLECTION



## SAMPLE PACKS

Sample books. Colour collection presentation case and sample books.



## WHITE

Abstract feature & pure


Allowing you to go bolder or keep to quieter, calmer themes, this beautiful collection features distinctive marble style veining patterns, through to cool, neutral flat designs.



## WHITE

Dappled & Reflections


A versatile collection that works well in both a modern or classic setting. Featuring a vast variety of dappled patterns in an array of shades; from off-white hues enriched with mirrored particles, through to muted tones with softer grains.



## NEUTRAL

Crystallised, Dappled & Pure

Featuring an array of patterns from linear to speckled, this warm, muted collection, offers both a timeless traditional aesthetic, or an appealing contemporary style.



## BLACK

Dappled, Marbled, Reflections & Textured

Inspired by the natural world, this palette features a warm and inviting aesthetic. A collection of rich earthy tones, featuring bold stone grains, translucent crystallisation and refined veining.



## GREY

Pure, Veined, Crystallised & Dappled

With a vast array of patterns, from speckled effect through to elaborate rippled patterns, this intriguingly abstract collection, makes a truly striking statement.

See the dedicated consumer brochure for the full range, or speak to our sales team for more information.

Email: [info@moodkitchens.co.uk](mailto:info@moodkitchens.co.uk)

Telephone: 03317 55355

M | O  
O | D

# MATERIAL OPTIONS



## QUARTZ

Our bespoke quartz worktops are made from a mixture of colour pigments, resin and pure natural quartz. This material has been specially developed for a kitchen application. Quartz is more consistent than granite, and is durable, stable and resistant to chemicals.

Our collection consists of materials from our own Strata brand along with a range of Silestone materials from Cosentino.

### Material Characteristics

- Contemporary colours
- Book matched materials available
- Hard wearing
- Resistant to staining
- Consistent finish
- Manufacturing versatility
- Integrated sinks available
- Cosentino Gold Fabricator



## GRANITE

Rock, cut from it's natural state, Granite is a very strong material which is naturally durable. Every surface pattern is unique.

Our collection consists of materials from our own Strata brand along with a range of Sensa materials from Cosentino.

### Material Characteristics

- Every surface is unique
- Hard wearing
- Cosentino Gold Fabricator



## SOLID SURFACE

Perfect for that continuous look, flexible enough to create organic worktop shapes, with totally integrated sink options as a seamless part of your worksurface.

Available in a wide selection of colour and pattern. Our collection consists of materials from both Hi Macs & Corian.

### Material Characteristics

- Contemporary palette
- Modern matt finish
- Visually seamless joints
- Integrated sink options
- Organic forms can be created
- Can be repaired




## ULTRA COMPACT

A clean surface that is nice to touch and resistant to all the daily grind that takes place in a kitchen. It is an ultra-sophisticated material for busy everyday mood. Our collection consists of Dekton materials from Cosentino.

### Material Characteristics

- Unique finishes
- Resistant to high temperatures
- Multiple applications
- Integrated sinks available
- Book matched materials available
- Suitable for outdoor applications
- Cosentino Gold Fabricator



## TIMBER

Every timber surface is unique with multiple possibilities for design and composition. It is tactile, and brings a natural beauty and warmth to any kitchen.

### Material Characteristics

- Natural beauty and warmth
- Every surface is unique
- Diverse range
- Can be repaired
- Natural ageing



# MANUFACTURING PEDIGREE

From traditional detailing & craftsmanship, to modern contemporary design, anything is possible with our robust manufacturing technology.

Our internal manufacturing capabilities boast a new highly automated paint line and joinery facility. We have also created a specialist team for producing bespoke feature units.

The new paint factory has allowed us to take advantage of developments in the paint sector and uses the latest innovations in manufacturing. Our highly

automated line ensures consistency of colour and finish using a water based paint. We have added hand spray booths for intricate product requirements.

We work with PWS worksurface for our bespoke surfaces requirements. They are now long established manufacture in the kitchen market and partner with all major material brands in the industry, ensuring constant quality. They continually invest in new technologies and new materials, ensuring our customers receive the best products and service.



# LEADTIMES

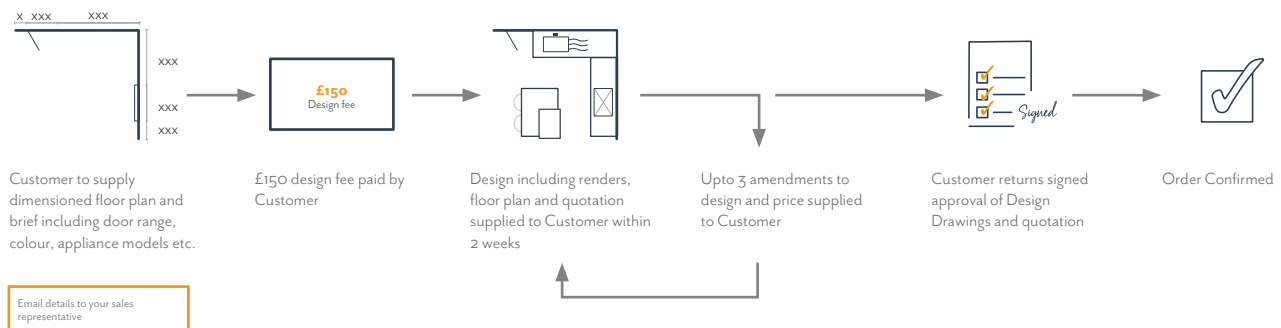
Our lead time have been calculated to ensure you receive the very best product and service.

These times are a guide and may change due to manufacturing capacity.

RANGE	LEAD TIME	REMEDIAL	LEAD TIME
Stocked doors	4 weeks	Remedial cabinet	From 5 working days*
Matt Paint-to-order	6 weeks	Remedial Stock door	From 5 working days*
Bespoke	8 weeks	Paint to order door	From 14 working days*
Alpina	8 weeks	Bespoke door	From 25 working days*

\*Door range and capacity dependent

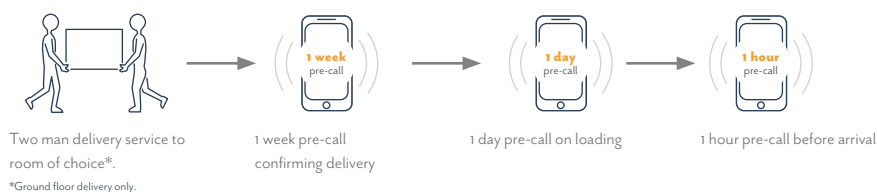
# DESIGN PROCESS



# DELIVERY

We have developed a premium service that includes a pre-called update regarding your delivery slot and an option to have your order delivered to your room of your choice\*. Ground floor delivery only.

You can choose to collect your product yourself. Please mention this at point of quotation.

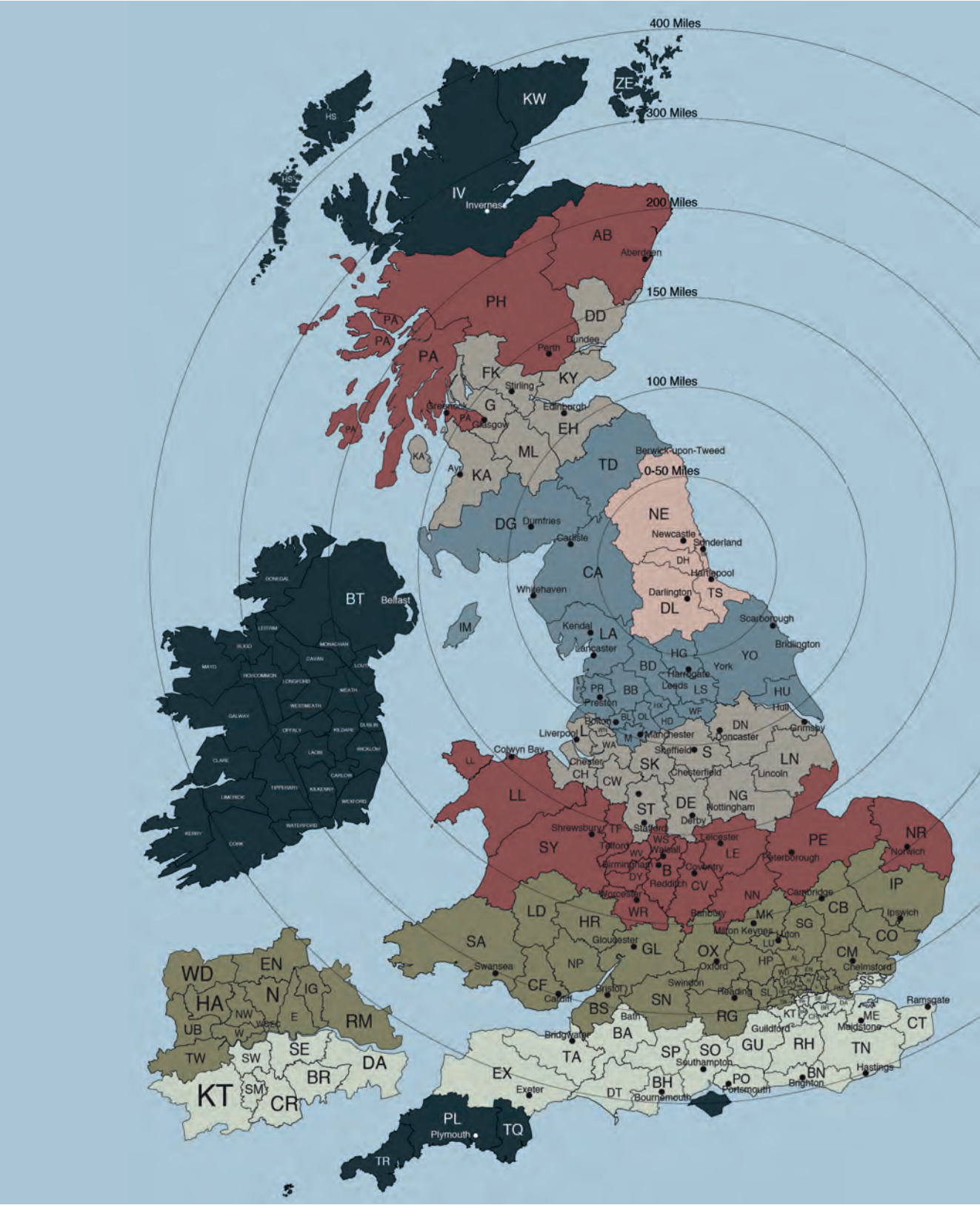


## DISCOUNTS

Speak to your area sales manager for further details.

# DELIVERY

Contact your area sales manager for pricing







M

O

LAYON

O

D

# LAYON CONTENTS

<b>Layon Price Bands</b>	<b>31</b>
<b>Layon matrix</b>	<b>32-37</b>

## PRICING

---

### BASE UNITS..... 38-47

Highline base unit.....	38-40
Drawerline base unit .....	41
Drawer packs .....	42
Hob base unit .....	43
Sink base unit .....	43-44
Shallow base unit .....	44-46
Narrow base unit .....	46
Appliance base unit .....	47

### WALL UNITS ..... 48-55

Standard height wall unit .....	48-50
Low wall unit .....	51
Tall wall unit .....	52-54
Additional wall unit .....	54-55

### LARDER UNITS / FRIDGE FREEZER ..... 56-62

Standard height larder unit.....	56-59
Tall height larder unit .....	59-60
Studio height larder unit .....	61
Standard height fridge freezer unit .....	61
Tall height fridge freezer unit .....	62
Studio height fridge freezer units .....	62

### APPLIANCE HOUSING .....63-73

Standard height appliance housing .....	63-68
Tall height appliance housing .....	68-71
Studio height appliance unit .....	72-73

### FEATURE UNITS .....73-75

### HARTLAND ONLY LARDER UNITS .....76

Tall height larder unit.....	76
Tall height fridge freezer unit .....	76





















### HARTLAND ONLY APPLIANCE HOUSING

Standard height appliance housing .....	76-77
Tall height appliance housing .....	77-79

### FEATURE GLAZED..... 80-81

### ACCESSORIES ..... 82-100

Monaco Price Band 1 and 2 .....	82
Linwood .....	83
Stanhope .....	84
Verona .....	86
Hereford .....	87
Lamorna .....	88
Hartland.....	90
Hamilton .....	92
Sorrento .....	94
Lavado Rye .....	96
Imperia .....	98

Price Bands for stocked, made-to-measure and paint-to-order						
1	2	3	4	5	6	7
 <p>Monaco</p>	 <p>Monaco</p>	 <p>Hereford</p>	 <p>Hereford</p>	 <p>Lamorna Matt</p>	 <p>Lavado Rye</p>	 <p>Imperia</p>
	 <p>Linwood</p>	 <p>Hartland</p>	 <p>Linwood</p>	 <p>Lavado Rye</p>		
	 <p>Stanhope X6 variations</p>	 <p>Hamilton</p>	 <p>Sorrento</p>	 <p>Sorrento</p>		
	 <p>Verona Matt/Gloss</p>	 <p>Lamorna Matt/Gloss</p>	 <p>Verona Matt</p>	 <p>Hamilton</p>		
				 <p>Hartland</p>		

For more information on individual door ranges please go to

**Section 1 - Introduction: Door Range Overview**

**Layon Drawer Box option**

→ STANDARD	↑ CHOICE TO UPGRADE TO
Tandem	Legrabox



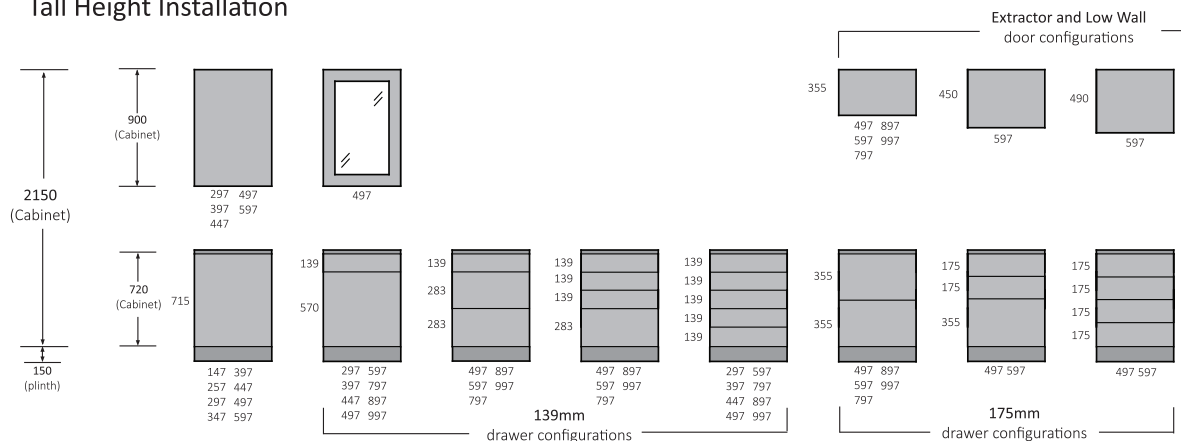


# LAYON MATRIX

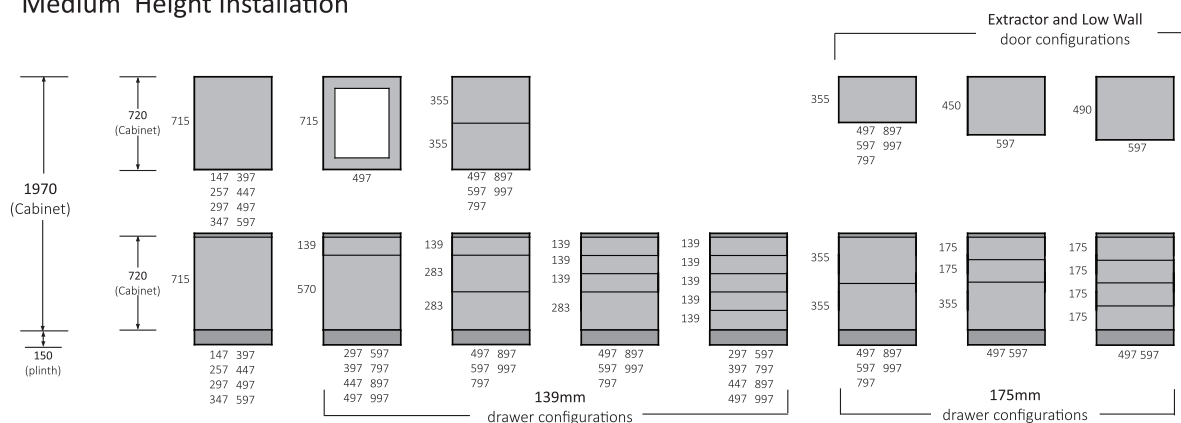
This matrix can be referred to when planning lay-on doors.

Availability varies between ranges.

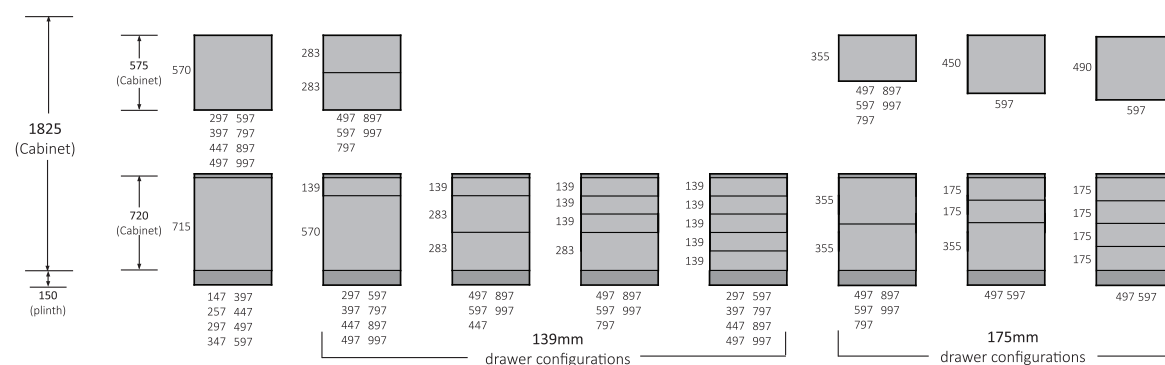
## Tall Height Installation



## Medium Height Installation

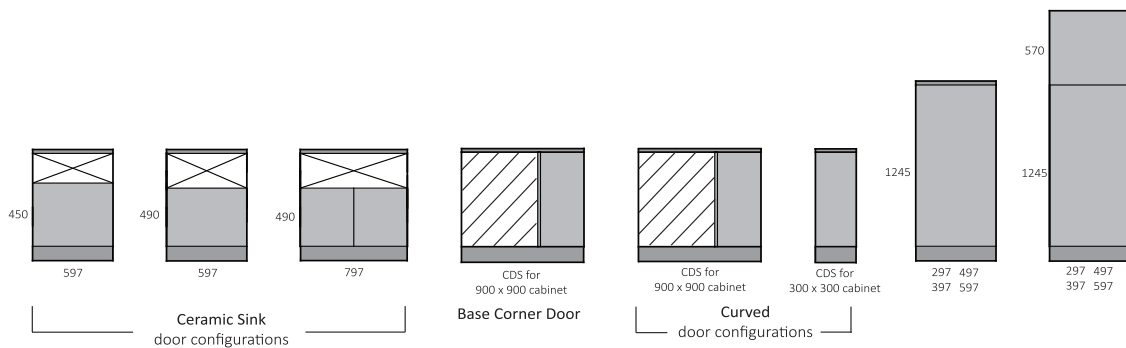
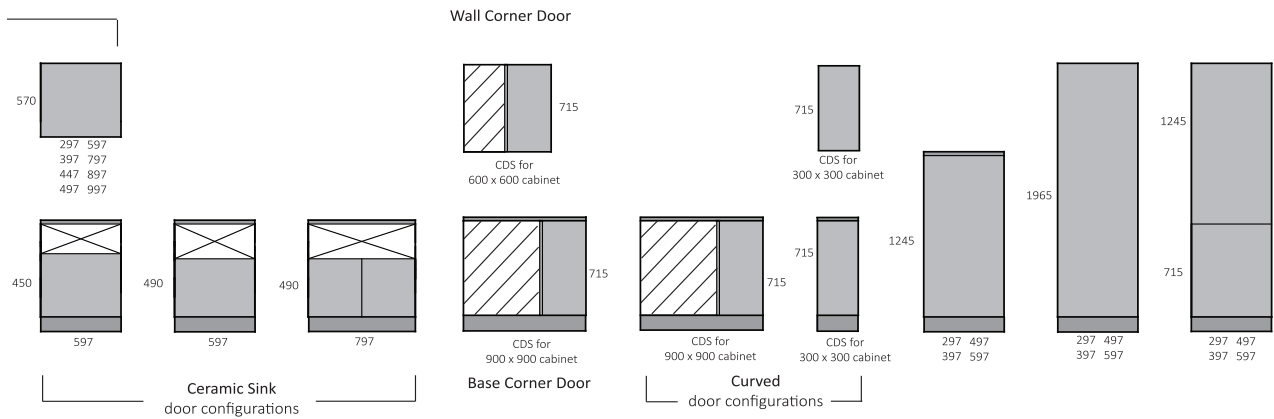
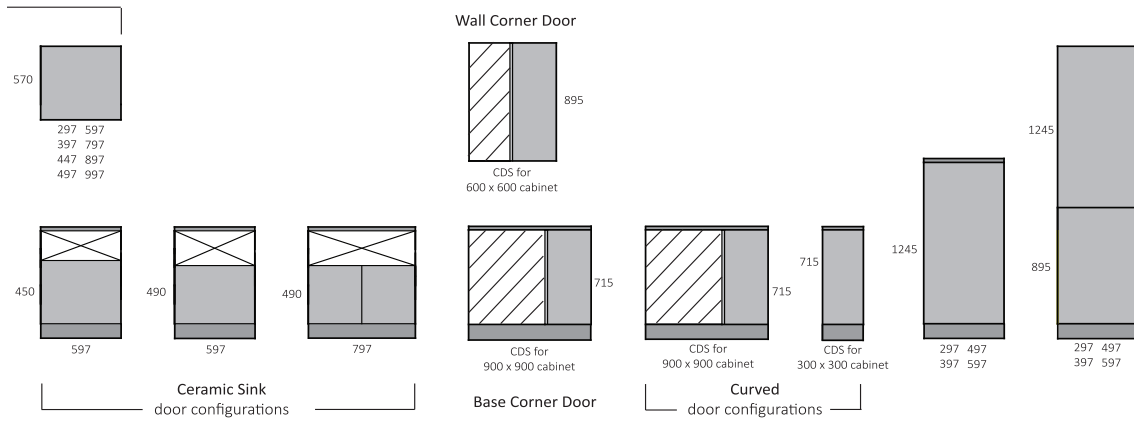


## Low Height Installation





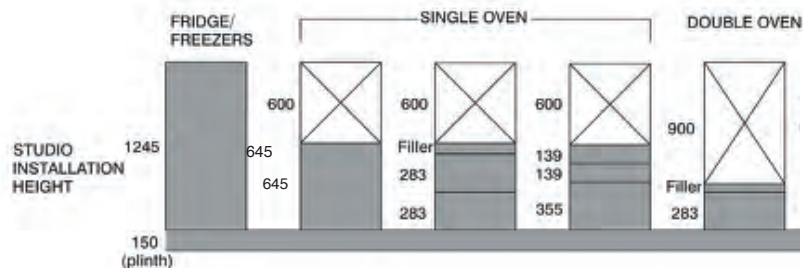
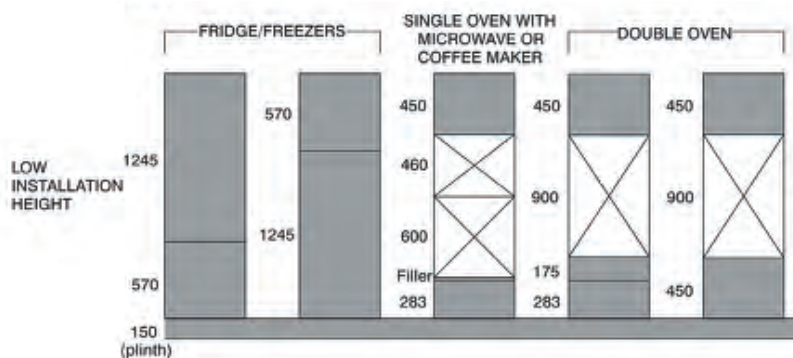
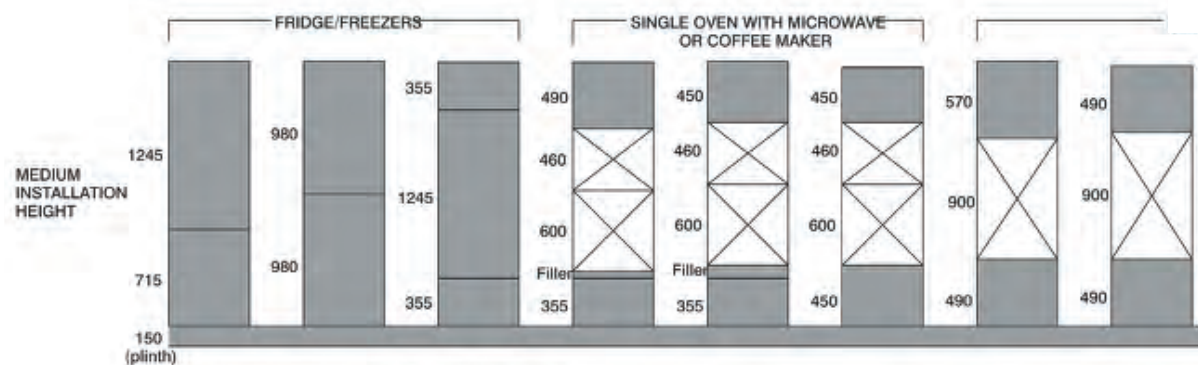
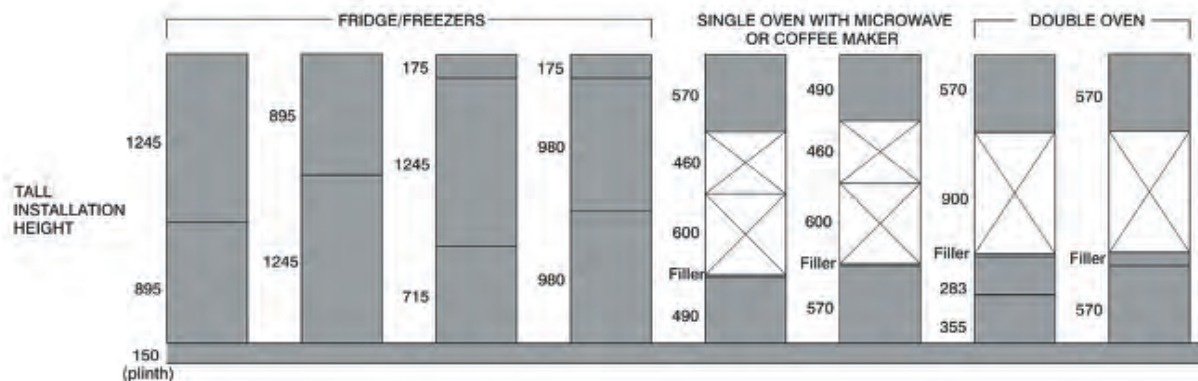
These visual matrixes show you all the possible furniture configurations our frontal ranges offer. When developing our catalogue we have picked the most consistently used cabinet combinations, so not all of these will be available. Should there be something additional you require from our matrix or have designed yourself, please speak to our sales team about our bespoke service.





# APPLIANCE COMBINATIONS

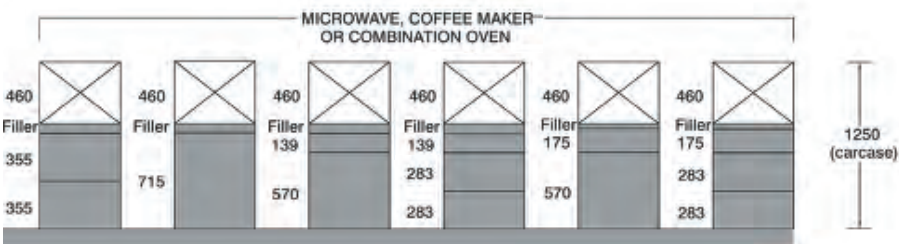
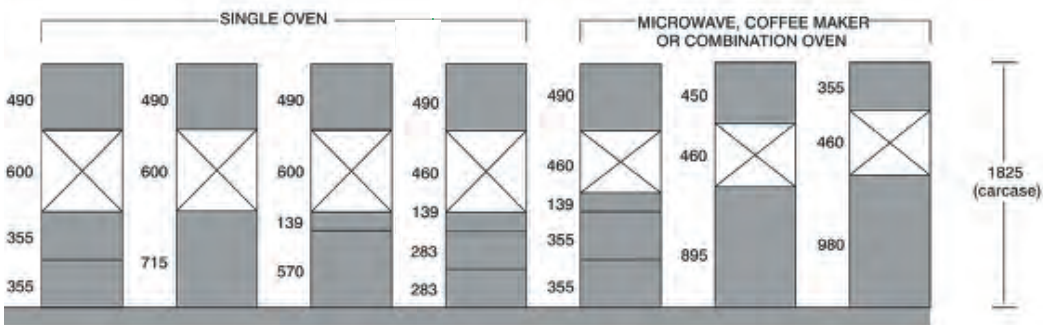
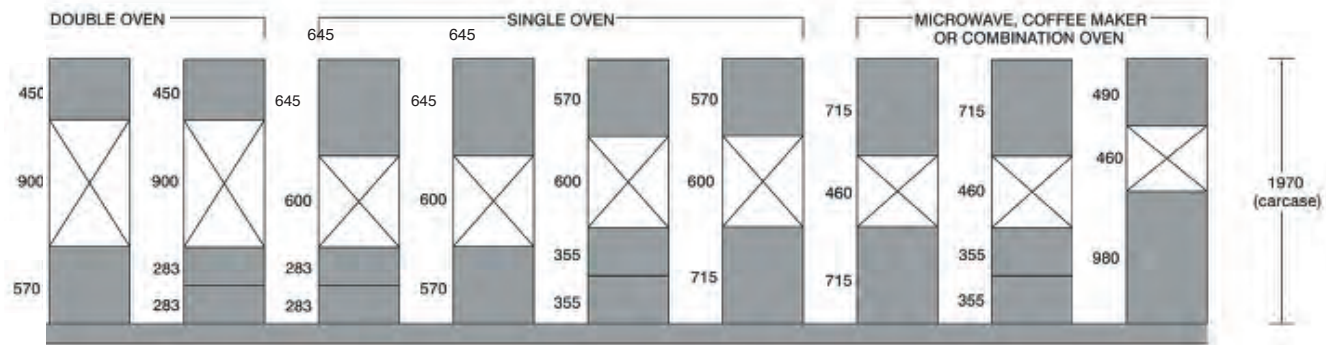
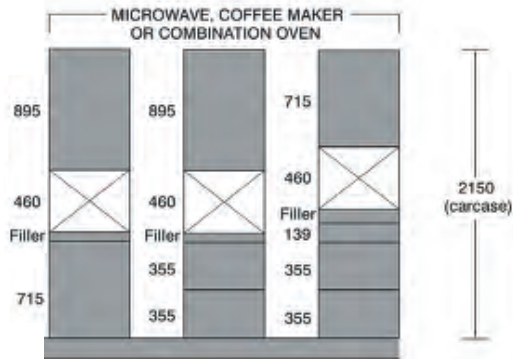
To be used with appliances (600mm wide) in tower and studio units.



**Note:**

Appliance heights do vary, oven trimmers/fillers may need to be increased or decreased in size. It is advisable to check door sizes available before ordering appliances. Not all doors are available in every range, please refer to price list.

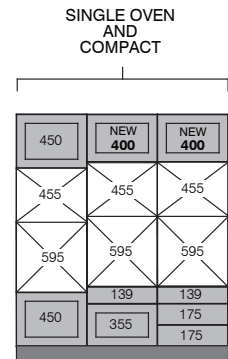
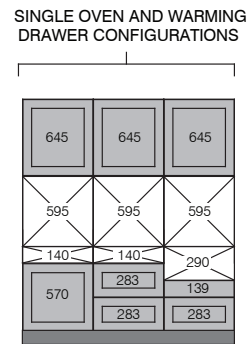
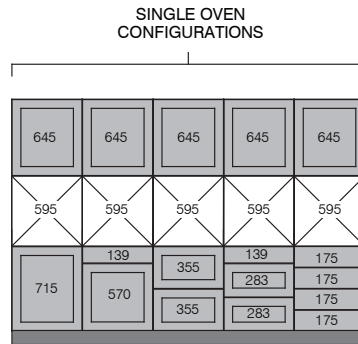
These visual matrixes show you all the possible furniture configurations our frontal ranges offer. When developing our catalogue we have picked the most consistently used cabinet combinations, so not all of these will be available. Should there be something additional you require from our matrix or have designed yourself, please speak to our sales team about our bespoke service.



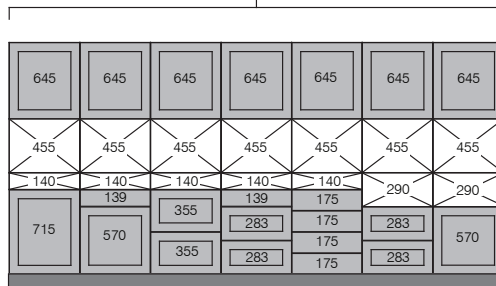


# HARTLAND APPLIANCE COMBINATIONS

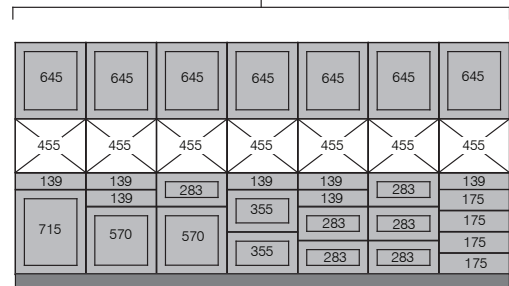
## MEDIUM HEIGHT INSTALLATION (1970mm Carcase)



## COMPACT AND WARMING DRAWER CONFIGURATIONS

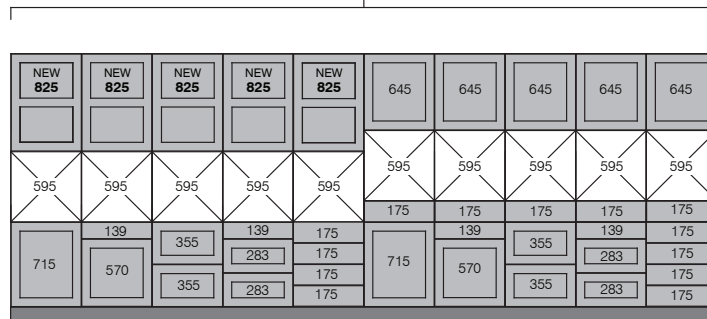


## COMPACT APPLIANCE CONFIGURATIONS

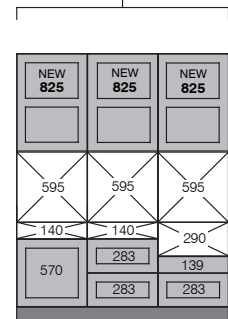


## TALL HEIGHT INSTALLATION (2150mm Carcase)

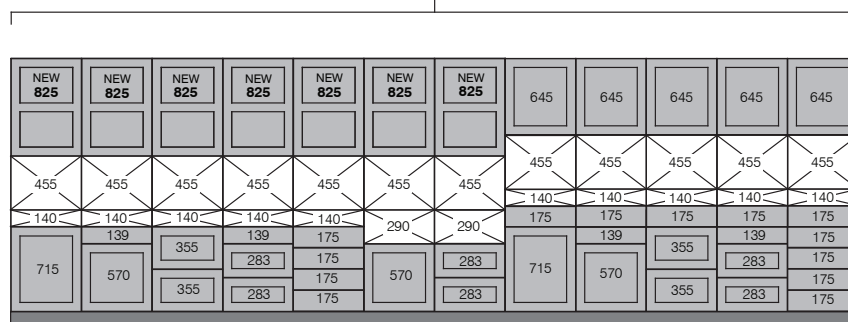
### SINGLE OVEN CONFIGURATIONS



### SINGLE OVEN AND WARMING DRAWER CONFIGURATIONS

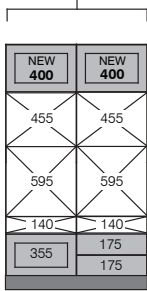


### CONFIGURATIONS

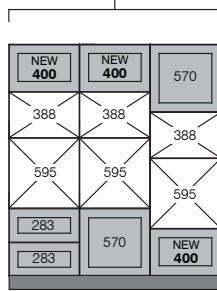


These visual matrixes show you all the possible furniture configurations our frontal ranges offer. When developing our catalogue we have picked the most consistently used cabinet combinations, so not all of these will be available. Should there be something additional you require from our matrix or have designed yourself, please speak to our sales team about our bespoke service.

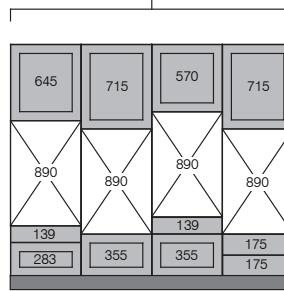
#### SINGLE, COMPACT AND WARMING DRAWER



#### SINGLE OVEN AND 388 MICROWAVE CONFIGURATIONS



#### DOUBLE OVEN CONFIGURATION

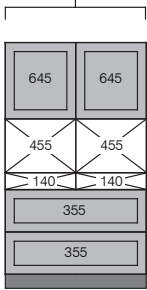


#### 2 X COMPACT APPLIANCES

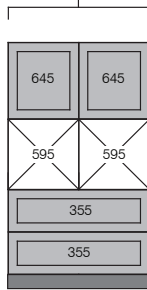


Hartland has additional options for appliance configurations and pricing  
See page 76

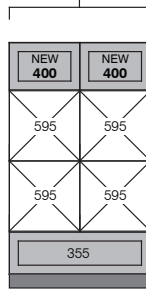
#### COMPACT AND WARMING DRAWER CONFIGURATION



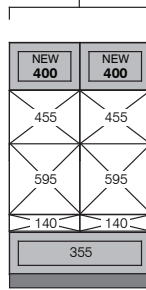
#### SINGLE OVEN CONFIGURATION



#### 2 X SINGLE OVEN CONFIGURATION

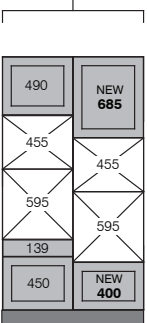


#### SINGLE, COMPACT AND WARMING DRAWER CONFIGURATION



↑ Note: These units are made up of two 600mm cabinets. ↑

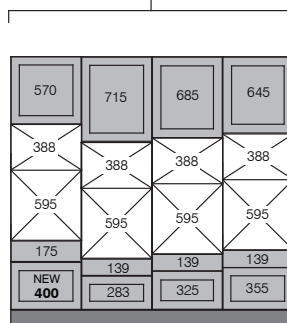
#### SINGLE OVEN AND COMPACT



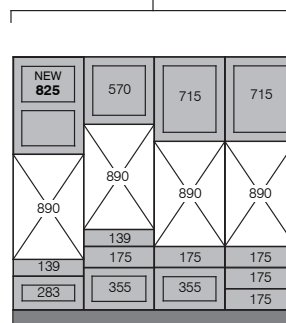
#### SINGLE OVEN, COMPACT AND WARMING DRAWER



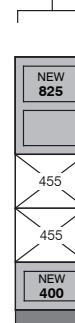
#### SINGLE OVEN AND MICROWAVE



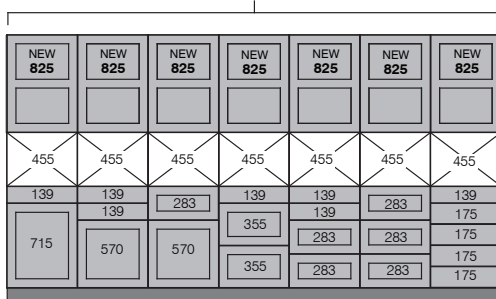
#### DOUBLE OVEN



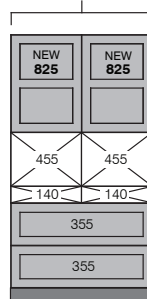
#### 2 X COMPACT APPLIANCES



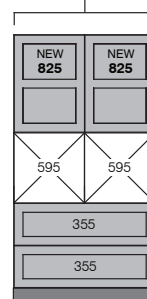
#### COMPACT APPLIANCE CONFIGURATIONS



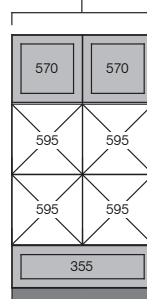
#### COMPACT AND WARMING DRAWER CONFIGURATION



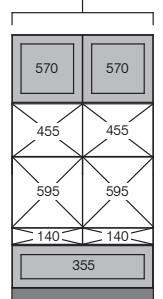
#### SINGLE OVEN CONFIGURATION



#### 2 X SINGLE OVEN CONFIGURATION



#### SINGLE, COMPACT AND WARMING DRAWER CONFIGURATION



↑ Note: These units are made up of two 600mm cabinets. ↑



Please note that some door styles may not be available in certain price bands.  
Please use this book as a guide and check your pricing system for more detailed availability.  
■ = not available at all.

Dimensions

Handed

↓ PRICE BANDS ↓ See page 31 for Layon Price Band breakdown

## BASE UNITS

## HIGHLINE BASE UNITS



715

CODE	W	H	D		1	2	3	4	5	6	7
<b>Single Highline Base Unit</b>											
BHL26	260	720	560	Y	£138.15	£153.82	£167.03	£189.71	£206.35	£217.62	£222.53
BHL30	300	720	560	Y	£144.97	£162.82	£181.82	£197.32	£212.91	£231.79	£243.09
BHL35	350	720	560	Y	£152.15	£171.15	£194.35	£205.73	£223.29	£247.29	£267.41
BHL40	400	720	560	Y	£156.62	£175.74	£204.00	£211.42	£242.42	£261.80	£289.06
BHL45	450	720	560	Y	£162.44	£184.38	£215.08	£225.91	£254.17	£272.91	£312.08
BHL50	500	720	560	Y	£166.88	£189.47	£223.68	£231.00	£263.50	£280.85	£333.65
BHL55	550	720	560	Y	£168.56	£195.06	£231.41	£232.29	£261.82	■	£353.41
BHL60	600	720	560	Y	£173.00	£201.70	£240.20	£254.97	£293.67	£309.52	£374.14



715

CODE	W	H	D		1	2	3	4	5	6	7
<b>Double Highline Base Unit Double Frontal</b>											
BHL70D	700	720	560	N	£222.98	£260.98	£307.38	£330.14	£365.26	£413.26	£453.50
BHL80	800	720	560	N	£227.94	£266.18	£322.70	£337.54	£399.54	£438.30	£492.82
BHL90	900	720	560	N	£234.48	£278.36	£339.76	£361.42	£417.94	£455.42	£533.76
BHL100	1000	720	560	N	£241.02	£286.20	£354.62	£369.26	£434.26	£468.96	£574.56



715

CODE	W	H	D		1	2	3	4	5	6	7
<b>Single Curved Highline Base Unit</b>											
BHL300X300	300	720	300	Y	■	£442.74	£516.68	£498.09	£516.77	£500.42	£631.92



715

For 150mm wide, door frontals are always slab											
CODE	W	H	D		1	2	3	4	5	6	7
<b>Single Highline Base Unit with Internal Pull Out</b>											
BHLC15A Anthracite	150	720	560	N	£275.85	£287.17	£296.91	£312.50	£323.88	£322.59	£322.38
BHLC15C Chrome	150	720	560	N	£299.27	£310.59	£320.33	£335.92	£347.30	£346.01	£345.80



715

<b>Single Highline Base Unit with Internal Pull Out - Tray</b>											
BHLC15TRA Anthracite	150	720	560	N	£278.00	£289.32	£299.06	£314.65	£326.03	£324.74	£324.53
BHLC15TRC Chrome	150	720	560	N	£291.41	£302.73	£312.47	£328.06	£339.44	£338.15	£337.94



715

<b>Single Highline Base Unit with Internal Pull Out - Towel rail</b>											
BHLC15TOA Anthracite	150	720	560	N	£278.00	£289.32	£299.06	£314.65	£326.03	£324.74	£324.53
BHLC15TOC Chrome	150	720	560	N	£294.06	£305.38	£315.12	£330.71	£342.09	£340.80	£340.59

Please note that some door styles may not be available in certain price bands.  
Please use this book as a guide and check your pricing system for more detailed availability.  
• not available at all.

Dimensions

Handed

↓ PRICE BANDS ↓ See page 31 for Layon Price Band breakdown

## BASE UNITS



715


CODE	W	H	D		1	2	3	4	5	6	7
<b>Single Highline Base Unit with Internal Pull Out - Anthracite</b>											
BHLPO30A	300	720	560	N	£369.91	£387.76	£406.76	£422.26	£437.85	£456.73	£468.03
BHLPO60A	600	720	560	N	£369.68	£387.53	£406.53	£422.03	£437.62	£456.50	£467.80
<b>Single Highline Base Unit with Internal Pull Out - Chrome</b>											
BHLPO30C	300	720	560	N	£573.71	£602.41	£640.91	£655.68	£694.38	£710.23	£774.85
BHLPO60C	600	720	560	N	£607.88	£636.58	£675.08	£689.85	£728.55	£744.40	£809.02

To help you specify and order the correct bin, look at the width column so it will fit your required space.

CODE	W	H	D		1	2	3	4	5	6	7
<b>Single Highline Base Unit with pull out bin</b>											
BHLBA30 <b>A</b> 40L	300	720	560	N	£370.23	£388.08	£407.08	£422.58	£438.17	£457.05	£468.35
BHLBA40 58L	400	720	560	N	£368.36	£387.48	£415.74	£423.16	£454.16	£473.54	£500.80
BHLBA45 <b>B</b> 58L	450	720	560	N	£374.47	£396.41	£427.11	£437.94	£466.20	£484.94	£524.11
BHLBA50 58L	500	720	560	N	£393.53	£416.12	£450.33	£457.65	£490.15	£507.50	£560.30
BHLBA60 80L	600	720	560	N	£412.29	£440.99	£479.49	£494.26	£532.96	£548.81	£613.43
BHLBB45 <b>C</b> 58L	450	720	560	N	£391.97	£413.91	£444.61	£455.44	£483.70	£502.44	£541.61
BHLBB50 58L	500	720	560	N	£427.29	£449.88	£484.09	£491.41	£523.91	£541.26	£594.06
BHLBB60 <b>D</b> 84L	600	720	560	N	£444.32	£473.02	£511.52	£526.29	£564.99	£580.84	£645.46
BHLBC45 <b>E</b> 58L	450	720	560	N	£463.59	£485.53	£516.23	£527.06	£555.32	£574.06	£613.23
BHLBC50 70L	500	720	560	N	£475.53	£498.12	£532.33	£539.65	£572.15	£589.50	£642.30
BHLBC60 <b>F</b> 85L	600	720	560	N	£523.06	£551.76	£590.26	£605.03	£643.73	£659.58	£724.20



715



715

CODE	frontal size	W	H	D		1	2	3	4	5	6	7
<b>Highline Corner Base Unit</b>												
BHLCR80L	400(w) frontal	800	720	560	LH	£220.20	£263.23	£310.32	£367.56	£381.93	£408.29	£505.05
BHLCR80R		800	720	560	RH	£220.20	£263.23	£310.32	£367.56	£381.93	£408.29	£505.05
BHLCR90L	450(w) frontal	900	720	560	LH	£223.33	£269.18	£318.27	£372.33	£386.09	£416.71	£525.38
BHLCR90R		900	720	560	RH	£223.33	£269.18	£318.27	£372.33	£386.09	£416.71	£525.38
BHLCR100L	500(w) frontal	1000	720	560	LH	£227.85	£274.35	£322.38	£378.65	£393.23	£424.73	£547.03
BHLCR100R		1000	720	560	RH	£227.85	£274.35	£322.38	£378.65	£393.23	£424.73	£547.03
BHL CRA100L	600(w) frontal	1000	720	560	LH	£231.24	£283.85	£336.00	£391.32	£413.91	£450.67	£584.79
BHL CRA100R		1000	720	560	RH	£231.24	£283.85	£336.00	£391.32	£413.91	£450.67	£584.79

Please note that some door styles may not be available in certain price bands.  
 Please use this book as a guide and check your pricing system for more detailed availability.  
 • = not available at all.

Dimensions

Handed

↓ **PRICE BANDS** ↓ See page 31 for Layon Price Band breakdown

## BASE UNITS

(RH) Shown



715

CODE		W	H	D		1	2	3	4	5	6	7
<b>Highline Corner Base Unit With LeMans - Chrome</b>												
BHLCR9045LMCL	450 Door	900	720	560	LH	£672.09	£717.94	£767.03	£821.09	£834.85	£865.47	£974.14
BHLCR9045LMRC	450 Le Mans	900	720	560	RH	£672.09	£717.94	£767.03	£821.09	£834.85	£865.47	£974.14
BHLCR100LMCL	500 Door	1000	720	560	LH	£695.76	£742.26	£790.29	£846.56	£861.14	£892.64	£1,014.94
BHLCR100LMRC	500 Le Mans	1000	720	560	RH	£695.76	£742.26	£790.29	£846.56	£861.14	£892.64	£1,014.94
BHLCR100LMCL	600 Door	1000	720	560	LH	£733.45	£786.06	£838.21	£893.53	£916.12	£952.88	£1,087.00
BHLCR100LMRC	600 Le Mans	1000	720	560	RH	£733.45	£786.06	£838.21	£893.53	£916.12	£952.88	£1,087.00
<b>Highline Corner Base Unit With LeMans - Anthracite</b>												
BHLCR9045LMCL	450 Door	900	720	560	LH	£676.80	£722.65	£771.74	£825.80	£839.56	£870.18	£978.85
BHLCR9045LMRA	450 Le Mans	900	720	560	RH	£676.80	£722.65	£771.74	£825.80	£839.56	£870.18	£978.85
BHLCR100CLMLA	500 Door	1000	720	560	N	£684.76	£731.26	£779.29	£835.56	£850.14	£881.64	£1,003.94
BHLCR100CLMRA	500 Le Mans	1000	720	560	N	£684.76	£731.26	£779.29	£835.56	£850.14	£881.64	£1,003.94
BHLCR100CLMLA	600 Door	1000	720	560	N	£733.45	£786.06	£838.21	£893.53	£916.12	£952.88	£1,087.00
BHLCR100CLMRA	600 Le Mans	1000	720	560	N	£733.45	£786.06	£838.21	£893.53	£916.12	£952.88	£1,087.00

(RH) Shown



715

CODE		W	H	D		1	2	3	4	5	6	7
<b>Highline Corner Base Unit with Magic Corner - Chrome</b>												
BHLCR90CMCLC	450 Door	900	720	560	LH	£835.54	£881.39	£930.48	£984.54	£998.30	£1,028.92	£1,137.59
BHLCR90CMCRC	450 Le Mans	900	720	560	RH	£835.54	£881.39	£930.48	£984.54	£998.30	£1,028.92	£1,137.59
BHLCR100CMCLC	600 Door	1000	720	560	LH	£843.45	£896.06	£948.21	£1,003.53	£1,026.12	£1,062.88	£1,197.00
BHLCR100CMCRC	600 Le Mans	1000	720	560	RH	£843.45	£896.06	£948.21	£1,003.53	£1,026.12	£1,062.88	£1,197.00
<b>Highline Corner Base Unit with Magic Corner - Anthracite</b>												
BHLCR100CMCLCA	600 Door	1000	720	560	LH	£840.06	£886.56	£934.59	£990.86	£1,005.44	£1,036.94	£1,159.24
BHLCR100CMCRCA	600 Le Mans	1000	720	560	RH	£840.06	£886.56	£934.59	£990.86	£1,005.44	£1,036.94	£1,159.24



715

CODE		W	H	D		1	2	3	4	5	6	7
<b>Highline L Corner Base Unit</b>												
BHLC90		900	720	560	Y	£286.70	£326.03	£388.26	£389.88	£417.67	£459.15	£492.15



715

<b>Highline L Corner Base Unit with Carousel</b>												
BHLC90C		900	720	560	Y	£602.02	£641.35	£703.58	£705.20	£732.99	£774.47	£807.47

Please note that some door styles may not be available in certain price bands.  
Please use this book as a guide and check your pricing system for more detailed availability.  
• = not available at all.

Dimensions

Handed

↓ **PRICE BANDS** ↓ See page 31 for Layon Price Band breakdown

## BASE UNITS

### DRAWERLINE BASE UNITS



↑	CODE	W	H	D		1	2	3	4	5	6	7
	<b>Drawerline Base Unit</b>											
139	BDL30	300	720	560	Y	£219.17	£244.75	£261.78	£284.90	£317.63	£326.17	£314.69
570	BDL40	400	720	560	Y	£232.36	£259.15	£285.33	£300.46	£334.33	£353.86	£361.63
	BDL45	450	720	560	Y	£238.96	£266.85	£297.14	£312.20	£344.97	£367.67	£385.08
	BDL50	500	720	560	Y	£244.37	£272.59	£307.68	£323.91	£366.09	£387.74	£407.29
	BDL60	600	720	560	Y	£252.64	£284.04	£326.31	£336.87	£386.04	£407.90	£449.32



↑	CODE	W	H	D		1	2	3	4	5	6	7
	<b>Double Drawerline Base Unit, Double Frontal &amp; 2 Drawer</b>											
139	BDL80	800	720	560	N	£370.54	£424.12	£476.48	£506.74	£574.48	£613.54	£629.08
570	BDL90	900	720	560	N	£378.65	£434.43	£495.01	£525.13	£590.67	£636.07	£670.89
	BDL100	1000	720	560	N	£387.16	£443.60	£513.78	£546.24	£630.60	£673.90	£713.00



↑	CODE	W	H	D		1	2	3	4	5	6	7
	<b>Double Drawerline Base Unit, Double Frontal 1 Drawer</b>											
139	BDL80iD	800	720	560	N	£316.55	£363.25	£415.61	£443.38	£496.23	£543.55	£576.37
570	BDL90iD	900	720	560	N	£324.69	£374.97	£434.02	£460.00	£514.90	£563.64	£618.37
	BDL100iD	1000	720	560	N	£336.70	£387.35	£456.28	£486.04	£558.72	£605.96	£664.16

frontal size



↑	CODE	W	H	D		1	2	3	4	5	6	7
	<b>Drawerline Corner Base Unit</b>											
139	BDLCR80L	300(w) frontal	800	720	560	LH	£296.10	£343.87	£395.49	£456.76	£480.98	£500.51
570	BDLCR80R	800	720	560	RH	£296.10	£343.87	£395.49	£457.00	£480.98	£500.51	£577.78
	BDLCR90L	400(w) frontal	900	720	560	LH	£299.96	£351.55	£404.55	£465.76	£488.88	£511.58
	BDLCR90R	900	720	560	RH	£299.96	£351.55	£404.55	£465.76	£488.88	£511.58	£598.49
	BDLCRA100L	500(w) frontal	1000	720	560	LH	£305.46	£357.02	£410.24	£473.74	£505.82	£531.74
	BDLCRA100R	1000	720	560	RH	£305.46	£357.02	£410.24	£473.74	£505.82	£531.74	£620.79
	BDLCR100L	600(w) frontal	1000	720	560	LH	£310.99	£366.30	£421.07	£487.78	£517.52	£549.16
	BDLCR100R	1000	720	560	RH	£310.99	£366.30	£421.07	£487.78	£517.52	£549.16	£660.08



↑	CODE	W	H	D		1	2	3	4	5	6	7
	<b>Drawerline Corner Base Unit 500 Frontal</b>											
139	BDLCR90R	900	720	560	Y	£299.96	£351.55	£404.55	£465.76	£488.88	£511.58	£598.49
570	BDLCR90R	900	720	560	Y	£299.96	£351.55	£404.55	£465.76	£488.88	£511.58	£598.49



Please note that some door styles may not be available in certain price bands.  
 Please use this book as a guide and check your pricing system for more detailed availability.  
 • = not available at all.

Dimensions

Handed

 ↓ **PRICE BANDS** ↓ See page 31 for Layon Price Band breakdown

## BASE UNITS

### DRAWER PACKS



355

355



CODE	W	H	D		1	2	3	4	5	6	7
<b>2 Drawer Pack</b>											
DP2500	500	720	560	N	£328.49	£365.01	£392.13	£417.97	£442.97	£472.91	£490.73
DP2600	600	720	560	N	£338.96	£377.38	£412.90	£439.96	£467.62	£505.80	£535.08
DP2800	800	720	560	N	£401.51	£443.57	£495.87	£530.97	£572.57	£624.03	£665.33
DP2900	900	720	560	N	£411.33	£457.11	£515.93	£545.33	£594.05	£653.27	£708.93
DP21000	1000	720	560	N	£396.74	£446.32	£511.62	£534.96	£590.96	£646.50	£728.20



355

355



CODE	W	H	D		1	2	3	4	5	6	7
<b>2 Drawer Pack With Internal Drawer</b>											
DP21500	500	720	560	N	£415.32	£451.84	£478.96	£504.80	£529.80	£559.74	£577.56
DP21600	600	720	560	N	£416.46	£454.88	£490.40	£517.46	£545.12	£583.30	£612.58
DP21800	800	720	560	N	£502.94	£545.00	£597.30	£632.40	£674.00	£725.46	£766.76
DP21900	900	720	560	N	£513.87	£559.65	£618.47	£647.87	£696.59	£755.81	£811.47
DP211000	1000	720	560	N	£503.92	£553.50	£618.80	£642.14	£698.14	£753.68	£835.38



139

283

283



CODE	W	H	D		1	2	3	4	5	6	7
<b>3 Drawer Pack</b>											
DP3500	500	720	560	N	£404.24	£451.29	£473.98	£509.81	£556.20	£575.67	£564.67
DP3600	600	720	560	N	£416.85	£466.18	£496.33	£532.29	£584.23	£603.70	£610.60
DP3800	800	720	560	N	£494.32	£548.38	£592.80	£628.55	£680.64	£719.74	£754.56
DP3900	900	720	560	N	£505.79	£562.20	£614.12	£649.38	£705.94	£763.62	£799.41
DP31000	1000	720	560	N	£496.64	£555.34	£614.56	£653.76	£717.64	£799.42	£823.62



175

175

355



CODE	W	H	D		1	2	3	4	5	6	7
<b>3 Drawer Pack</b>											
DP3500A	500	720	560	N	£392.06	£426.06	£459.76	£488.19	£534.58	£549.97	£551.82
DP3600A	600	720	560	N	£404.41	£445.56	£482.20	£510.49	£559.08	£581.11	£597.17

Please note that some door styles may not be available in certain price bands.  
Please use this book as a guide and check your pricing system for more detailed availability.  
• = not available at all.

Dimensions

Handed

↓ **PRICE BANDS** ↓ See page 31 for Layon Price Band breakdown

## BASE UNITS

### HOB BASE UNITS



355  
355



#### Hob 2 Drawer Pack

DP2600HOB	600	720	560	N	£338.96	£377.38	£412.90	£439.96	£467.62	£505.80	£535.08
DP2800HOB	800	720	560	N	£401.51	£443.57	£495.87	£530.97	£572.57	£624.03	£665.33
DP2900HOB	900	720	560	N	£411.33	£457.11	£515.93	£545.33	£594.05	£653.27	£708.93
DP21000HOB	1000	720	560	N	£396.74	£446.32	£511.62	£534.96	£590.96	£646.50	£728.20



139  
283  
283



CODE	W	H	D		1	2	3	4	5	6	7
<b>Hob 3 Drawer Pack</b>											
DP3600HOB	600	720	560	N	£416.85	£466.18	£496.33	£532.29	£584.23	£603.70	£610.60
DP3800HOB	800	720	560	N	£494.32	£548.38	£592.80	£628.55	£680.64	£719.74	£754.56
DP3900HOB	900	720	560	N	£505.79	£562.20	£614.12	£649.38	£705.94	£763.62	£799.41
DP31000HOB	1000	720	560	N	£496.64	£555.34	£614.56	£653.76	£717.64	£799.42	£823.62

### SINK BASE UNITS



715

CODE	W	H	D		1	2	3	4	5	6	7
<b>Single Highline Undermount Sink Base Unit</b>											
BHL60US	600	720	560	Y	£173.00	£201.70	£240.20	£254.97	£293.67	£309.52	£374.14



715

CODE	W	H	D		1	2	3	4	5	6	7
<b>Double Highline Undermount Sink Base Unit</b>											
BHL80US	800	720	560	N	£227.94	£266.18	£322.70	£337.54	£399.54	£438.30	£492.82
BHL90US	900	720	560	N	£234.48	£278.36	£339.76	£361.42	£417.94	£455.42	£533.76
BHL100US	1000	720	560	N	£241.02	£286.20	£354.62	£369.26	£434.26	£468.96	£574.56



139  
570

CODE	W	H	D		1	2	3	4	5	6	7
<b>Drawerline Undermount Sink Base Unit</b>											
BDL60US	600	720	560	Y	£179.98	£211.38	£253.65	£264.21	£313.38	£335.24	£376.66

Note: Dummy drawer

Please note that some door styles may not be available in certain price bands.  
 Please use this book as a guide and check your pricing system for more detailed availability.  
 ■ = not available at all.

Dimensions

Handed

↓ **PRICE BANDS** ↓ See page 31 for Layon Price Band breakdown

## BASE UNITS


 139  
 283  
 283


CODE	W	H	D		1	2	3	4	5	6	7
<b>Undermount Sink 3 Drawer Pack</b>											
DP3600US	600	720	560	N	£459.03	£508.36	£538.51	£574.47	£626.41	£645.88	£652.78
DP3800US	800	720	560	N	£493.62	£547.68	£592.10	£627.85	£679.94	£719.04	£753.86
DP3900US	900	720	560	N	£505.96	£562.37	£614.29	£649.55	£706.11	£763.79	£799.58
DP31000US	1000	720	560	N	£521.78	£580.48	£639.70	£678.90	£742.78	£824.56	£848.76

Note: Top Dummy drawer



490

CODE	W	H	D		1	2	3	4	5	6	7
<b>Farmhouse Sink Base</b>											
BFH600	600	495	560	Y	£125.06	£146.41	£173.91	£188.97	£212.41	£231.82	£261.85



450

CODE	W	H	D		1	2	3	4	5	6	7
<b>Belfast Sink Base</b>											
BBF600	600	455	560	Y	£165.35	£185.35	£210.70	£228.14	£248.67	£268.47	£290.64


 139  
 570

CODE	W	H	D		1	2	3	4	5	6	7
<b>Drawerline Double Full Height Undermount Sink Base Unit</b>											
BDL801DUS	800	720	560	N	£236.91	£290.49	£342.85	£373.11	£440.85	£479.91	£495.45
BDL901DUS	900	720	560	N	£243.75	£299.53	£360.11	£390.23	£455.77	£501.17	£535.99
BDL1001DUS	1000	720	560	N	£251.81	£308.25	£378.43	£410.89	£495.25	£538.55	£577.65

Note: Top Dummy drawer

## SHALLOW BASE UNITS



715

CODE	W	H	D		1	2	3	4	5	6	7
<b>Single Shallow Highline Base Unit</b>											
BSHL26	260	720	300	Y	£109.36	£125.03	£138.24	£160.92	£177.56	£188.83	£193.74
BSHL30	300	720	300	Y	£127.18	£145.03	£164.03	£179.53	£195.12	£214.00	£225.30
BSHL35	350	720	300	Y	£135.71	£154.71	£177.91	£189.29	£206.85	£230.85	£250.97
BSHL40	400	720	300	Y	£144.26	£163.38	£191.64	£199.06	£230.06	£249.44	£276.70
BSHL45	450	720	300	Y	£151.44	£173.38	£204.08	£214.91	£243.17	£261.91	£301.08
BSHL50	500	720	300	Y	£155.88	£178.47	£212.68	£220.00	£252.50	£269.85	£322.65
BSHL55	550	720	300	Y	£157.56	£184.06	£220.41	£221.29	£250.82	■	£342.41
BSHL60	600	720	300	Y	£173.00	£201.70	£240.20	£254.97	£293.67	£309.52	£374.14



715

<b>Double Shallow Highline Base Unit</b>											
BSHL70D	700	720	300	N	£229.24	£267.24	£313.64	£336.40	£371.52	£419.52	£459.76
BSHL80	800	720	300	N	£237.35	£275.59	£332.11	£346.95	£408.95	£447.71	£502.23
BSHL90	900	720	300	N	£245.51	£289.39	£350.79	£372.45	£428.97	£466.45	£544.79
BSHL100	1000	720	300	N	£252.05	£297.23	£365.65	£380.29	£445.29	£479.99	£585.59

Please note that some door styles may not be available in certain price bands.  
Please use this book as a guide and check your pricing system for more detailed availability.  
• not available at all.

Dimensions

Handed

↓ **PRICE BANDS** ↓ See page 31 for Layon Price Band breakdown

## BASE UNITS



CODE	W	H	D		1	2	3	4	5	6	7
<b>Single Shallow Highline Open Base Unit</b>											
BSHLO30	300	720	300	N	£112.74	£112.74	£112.74	£112.74	£112.74	£112.74	£112.74
BSHLO35	350	720	300	N	£73.85	£73.85	£73.85	£73.85	£73.85	£73.85	£73.85
BSHLO40	400	720	300	N	£80.47	£80.47	£80.47	£80.47	£80.47	£80.47	£80.47
BSHLO45	450	720	300	N	£79.56	£79.56	£79.56	£79.56	£79.56	£79.56	£79.56
BSHLO50	500	720	300	N	£82.32	£82.32	£82.32	£82.32	£82.32	£82.32	£82.32
BSHLO60	600	720	300	N	£85.47	£85.47	£85.47	£85.47	£85.47	£85.47	£85.47



CODE	W	H	D		1	2	3	4	5	6	7
<b>Double Shallow Highline Open Base Unit</b>											
BSHLO80	800	720	300	N	£104.76	£104.76	£104.76	£104.76	£104.76	£104.76	£104.76
BSHLO90	900	720	300	N	£108.00	£108.00	£108.00	£108.00	£108.00	£108.00	£108.00
BSHLO100	1000	720	300	N	£113.21	£113.21	£113.21	£113.21	£113.21	£113.21	£113.21

(RH) Shown



CODE	frontal size	W	H	D		1	2	3	4	5	6	7
<b>Shallow Highline Corner Base Unit</b>												
BSHLCR80L	300(w) frontal	800	720	300	LH	£157.59	£203.44	£252.53	£306.59	£320.35	£350.97	£459.64
BSHLCR80R		800	720	300	RH	£157.59	£203.44	£252.53	£306.59	£320.35	£350.97	£459.64
BSHLCR90L	400(w) frontal	900	720	300	LH	£166.29	£212.79	£260.82	£317.09	£331.67	£363.17	£485.47
BSHLCR90R		900	720	300	RH	£166.29	£212.79	£260.82	£317.09	£331.67	£363.17	£485.47
BSHLCR100L	500(w) frontal	1000	720	300	LH	£176.83	£229.44	£281.59	£336.91	£359.50	£396.26	£530.38
BSHLCR100R		1000	720	300	RH	£176.83	£229.44	£281.59	£336.91	£359.50	£396.26	£530.38



715

CODE	W	H	D		1	2	3	4	5	6	7
<b>Shallow Highline Glazed Base Unit</b>											
BSHLG40S	500	720	300	Y	■	£237.23	£269.97	£273.73	£325.94	£335.32	£0.00
BSHLG50S	500	720	300	Y	■	£317.79	£308.21	£301.62	£355.06	£356.21	£425.91
<b>Double Shallow Highline Glazed Base Unit</b>											
BSHLG80S	1000	720	300	N	■	£384.76	£450.24	£457.76	£562.18	£580.94	£0.00
BSHLG100S	1000	720	300	N	■	£538.14	£518.98	£505.80	£612.68	£614.98	£754.38



715

Glazed units include Hype  
Recessed/ Surface light and  
glass shelf



Please note that some door styles may not be available in certain price bands.  
 Please use this book as a guide and check your pricing system for more detailed availability.  
 • = not available at all.

Dimensions

Handed

 ↓ **PRICE BANDS** ↓ See page 31 for Layon Price Band breakdown

## BASE UNITS



355

355



### 2 Shallow Drawer Pack

SDP2500	500	720	300	N	£308.42	£344.94	£372.06	£397.90	£422.90	£452.84	£470.66
SDP2600	600	720	300	N	£329.61	£368.03	£403.55	£430.61	£458.27	£496.45	£525.73



139

283

283



### 3 Shallow Drawer Pack

CODE	W	H	D		1	2	3	4	5	6	7
SDP3500	500	720	300	N	£392.69	£439.74	£462.43	£498.26	£544.65	£564.12	£553.12
SDP3600	600	720	300	N	£416.14	£465.47	£495.62	£531.58	£583.52	£602.99	£609.89

## NARROW BASE UNITS



715

CODE	W	H	D		1	2	3	4	5	6	7
<b>Narrow Highline Base Unit</b>											
NBHL30	300	720	150	Y	£80.03	£97.88	£116.88	£132.38	£147.97	£166.85	£178.15
NBHL35	350	720	150	Y	£83.45	£102.45	£125.65	£137.03	£154.59	£178.59	£198.71
NBHL40	400	720	150	Y	£87.65	£106.77	£135.03	£142.45	£173.45	£192.83	£220.09
NBHL45	450	720	150	Y	£91.09	£113.03	£143.73	£154.56	£182.82	£201.56	£240.73
NBHL50	500	720	150	Y	£94.85	£117.44	£151.65	£158.97	£191.47	£208.82	£261.62
NBHL60	600	720	150	Y	£104.42	£133.12	£171.62	£186.39	£225.09	£240.94	£305.56



715

CODE	W	H	D		1	2	3	4	5	6	7
<b>Narrow Highline Base Unit</b>											
NBHL80	800	720	150	N	£130.70	£168.94	£225.46	£240.30	£302.30	£341.06	£395.58
NBHL90	900	720	150	N	£137.71	£181.59	£242.99	£264.65	£321.17	£358.65	£436.99
NBHL100	1000	720	150	N	£144.91	£190.09	£258.51	£273.15	£338.15	£372.85	£478.45

Please note that some door styles may not be available in certain price bands.  
Please use this book as a guide and check your pricing system for more detailed availability.  
• not available at all.

Dimensions	Handed	↓ PRICE BANDS ↓	See page 31 for Layon Price Band breakdown
------------	--------	-----------------	--

## BASE UNITS

### APPLIANCE BASE UNITS



CODE	W	H	D		1	2	3	4	5	6	7
<b>Integrated Slimline Dishwasher Base Frontal</b>											
IADW45	447	715	20	N	£19.15	£41.09	£71.79	£82.62	£110.88	£129.62	£168.79
<b>Integrated Standard Dishwasher Base Frontal</b>											
IADW60	597	715	20	N	£24.24	£52.94	£91.44	£106.21	£144.91	£160.76	£225.38



(RH) Shown

CODE	W	H	D		1	2	3	4	5	6	7
<b>Integrated Fridge/Freezer Base Frontal</b>											
IAFF60	597	715	20	N	£24.24	£52.94	£91.44	£106.21	£144.91	£160.76	£225.38



(RH) Shown

CODE	W	H	D		1	2	3	4	5	6	7
<b>Integrated Washer/Dryer Base Frontal</b>											
IAWD60	597	715	20	N	£24.24	£52.94	£91.44	£106.21	£144.91	£160.76	£225.38



<b>Built Under Single Oven Housing - With Oven Trimmer</b>											
BUSOH	600	720	560	N	£136.88	£147.09	£152.47	£168.85	£176.29	£175.56	£166.09
<b>Built Under Single Oven Housing - With Drawer</b>											
BUSOHD	600	720	560	N	£209.54	£219.75	£225.13	£241.51	£248.95	£248.22	£238.75



CODE	W	H	D		1	2	3	4	5	6	7
<b>Built Under Mirco/Combi Oven Housings, 1 Drawer</b>											
BUCMOHD	600	720	560	N	£197.66	£227.61	£244.05	£279.01	£300.04	£308.81	£298.78

Please note that some door styles may not be available in certain price bands.  
Please use this book as a guide and check your pricing system for more detailed availability.  
■ = not available at all.

Dimensions

Handed

↓ PRICE BANDS ↓ See page 31 for Layon Price Band breakdown

## WALL UNITS

## STANDARD HEIGHT WALL UNITS



715

CODE	W	H	D		1	2	3	4	5	6	7
<b>Wall Unit</b>											
WU26	260	720	300	Y	£105.03	£120.70	£133.91	£156.59	£173.23	£184.50	£189.41
WU30	300	720	300	Y	£120.71	£138.56	£157.56	£173.06	£188.65	£207.53	£218.83
WU35	350	720	300	Y	£128.42	£147.42	£170.62	£182.00	£199.56	£223.56	£243.68
WU40	400	720	300	Y	£136.09	£155.21	£183.47	£190.89	£221.89	£241.27	£268.53
WU45	450	720	300	Y	£142.53	£164.47	£195.17	£206.00	£234.26	£253.00	£292.17
WU50	500	720	300	Y	£146.64	£169.23	£203.44	£210.76	£243.26	£260.61	£313.41
WU60	600	720	300	Y	£161.95	£190.65	£229.15	£243.92	£282.62	£298.47	£363.09



715

CODE	W	H	D		1	2	3	4	5	6	7
<b>Wall Unit Double Frontal</b>											
WU70	700	720	300	N	£215.63	£253.63	£300.03	£322.79	£357.91	£405.91	£446.15
WU80	800	720	300	N	£223.17	£261.41	£317.93	£332.77	£394.77	£433.53	£488.05
WU90	900	720	300	N	£230.74	£274.62	£336.02	£357.68	£414.20	£451.68	£530.02
WU100	1000	720	300	N	£236.91	£282.09	£350.51	£365.15	£430.15	£464.85	£570.45

(RH) Shown



715

CODE	frontal size	W	H	D		1	2	3	4	5	6	7
<b>Corner Wall Unit</b>												
WUC6oL	300(w) frontal	600	720	300	LH	£195.68	£236.62	£282.33	£340.59	£346.53	£365.41	£446.21
WUC6oR		600	720	300	RH	£195.68	£236.62	£282.33	£340.59	£346.53	£365.41	£446.21
WUC7oL	400(w) frontal	700	720	300	LH	£227.09	£270.12	£317.21	£374.45	£388.82	£415.18	£511.94
WUC7oR		700	720	300	RH	£227.09	£270.12	£317.21	£374.45	£388.82	£415.18	£511.94
WUC8oL	500(w) frontal	800	720	300	LH	£236.06	£282.56	£330.59	£386.86	£401.44	£432.94	£555.24
WUC8oR		800	720	300	RH	£236.06	£282.56	£330.59	£386.86	£401.44	£432.94	£555.24
WUC9oL	600(w) frontal	900	720	300	LH	£242.24	£294.85	£347.00	£402.32	£424.91	£461.67	£595.79
WUC9oR		900	720	300	RH	£242.24	£294.85	£347.00	£402.32	£424.91	£461.67	£595.79
WUC10oL	500(w) frontal	1000	720	300	LH	£243.09	£289.59	£337.62	£393.89	£408.47	£439.97	£562.27
WUC10oR		1000	720	300	RH	£243.09	£289.59	£337.62	£393.89	£408.47	£439.97	£562.27



715

CODE	W	H	D		1	2	3	4	5	6	7
<b>Medium L Corner Wall Unit</b>											
WMLC6o	600	720	300	Y	£220.18	£260.12	£313.38	£321.88	£354.23	■	£398.09

Please note that some door styles may not be available in certain price bands.  
Please use this book as a guide and check your pricing system for more detailed availability.  
• not available at all.

Dimensions

Handed

↓ PRICE BANDS ↓ See page 31 for Layon Price Band breakdown

## WALL UNITS



715

CODE	W	H	D		1	2	3	4	5	6	7
<b>Single Curved Wall Unit</b>											
WMU300X300	300	720	300	Y	•	£442.74	£516.68	£498.09	£614.01	£500.42	£631.92



715

<b>Wall Unit with single shelf iMove - Anthracite</b>											
WU501MA	500	720	300	Y	£415.52	£438.11	£472.32	£479.64	£512.14	£529.49	£582.29
WU601MA	600	720	300	Y	£428.86	£457.56	£496.06	£510.83	£549.53	£565.38	£630.00
<b>Wall Unit with single shelf iMove - Grey</b>											
WU501MB	500	720	300	Y	£409.38	£431.97	£466.18	£473.50	£506.00	£523.35	£576.15
WU601MB	600	720	300	Y	£428.86	£457.56	£496.06	£510.83	£549.53	£565.38	£630.00



715

<b>Double Wall Unit with single shelf iMove - Anthracite</b>											
WU901MA	900	720	300	N	£505.92	£549.80	£611.20	£632.86	£689.38	£726.86	£805.20
<b>Double Wall Unit with single shelf iMove - Grey</b>											
WU901MB	900	720	300	N	£514.48	£558.36	£619.76	£641.42	£697.94	£735.42	£813.76



715

CODE	W	H	D		1	2	3	4	5	6	7
<b>Wall Unit with Double shelf iMove - Anthracite</b>											
WU501MC	500	720	310	Y	£472.85	£495.44	£529.65	£536.97	£569.47	£586.82	£639.62
WU601MC	600	720	310	Y	£500.42	£529.12	£567.62	£582.39	£621.09	£636.94	£701.56
<b>Wall Unit with Double shelf iMove - Grey</b>											
WU501MD	500	720	310	Y	£469.20	£491.79	£526.00	£533.32	£565.82	£583.17	£635.97
WU601MD	600	720	310	Y	£493.57	£522.27	£560.77	£575.54	£614.24	£630.09	£694.71
<b>Wall Unit with Double shelf iMove - Anthracite and Oak</b>											
WU501ME	500	720	310	Y	£472.85	£495.44	£529.65	£536.97	£569.47	£586.82	£639.62
WU601ME	600	720	310	Y	£500.42	£529.12	£567.62	£582.39	£621.09	£636.94	£701.56



Please note that some door styles may not be available in certain price bands.  
Please use this book as a guide and check your pricing system for more detailed availability.  
■ = not available at all.

Dimensions

Handed

↓ PRICE BANDS ↓ See page 31 for Layon Price Band breakdown

## WALL UNITS



## Open Wall Unit

WUO30	300	720	300	N	£89.06	£89.06	£89.06	£89.06	£89.06	£89.06	£89.06
WUO35	350	720	300	N	£95.00	£95.00	£95.00	£95.00	£95.00	£95.00	£95.00
WUO40	400	720	300	N	£101.00	£101.00	£101.00	£101.00	£101.00	£101.00	£101.00
WUO45	450	720	300	N	£105.76	£105.76	£105.76	£105.76	£105.76	£105.76	£105.76
WUO50	500	720	300	N	£108.18	£108.18	£108.18	£108.18	£108.18	£108.18	£108.18
WUO60	600	720	300	N	£120.09	£120.09	£120.09	£120.09	£120.09	£120.09	£120.09
WUO70	700	720	300	N	£147.59	£147.59	£147.59	£147.59	£147.59	£147.59	£147.59
WUO80	800	720	300	N	£151.76	£151.76	£151.76	£151.76	£151.76	£151.76	£151.76
WUO90	900	720	300	N	£155.91	£155.91	£155.91	£155.91	£155.91	£155.91	£155.91
WUO100	1000	720	300	N	£158.68	£158.68	£158.68	£158.68	£158.68	£158.68	£158.68

CODE

W

H

D

1

2

3

4

5

6

7

## Glazed Wall Unit With Glass Shelves

WUG40S	400	720	300	Y	■	£229.06	£261.80	£265.56	£317.77	£327.15	£0.00
WUG50S	500	720	300	Y	■	£306.14	£296.56	£289.97	£343.41	£344.56	£414.26

## Glazed Double Wall Unit With Glass Shelves

WUG80S	800	720	300	N	■	£370.58	£436.06	£443.58	£548.00	£566.76	■
WUG100S	1000	720	300	N	■	£523.00	£503.84	£490.66	£597.54	£599.84	£739.24



715



715

Glazed units include Hype  
Recessed/ Surface light.

CODE

W

H

D

1

2

3

4

5

6

7

## Boiler Housing

WUBH60	600	720	300	Y	£146.45	£175.15	£213.65	£228.42	£267.12	£282.97	£347.59
--------	-----	-----	-----	---	---------	---------	---------	---------	---------	---------	---------



715

CODE

W

H

D

1

2

3

4

5

6

7

## Bi-Folding Door Wall Unit

BIFW60	600	720	300	N	£272.02	£310.44	£345.96	£373.02	£400.68	£438.86	£468.14
BIFW80	800	720	300	N	£1,002.58	£1,044.64	£1,096.94	£1,132.04	£1,173.64	£1,225.10	£1,266.40
BIFW90	900	720	300	N	£1,010.37	£1,056.15	£1,114.97	£1,144.37	£1,193.09	£1,252.31	£1,307.97
BIFW100	1000	720	300	N	£1,016.86	£1,066.44	£1,131.74	£1,155.08	£1,211.08	£1,266.62	£1,348.32



355

355

Please note that some door styles may not be available in certain price bands.  
Please use this book as a guide and check your pricing system for more detailed availability.  
• not available at all.

Dimensions

Handed

↓ PRICE BANDS ↓ See page 31 for Layon Price Band breakdown

## WALL UNITS

## LOW WALL UNITS



570



570



175

115

CODE	W	H	D		1	2	3	4	5	6	7
<b>Low Wall Unit</b>											
LWU30	300	575	300	Y	£133.71	£150.91	£164.41	£276.24	£294.09	£305.30	£300.33
LWU40	400	575	300	Y	£142.21	£160.09	£181.24	£287.69	£305.80	£325.33	£342.45
LWU45	450	575	300	Y	£145.03	£164.27	£188.27	£293.54	£313.24	£332.83	£348.39
LWU50	500	575	300	Y	£147.82	£166.82	£195.27	£298.51	£330.92	£349.54	£363.39
LWU60	600	575	300	Y	£152.09	£173.82	£207.88	£308.77	£344.65	£362.68	£392.18
<b>Double Low Wall Unit</b>											
LWU80	800	575	300	N	£209.29	£245.05	£287.35	£403.01	£439.23	£478.29	£512.53
LWU90	900	575	300	N	£218.58	£257.06	£305.06	£418.36	£457.76	£496.94	£528.06
LWU100	1000	575	300	N	£226.20	£264.20	£321.10	£430.34	£495.16	£532.40	£560.10
CODE	W	H	D		1	2	3	4	5	6	7
<b>Low Open Wall Unit</b>											
LWUO30	300	575	300	N	£99.94	£99.94	£99.94	£197.18	£197.18	£197.18	£197.18
LWUO35	350	575	300	N	£107.12	£107.12	£107.12	£204.36	£204.36	£204.36	£204.36
LWUO40	400	575	300	N	£114.29	£114.29	£114.29	£211.53	£211.53	£211.53	£211.53
LWUO45	450	575	300	N	£120.06	£120.06	£120.06	£217.30	£217.30	£217.30	£217.30
LWUO50	500	575	300	N	£122.91	£122.91	£122.91	£220.15	£220.15	£220.15	£220.15
LWUO60	600	575	300	N	£137.26	£137.26	£137.26	£234.50	£234.50	£234.50	£234.50
<b>Double Low Open Wall Unit</b>											
LWUO70	700	575	300	N	£147.35	£147.35	£147.35	£244.59	£244.59	£244.59	£244.59
LWUO80	800	575	300	N	£151.65	£151.65	£151.65	£248.89	£248.89	£248.89	£248.89
LWUO90	900	575	300	N	£155.94	£155.94	£155.94	£253.18	£253.18	£253.18	£253.18
LWUO100	1000	575	300	N	£158.82	£158.82	£158.82	£256.06	£256.06	£256.06	£256.06
CODE	W	H	D		1	2	3	4	5	6	7
<b>Low Microwave Wall Unit</b>											
LWMU60	600	575	300	N	£256.27	£277.45	£292.27	£307.64	£340.85	£341.59	£329.03

Please note that some door styles may not be available in certain price bands.  
Please use this book as a guide and check your pricing system for more detailed availability.  
■ = not available at all.

Dimensions

Handed

↓ PRICE BANDS ↓ See page 31 for Layon Price Band breakdown

## WALL UNITS

## TALL WALL UNITS



895



Hartland

Tall wall units are a 2  
panel frontal

CODE	W	H	D		1	2	3	4	5	6	7
<b>Tall Wall Units</b>											
TWU30	300	900	300	Y	£142.09	£166.12	£200.15	£204.62	£237.00	£251.03	£265.26
TWU40	400	900	300	Y	£151.03	£175.56	£224.42	£217.00	£262.83	£270.09	£317.30
TWU45	450	900	300	Y	£156.68	£183.80	£237.77	£224.45	£277.03	£279.45	£344.50
TWU50	500	900	300	Y	£162.29	£191.76	£263.70	£244.00	£303.35	£303.64	£511.96
TWU60	600	900	300	Y	£178.33	£209.38	£282.56	£268.21	£341.18	£336.56	£430.77



895



Hartland

Tall wall units are a 2  
panel frontal

CODE	W	H	D		1	2	3	4	5	6	7
<b>Double Tall Wall Units</b>											
TWU80	800	900	300	N	£236.82	£285.88	£383.60	£368.76	£460.42	£474.94	£569.36
TWU90	900	900	300	N	£243.73	£297.97	£405.91	£379.27	£484.43	£489.27	£619.37
TWU100	1000	900	300	N	£250.68	£309.62	£428.44	£414.10	£532.80	£533.38	£669.38

(RH) Shown



895



Hartland

Tall wall units are a 2  
panel frontal

CODE	frontal size	W	H	D		1	2	3	4	5	6	7
<b>Corner Tall Wall Unit</b>												
TWUC6oL	300(w) frontal	600	900	300	LH	£242.59	£390.26	£399.27	£390.35	£470.65	£351.53	£628.32
TWUC6oR		600	900	300	RH	£242.59	£390.26	£399.27	£390.35	£470.65	£351.53	£628.32
TWUC7oL	400(w) frontal	700	900	300	LH	£268.12	£403.47	£422.98	£404.27	£495.92	£370.03	£676.80
TWUC7oR		700	900	300	RH	£268.12	£403.47	£422.98	£404.27	£495.92	£370.03	£676.80
TWUC8oL	500(w) frontal	800	900	300	LH	£277.80	£418.09	£448.15	£420.83	£534.86	£402.00	£726.44
TWUC8oR		800	900	300	RH	£277.80	£418.09	£448.15	£420.83	£534.86	£402.00	£726.44
TWUC9oL	600(w) frontal	900	900	300	LH	£284.71	£426.58	£470.41	£436.62	£563.56	£425.79	£773.47
TWUC9oR		900	900	300	RH	£284.71	£426.58	£470.41	£436.62	£563.56	£425.79	£773.47
TWUC10oL	500(w) frontal	1000	900	300	LH	£284.50	£424.79	£454.85	£427.53	£541.56	£408.70	£733.14
TWUC10oR		1000	900	300	RH	£284.50	£424.79	£454.85	£427.53	£541.56	£408.70	£733.14



895

CODE	W	H	D		1	2	3	4	5	6	7
<b>Tall L Corner Wall Unit</b>											
WTL60	600	900	300	N	■	■	£357.53	■	■	■	£465.83

Please note that some door styles may not be available in certain price bands.  
Please use this book as a guide and check your pricing system for more detailed availability.  
• not available at all.

Dimensions	Handed	↓ PRICE BANDS ↓	See page 31 for Layon Price Band breakdown							
------------	--------	-----------------	--	--	--	--	--	--	--	--

## WALL UNITS



895



Hartland  
Tall wall units are a 2  
panel frontal

## Tall Wall Unit with single shelf iMove - Anthracite

TWU50lMA	500	900	310	Y	£431.17	£460.64	£520.05	£512.88	£572.23	£572.52	£640.52
TWU60lMA	600	900	310	Y	£445.24	£476.29	£549.47	£535.12	£608.09	£603.47	£697.68

## Tall Wall Unit with single shelf iMove - Grey

TWU50lMB	500	900	310	Y	£425.03	£454.50	£513.91	£506.74	£566.09	£566.38	£634.38
TWU60lMB	600	900	310	Y	£445.24	£476.29	£549.47	£535.12	£608.09	£603.47	£697.68



895

## Double Tall Wall Unit with single shelf iMove - Anthracite

TWU90lMA	900	900	310	N	£518.91	£573.15	£681.09	£654.45	£759.61	£764.45	£894.55
----------	-----	-----	-----	---	---------	---------	---------	---------	---------	---------	---------

## Double Tall Wall Unit with single shelf iMove - Grey

TWU90lMB	900	900	310	N	£527.47	£581.71	£689.65	£663.01	£768.17	£773.01	£903.11
----------	-----	-----	-----	---	---------	---------	---------	---------	---------	---------	---------



895

## Tall Wall Unit with Double shelf iMove - Anthracite

TWU50lMC	500	900	310	Y	£488.50	£517.97	£577.38	£570.21	£629.56	£629.85	£697.85
TWU60lMC	600	900	310	Y	£516.80	£547.85	£621.03	£606.68	£679.65	£675.03	£769.24

## Tall Wall Unit with Double shelf iMove - Grey

TWU50lMD	500	900	310	Y	£484.85	£514.32	£573.73	£566.56	£625.91	£626.20	£694.20
TWU60lMD	600	900	310	Y	£509.95	£541.00	£614.18	£599.83	£672.80	£668.18	£762.39

## Tall Wall Unit with Double shelf iMove - Anthracite and Oak

TWU50lME	500	900	310	Y	£488.50	£517.97	£577.38	£570.21	£629.56	£629.85	£697.85
TWU60lME	600	900	310	Y	£516.80	£547.85	£621.03	£606.68	£679.65	£675.03	£769.24



Hartland  
Tall wall units are a 2  
panel frontal



CODE

W H D

1

2

3

4

5

6

7

## Open Tall Wall Units

TWUO30	300	900	300	N	£107.35	£107.35	£107.35	£107.35	£107.35	£107.35	£107.35
TWUO35	350	900	300	N	£109.71	£109.71	£109.71	£109.71	£109.71	£109.71	£109.71
TWUO40	400	900	300	N	£112.06	£112.06	£112.06	£112.06	£112.06	£112.06	£112.06
TWUO45	450	900	300	N	£115.62	£115.62	£115.62	£115.62	£115.62	£115.62	£115.62
TWUO50	500	900	300	N	£119.18	£119.18	£119.18	£119.18	£119.18	£119.18	£119.18
TWUO60	600	900	300	N	£131.00	£131.00	£131.00	£131.00	£131.00	£131.00	£131.00
TWUO70	700	900	300	N	£154.24	£154.24	£154.24	£154.24	£154.24	£154.24	£154.24
TWUO80	800	900	300	N	£157.65	£157.65	£157.65	£157.65	£157.65	£157.65	£157.65
TWUO90	900	900	300	N	£160.38	£160.38	£160.38	£160.38	£160.38	£160.38	£160.38
TWUO100	1000	900	300	N	£163.15	£163.15	£163.15	£163.15	£163.15	£163.15	£163.15



Please note that some door styles may not be available in certain price bands.  
Please use this book as a guide and check your pricing system for more detailed availability.  
■ = not available at all.

Dimensions

Handed

↓ PRICE BANDS ↓ See page 31 for Layon Price Band breakdown

## WALL UNITS



895



895

Includes Hype Recessed/ Surface  
light.



895



Hartland

Tall wall units are a 2  
panel frontal

## Glazed Wall Unit With Glass Shelves - single

TWUG50S	500	900	300	Y	■	£430.16	£497.90	£453.99	£553.37	£520.81	■
---------	-----	-----	-----	---	---	---------	---------	---------	---------	---------	---

## Glazed Wall Unit With Glass Shelves - double

TWUG1000S	1000	900	300	N	■	£338.31	£473.79	£385.97	£584.73	£519.61	■
-----------	------	-----	-----	---	---	---------	---------	---------	---------	---------	---

## Boiler Housing

TWUBH60	600	900	300	Y	£178.33	£209.38	£282.56	£268.21	£341.18	£336.56	£430.77
---------	-----	-----	-----	---	---------	---------	---------	---------	---------	---------	---------

## ADDITIONAL WALL UNITS



CODE	W	H	D		1	2	3	4	5	6	7
<b>Open Short Wall Unit</b>											
SWUO30	300	360	300	N	£110.76	£110.76	£110.76	£110.76	£110.76	£110.76	£110.76
SWUO50	500	360	300	N	£113.29	£113.29	£113.29	£113.29	£113.29	£113.29	£113.29
SWUO60	600	360	300	N	£116.88	£116.88	£116.88	£116.88	£116.88	£116.88	£116.88
SWUO80	800	360	300	N	£118.09	£118.09	£118.09	£118.09	£118.09	£118.09	£118.09
SWUO90	900	360	300	N	£120.50	£120.50	£120.50	£120.50	£120.50	£120.50	£120.50
SWUO100	1000	360	300	N	£124.09	£124.09	£124.09	£124.09	£124.09	£124.09	£124.09



283

CODE	W	H	D		1	2	3	4	5	6	7
<b>Top Box Unit</b>											
TB50	500	290	300	N	£212.38	£231.91	£239.32	£256.82	£268.65	£278.65	£277.27
TB60	600	290	300	N	£215.12	£235.24	£245.92	£264.50	£278.09	£287.59	£293.48
TB100	1000	290	300	N	£249.71	£273.09	£296.33	£316.80	£335.86	£370.95	£381.74



355

<b>Tall Top Box Unit</b>											
TTB50	500	360	300	N	£219.85	£239.50	£251.67	£264.59	£277.09	£292.06	£300.97
TTB60	600	360	300	N	£298.76	£319.32	£335.73	£349.26	£363.09	£382.18	£396.82
TTB100	1000	360	300	N	£257.91	£282.70	£315.35	£327.02	£355.02	£382.79	£423.64

Please note that some door styles may not be available in certain price bands.  
Please use this book as a guide and check your pricing system for more detailed availability.  
• not available at all.

Dimensions	Handed	↓ PRICE BANDS ↓ See page 31 for Layon Price Band breakdown
------------	--------	--

## WALL UNITS



283

115

CODE	W	H	D		1	2	3	4	5	6	7
<b>Microwave Wall Unit</b>											
WMU60	600	720	300	N	£249.15	£279.10	£295.54	£330.50	£351.53	£360.30	£350.27



490

115

CODE	W	H	D		1	2	3	4	5	6	7
<b>Tall Microwave Wall Unit</b>											
TWMU60	600	900	300	Y	£266.92	£297.15	£331.36	£362.80	£389.86	£412.36	£426.15



320

Includes Hype Recessed/ Surface light.

CODE	W	H	D		1	2	3	4	5	6	7
<b>Glazed Top Box</b>											
GTB40	400	325	300	N	■	■	£294.97	■	£333.06	■	■
GTB50	500	325	300	N	■	■	£308.32	■	£346.00	■	■



895

Hartland TWG50  
**Glazed  
Tall wall units**  
are a 2 panel frontal

Includes Hype Recessed/ Surface light.

CODE	W	H	D		1	2	3	4	5	6	7
<b>Glazed Tall Wall Unit</b>											
TWG40	400	900	300	Y	■	■	£972.00	■	£1,138.97	■	■
TWG50	500	900	300	Y	■	■	£998.66	■	£1,177.32	■	■



335

CODE	W	H	D		1	2	3	4	5	6	7
<b>American FF Bridging Unit</b>											
AFFBU	920	340	300	N	■	■	£229.33	■	£261.73	■	■



1215

Includes Hype Recessed/ Surface light.

CODE	W	H	D		1	2	3	4	5	6	7
<b>Glazed Dresser</b>											
GDU	500	1220	300	Y	■	■	£489.35	■	£541.59	■	■

Please note that some door styles may not be available in certain price bands.  
 Please use this book as a guide and check your pricing system for more detailed availability.  
 ■ = not available at all.

Dimensions

Handed

↓ **PRICE BANDS** ↓ See page 31 for Layon Price Band breakdown

## LARDER UNITS

## STANDARD HEIGHT LARDER UNITS



Hartland LU30  
and LU60, is a 3  
panel door

**Larder Unit, Shelved, 1x Door - 1970mm(h)**

LU30	300	1970	560	Y	£275.29	£325.00	£401.44	£415.26	£531.21	£539.64	£529.35
LU50	500	1970	560	Y	£326.35	£396.88	■	■	£97.24	■	£756.71
LU60	600	1970	560	Y	£339.18	£422.82	£568.38	£633.59	£718.24	£774.38	£860.44



CODE	W	H	D		1	2	3	4	5	6	7
<b>Larder Unit, Shelved, 2x Door, Hi-line</b>											
LUD30HL	300	1970	560	Y	£277.62	£328.03	£373.58	£397.11	£537.67	£495.91	£548.29
LUD40HL	400	1970	560	Y	£315.94	£367.38	£440.94	£451.06	£631.30	£581.50	£680.91
LUD50HL	500	1970	560	Y	£328.94	£387.00	£482.09	£489.88	£678.86	£619.08	£788.27
LUD60HL	600	1970	560	Y	£344.62	£419.09	£526.71	£530.12	£739.50	£671.79	£898.41



CODE	W	H	D		1	2	3	4	5	6	7
<b>Larder Unit, Shelved, 2x Door, Studio</b>											
LUD30S	300	1970	560	Y	£277.62	£328.03	£373.58	£397.11	£537.67	£495.91	£548.29
LUD40S	400	1970	560	Y	£315.94	£367.38	£440.94	£451.06	£631.30	£581.50	£680.91
LUD50S	500	1970	560	Y	£328.94	£387.00	£482.09	£489.88	£678.86	£619.08	£788.27
LUD60S	600	1970	560	Y	£344.62	£419.09	£526.71	£530.12	£739.50	£671.79	£898.41



CODE	W	H	D		1	2	3	4	5	6	7
<b>Larder Unit, Shelved, 2x Drawer Pack</b>											
LUDR50	500	1970	560	Y	£498.11	£566.39	£658.10	£684.26	£756.69	£818.70	£952.91
LUDR60	600	1970	560	Y	£518.13	£597.78	£706.96	£722.32	£820.40	£875.62	£1,066.90



Hartland LUST30  
and LUST60, is a  
3 panel door

CODE	W	H	D		1	2	3	4	5	6	7
<b>Larder Unit, Shelved, 1x Door, Space Tower</b>											
LUST30	300	1970	560	Y	£865.00	£914.71	£991.15	£987.50	£1,077.41	£1,129.35	£1,119.06
LUST50	500	1970	560	Y	£931.78	£1,002.31	■	■	£97.24	■	£1,362.14
LUST60	600	1970	560	Y	£879.81	£963.45	£1,109.01	£1,028.13	£1,176.16	£1,315.01	£1,401.07

Please note that some door styles may not be available in certain price bands.  
Please use this book as a guide and check your pricing system for more detailed availability.  
■ = not available at all.

Dimensions	Handed	↓ PRICE BANDS ↓	See page 31 for Layon Price Band breakdown						
------------	--------	-----------------	--	--	--	--	--	--	--

# LARDER UNITS



CODE	W	H	D		1	2	3	4	5	6	7
<b>Larder Unit, Shelved, 2Dr, Space Tower - Anthracite</b>											
LUST50A	500	1970	560	Y	£934.37	£992.43	£1,087.52	£1,095.31	£1,187.05	£1,224.51	£1,393.70



Only available in some slab ranges.

CODE	W	H	D		1	2	3	4	5	6	7
<b>Larder Unit, Shelved, 1x Door, Utility (Slab)</b>											
LUU50	500	1970	560	Y	£326.35	£396.88	■	■	£97.24	■	£756.71



Hartland LUU60, is a 3 panel door

CODE	W	H	D		1	2	3	4	5	6	7
<b>Larder Unit, Shelved, 1x Door, Utility</b>											
LUU60	600	1970	560	Y	£339.18	£422.82	£568.38	£633.59	£718.24	£774.38	£860.44



CODE	W	H	D		1	2	3	4	5	6	7
<b>Larder Unit, Shelved, 2x Door, Utility</b>											
LUU50A	500	1970	560	Y	£328.94	£387.00	£482.09	£489.88	£678.86	£619.08	£788.27



Only available in some slab ranges.

CODE	W	H	D		1	2	3	4	5	6	7
<b>Larder Unit, Shelved, 1x Door, Laundry (Slab)</b>											
LUL50	500	1970	560	Y	£326.35	£396.88	■	■	£97.24	■	£756.71



Hartland LUL60 is a 3 panel door

CODE	W	H	D		1	2	3	4	5	6	7
<b>Larder Unit, Shelved, 1x Door, Laundry</b>											
LUL60	600	1970	560	Y	£339.18	£422.82	£568.38	£633.59	£718.24	£774.38	£860.44

Please note that some door styles may not be available in certain price bands.  
Please use this book as a guide and check your pricing system for more detailed availability.  
■ = not available at all.

Dimensions

Handed

↓ **PRICE BANDS** ↓ See page 31 for Layon Price Band breakdown

## LARDER UNITS

**Larder Unit, Shelved, 2x Door, Laundry**

LUL50A	500	1970	560	Y	£328.94	£387.00	£482.09	£489.88	£678.86	£619.08	£788.27
--------	-----	------	-----	---	---------	---------	---------	---------	---------	---------	---------



Hartland  
LUT60C and  
LUT60A, is a  
3 panel door

CODE	W	H	D		1	2	3	4	5	6	7
<b>Larder Unit, 1x Door, Utility, Tandem - Chrome</b>											
LUT50C	500	1970	560	Y	£1,268.32	£1,338.85	■	■	£97.24	■	£1,698.68
LUT60C	600	1970	560	Y	£1,355.03	£1,438.67	£1,584.23	£1,649.44	£1,734.09	£1,790.23	£1,876.29

**Larder Unit, 1x Door, Utility, Tandem - Anthracite**

LUT50A	500	1970	560	Y	£1,247.97	£1,318.50	■	■	£97.24	■	£1,678.33
LUT60A	600	1970	560	Y	£1,304.50	£1,388.14	£1,533.70	£1,598.91	£1,683.56	£1,739.70	£1,825.76



CODE	W	H	D		1	2	3	4	5	6	7
<b>Larder Unit, 2x Door, Tandem - Chrome</b>											
LUT50CA	500	1970	560	Y	£1,270.91	£1,328.97	£1,424.06	£1,431.85	£1,620.83	£1,561.05	£1,730.24
<b>Larder Unit, 2x Door, Tandem - Anthracite</b>											
LUT50AA	500	1970	560	Y	£1,250.56	£1,308.62	£1,403.71	£1,411.50	£1,600.48	£1,540.70	£1,709.89



Hartland LUC60L  
and LUC60R is a  
3 panel door

CODE	W	H	D		1	2	3	4	5	6	7
<b>Larder Unit, 1x Door, Convoy</b>											
LUC60L	600	1970	560	Y	£1,713.09	£1,796.73	£1,942.29	£2,007.50	£2,092.15	£2,148.29	£2,234.35
LUC60R	600	1970	560	Y	£1,713.09	£1,796.73	£1,942.29	£2,007.50	£2,092.15	£2,148.29	£2,234.35



Hartland LUC30  
is a  
3 panel door

CODE	W	H	D		1	2	3	4	5	6	7
<b>Larder Unit, 1x Door, Convoy Pull Out</b>											
LUC30	300	1970	560	N	£1,299.03	£1,348.74	£1,425.18	£1,439.00	£1,554.95	£1,563.38	£1,553.09



Please note that some door styles may not be available in certain price bands.  
Please use this book as a guide and check your pricing system for more detailed availability.  
■ = not available at all.

Dimensions

Handed

↓ PRICE BANDS ↓ See page 31 for Layon Price Band breakdown

## LARDER UNITS



1965



Hartland  
LUPO30C and  
LUPO30A is a  
3 panel door

CODE	W	H	D		1	2	3	4	5	6	7
<b>Larder Unit, 1x Door, Pull Out - Chrome</b>											
LUPO30C	300	1970	560	N	£912.38	£962.09	£1,038.53	£1,052.35	£1,168.30	£1,176.73	£1,166.44
LUPO50C	500	1970	560	N	£1,023.59	£1,094.12	■	£0.00	£97.24	■	£1,453.95

<b>Larder Unit, 1x Door, Pull Out - Anthracite</b>											
LUPO30A	300	1970	560	N	£897.44	£947.15	£1,023.59	£1,037.41	£1,153.36	£1,161.79	£1,151.50
LUPO50A	500	1970	560	N	£1,027.59	£1,098.12	■	■	£97.24	■	£1,457.95



1245

715

Chamfered handle

CODE	W	H	D		1	2	3	4	5	6	7
<b>Larder Unit, 2x Door, Pull Out - Chrome</b>											
LUPO30CA	300	1970	560	N	£914.71	£965.12	£1,010.67	£1,034.20	£1,174.76	£1,133.00	£1,185.38
<b>Larder Unit, 2x Door, Pull Out - Anthracite</b>											
LUPO30AA	300	1970	560	N	£899.77	£950.18	£995.73	£1,019.26	£1,159.82	£1,118.06	£1,170.44



1245

715

Chamfered handle

CODE	W	H	D		1	2	3	4	5	6	7
<b>Larder Unit, 2x Door, Pull Out - Chrome</b>											
LUPO50CA	500	1970	560	N	£1,026.18	£1,084.24	£1,179.33	£1,187.12	£1,376.10	£1,316.32	£1,485.51
<b>Larder Unit, 2x Door, Pull Out - Anthracite</b>											
LUPO50AA	500	1970	560	N	£1,030.18	£1,088.24	£1,183.33	£1,191.12	£1,380.10	£1,320.32	£1,489.51

## TALL HEIGHT LARDER UNITS



1245


895

<b>Tall Larder Unit, Shelved, 2 Door, Hi-line</b>											
TLUD30HL	300	2150	560	Y	£307.33	£365.24	£424.50	£438.47	£585.85	£547.74	£581.64
TLUD40HL	400	2150	560	Y	£319.85	£377.76	£470.86	£469.56	£646.71	£599.29	£718.65
TLUD50HL	500	2150	560	Y	£337.56	£402.50	£522.79	£516.24	£715.42	£655.08	£839.47
TLUD60HL	600	2150	560	Y	£360.56	£437.38	£559.56	£553.79	£779.18	£709.44	£965.65



895

1245



Hartland top panel  
895(h) is a 2 panel  
door

CODE	W	H	D		1	2	3	4	5	6	7
<b>Tall Larder Unit, Shelved, 2Dr, Studio</b>											
TLUD30S	300	2150	560	Y	£307.33	£365.24	£424.50	£438.47	£585.85	£547.74	£581.64
TLUD40S	400	2150	560	Y	£319.85	£377.76	£470.86	£469.56	£646.71	£599.29	£718.65
TLUD50S	500	2150	560	Y	£337.56	£402.50	£522.79	£516.24	£715.42	£655.08	£839.47
TLUD60S	600	2150	560	Y	£360.56	£437.38	£559.56	£553.79	£779.18	£709.44	£965.65

Please note that some door styles may not be available in certain price bands.  
Please use this book as a guide and check your pricing system for more detailed availability.  
■ = not available at all.

Dimensions

Handed

↓ PRICE BANDS ↓ See page 31 for Layon Price Band breakdown

## LARDER UNITS



CODE	W	H	D		1	2	3	4	5	6	7
<b>Tall Larder Unit, 2x Door, Space Tower</b>											
TLUST6o	600	2150	560	Y	£901.19	£978.01	£1,100.19	£1,094.42	£1,222.57	£1,250.07	£1,506.28



CODE	W	H	D		1	2	3	4	5	6	7
<b>Tall Larder Unit, Shelved, 2 Door, Utility</b>											
TLUU6o	600	2150	560	Y	£901.19	£978.01	£1,100.19	£1,094.42	£1,222.57	£1,250.07	£1,506.28



CODE	W	H	D		1	2	3	4	5	6	7
<b>Tall Larder Unit, 2 Door, Utility, Laundry</b>											
TLUL6o	600	2150	560	Y	£360.56	£437.38	£559.56	£553.79	£779.18	£709.44	£965.65



CODE	W	H	D		1	2	3	4	5	6	7
<b>Tall Larder Unit, 2 Door, Tandem - Chrome</b>											
TLUT6oC	600	2150	560	Y	£1,376.41	£1,453.23	£1,575.41	£1,569.64	£1,795.03	£1,725.29	£1,981.50
<b>Tall Larder Unit, 2 Door, Tandem - Anthracite</b>											
TLUT6oA	600	2150	560	Y	■	■	£578.42	■	£739.97	■	■



CODE	W	H	D		1	2	3	4	5	6	7
<b>Tall Larder Unit, 2x Door, Convoy</b>											
TLUC6oL	600	2150	560	N	£1,734.47	£1,811.29	£1,933.47	£1,927.70	£2,153.09	£2,083.35	
TLUC6oR	600	2150	560	N	£1,734.47	£1,811.29	£1,933.47	£1,927.70	£2,153.09	£2,083.35	

Please note that some door styles may not be available in certain price bands.  
Please use this book as a guide and check your pricing system for more detailed availability.  
• not available at all.

Dimensions

Handed

↓ PRICE BANDS ↓ See page 31 for Layon Price Band breakdown

## LARDER UNITS > FRIDGE FREEZER UNITS

### STUDIO HEIGHT LARDER UNIT



1245

#### Larder Unit, Shelved, 1x Door - 1250mm(h)

Code	W	H	D	Y	1	2	3	4	5	6	7
LLU30	300	1250	560	Y	£256.24	£290.12	£315.35	£324.85	£452.50	£387.71	£428.79
LLU40	400	1250	560	Y	£267.18	£301.56	£344.80	£351.39	£496.74	£427.56	£499.71
LLU50	500	1250	560	Y	£280.74	£316.21	£377.09	£378.21	£534.04	£456.91	£573.30
LLU60	600	1250	560	Y	£296.94	£342.71	£411.83	£400.47	£571.15	£487.59	£649.59

### STANDARD HEIGHT FRIDGE FREEZER UNITS



1245

715

#### Fridge Freezer Tower, Single Aperture 70/30

Code	W	H	D	Y	1	2	3	4	5	6	7
FTSA7030	600	1970	560	Y	£324.27	£398.74	£506.36	£509.77	£719.15	£651.44	£878.06

also works with single aperture 60/40

CODE

W	H	D
---	---	---

1

2

3

4

5

6

7

#### Fridge Freezer Tower, Single Aperture 50/50

Code	W	H	D	Y	1	2	3	4	5	6	7
FTSA5050	600	1970	560	Y	£324.57	£398.63	£509.63	£516.27	£736.03	£659.97	£878.21



980

980

CODE

W	H	D
---	---	---

1

2

3

4

5

6

7

#### Fridge Freezer Tower, Single Studio Appliance

Code	W	H	D	Y	1	2	3	4	5	6	7
FTSASFF	600	1970	560	Y	£424.98	£504.63	£613.81	£629.17	£727.25	£782.47	£973.75



1245

355

355

CODE

W	H	D
---	---	---

1

2

3

4

5

6

7

#### Fridge Freezer Tower, Single Appliance

Code	W	H	D	Y	1	2	3	4	5	6	7
FTSAFF	600	1970	560	Y	£318.83	£402.47	£548.03	£613.24	£697.89	£754.03	£840.09



1965



Hartland 1965(h)  
is a  
3 panel door

Please note that some door styles may not be available in certain price bands.  
Please use this book as a guide and check your pricing system for more detailed availability.  
• = not available at all.

Dimensions


Handed

↓ PRICE BANDS ↓ See page 31 for Layon Price Band breakdown

## FRIDGE FREEZER UNITS

## TALL HEIGHT FRIDGE FREEZER UNITS

Hartland has additional tall height fridge freezer units specific to the Hartland range - for these additional combinations go to end of layon section




1245

895


CODE	W	H	D		1	2	3	4	5	6	7
Fridge Freezer Tower, Single Aperture 70/30											
TFTSA7030	600	2150	560	Y	£337.32	£414.14	£536.32	£530.55	£658.70	£686.20	£942.41

also works with single aperture 60/40



895

1245




Hartland 895(h)

is a

2 panel door

CODE	W	H	D		1	2	3	4	5	6	7
Fridge Freezer Tower, Single Studio Appliance											
TFTSASFFA	600	2150	560	Y	£337.32	£414.14	£536.32	£530.55	£658.70	£686.20	£942.41




175

1245

715

CODE	W	H	D		1	2	3	4	5	6	7
Fridge Freezer Tower, Single Studio Appliance											
TFTSASFF	600	2150	560	Y	£339.59	£424.08	£542.09	£544.32	£678.34	£713.40	£940.73




175

980

980

CODE	W	H	D		1	2	3	4	5	6	7
Fridge Freezer Tower, Sgl Aperture 50/50											
TFTSA5050	600	2150	560	Y	£339.89	£423.97	£545.36	£550.82	£695.22	£721.93	£940.88

## STUDIO HEIGHT FRIDGE FREEZER UNITS

	1245	CODE	W	H	D		1	2	3	4	5	6	7
		<b>Fridge Freezer Tower, Single Studio Appliance</b>											
		SFTSASFF	600	1250	560	Y	£279.08	£324.85	£393.97	£382.61	£456.05	£469.73	£631.73

Please note that some door styles may not be available in certain price bands.  
Please use this book as a guide and check your pricing system for more detailed availability.  
• not available at all.

Dimensions

Handed

↓ PRICE BANDS ↓ See page 31 for Layon Price Band breakdown

## APPLIANCE HOUSING

### STANDARD HEIGHT APPLIANCE HOUSING

Hartland has additional appliance housing specific to the Hartland range - for these additional combinations go to end of layon section



CODE	W	H	D		1	2	3	4	5	6	7
<b>Single Oven, Compact Appliance, 1 Drawer</b>											
OTSC1	600	1970	560	Y	£431.29	£480.59	£532.70	£577.50	£616.88	£660.15	£688.58



CODE	W	H	D		1	2	3	4	5	6	7
<b>Single Oven, Compact Appliance, 1 Drawer</b>											
OTSC2	600	1970	560	Y	£430.14	£479.15	£528.05	£575.23	£612.85	£655.36	£675.93



CODE	W	H	D		1	2	3	4	5	6	7
<b>Single Oven, Compact Appliance</b>											
OTSC3	600	1970	560	Y	£341.86	£381.86	£432.56	£467.44	£508.50	£548.10	£592.44



CODE	W	H	D		1	2	3	4	5	6	7
<b>Double Oven</b>											
OTD1	600	1970	560	Y	£346.48	£389.56	£451.12	£475.95	£529.15	£566.59	£642.92



CODE	W	H	D		1	2	3	4	5	6	7
<b>Double Oven</b>											
OTD2	600	1970	560	Y	£350.16	£401.74	£463.45	£509.95	£560.45	£602.36	£646.18



<b>Double Oven</b>											
CODE	W	H	D		1	2	3	4	5	6	7
OTD3	600	1970	560	Y	£351.33	£401.94	£468.06	£511.65	£565.56	£606.48	£658.71



Please note that some door styles may not be available in certain price bands.  
 Please use this book as a guide and check your pricing system for more detailed availability.  
 • = not available at all.

Dimensions

Handed

 ↓ **PRICE BANDS** ↓ See page 31 for Layon Price Band breakdown

## APPLIANCE HOUSING



CODE	W	H	D		1	2	3	4	5	6	7
<b>Double Oven, 2 Drawers</b>											
OTD4	600	1970	560	Y	£523.14	£592.42	£645.68	£716.66	£767.46	£809.88	£827.59



CODE	W	H	D		1	2	3	4	5	6	7
<b>Single Oven, 2 Drawers</b>											
OTS1	600	1970	560	Y	£532.49	£600.94	£677.81	£730.68	£788.70	£851.36	£910.70



CODE	W	H	D		1	2	3	4	5	6	7
<b>Single Oven</b>											
OTS2	600	1970	560	Y	£358.98	£418.29	£497.56	£538.48	£610.56	£647.53	£742.21



CODE	W	H	D		1	2	3	4	5	6	7
<b>Compact Appliance</b>											
OTC1	600	1970	560	Y	£363.16	£429.44	£513.15	£559.07	£640.09	£674.88	£787.88



CODE	W	H	D		1	2	3	4	5	6	7
<b>Compact Appliance, 2 Drawers</b>											
OTC2	600	1970	560	Y	£536.67	£608.13	£693.40	£751.27	£818.23	£878.71	£956.37



CODE	W	H	D		1	2	3	4	5	6	7
<b>Compact Appliance</b>											
OTC3	600	1970	560	Y	£364.60	£431.86	£521.57	£556.33	£644.65	£677.74	£800.65



CODE	W	H	D		1	2	3	4	5	6	7
<b>Single Oven</b>											
OTS3	600	1970	560	Y	£355.13	£407.12	£484.36	£504.92	£578.12	£610.50	£735.50

Please note that some door styles may not be available in certain price bands.  
Please use this book as a guide and check your pricing system for more detailed availability.  
• not available at all.

Dimensions

Handed

↓ PRICE BANDS ↓ See page 31 for Layon Price Band breakdown

## APPLIANCE HOUSING



CODE	W	H	D		1	2	3	4	5	6	7
<b>Single Oven, 1 Drawer, 1 Door</b>											
OTS4	600	1970	560	Y	£429.44	£484.13	£565.14	£579.64	£665.16	£703.55	£805.35



CODE	W	H	D		1	2	3	4	5	6	7
<b>Single Oven, 2 Drawers</b>											
OTS5	600	1970	560	Y	£528.64	£587.59	£664.61	£697.12	£756.26	£814.33	£903.99



CODE	W	H	D		1	2	3	4	5	6	7
<b>Single Oven, 3 Drawers</b>											
OTS6	600	1970	560	Y	£601.21	£671.07	£742.72	£784.20	£855.55	£906.91	£974.19



CODE	W	H	D		1	2	3	4	5	6	7
<b>Single Oven, 4 Drawers</b>											
OTS7	600	1970	560	Y	£648.87	£713.28	£792.54	£829.39	£915.63	£954.28	£1,017.50



CODE	W	H	D		1	2	3	4	5	6	7
<b>Single Oven, 140 Warming Drawer</b>											
OTSW141	600	1970	560	Y	£350.95	£395.97	£468.77	£484.33	£548.59	£583.15	£689.83



CODE	W	H	D		1	2	3	4	5	6	7
<b>Single Oven, 140 Warming Drawer, 2 Drawers</b>											
OTSW142	600	1970	560	Y	£522.76	£582.77	£646.39	£689.34	£739.02	£786.55	£858.71



CODE	W	H	D		1	2	3	4	5	6	7
<b>Single Oven, 290 Warming Drawer, 2 Drawers</b>											
OTSW291	600	1970	560	Y	£505.31	£555.43	£616.02	£639.30	£702.68	£738.54	£799.93

Please note that some door styles may not be available in certain price bands.  
 Please use this book as a guide and check your pricing system for more detailed availability.  
 • = not available at all.

Dimensions	Handed	↓ PRICE BANDS ↓	See page 31 for Layon Price Band breakdown
------------	--------	-----------------	--

## APPLIANCE HOUSING



CODE	W	H	D		1	2	3	4	5	6	7
<b>Single Oven, Compact Appliance</b>											
OTSC4	600	1970	560	Y	£341.86	£381.86	£432.56	£467.44	£508.50	£548.10	£592.44



CODE	W	H	D		1	2	3	4	5	6	7
<b>Double Oven, 2 Drawers</b>											
OTD5	600	1970	560	Y	£505.31	£555.43	£616.02	£639.30	£702.68	£738.54	£799.93



CODE	W	H	D		1	2	3	4	5	6	7
<b>Double Oven, 1 Drawer</b>											
OTD6	600	1970	560	Y	£431.79	£477.43	£535.96	£564.09	£615.11	£651.73	£730.99



CODE	W	H	D		1	2	3	4	5	6	7
<b>Double Oven, 2 Drawers</b>											
OTD7	600	1970	560	Y	£506.10	£554.98	£616.74	£639.42	£702.15	£744.78	£800.84



CODE	W	H	D		1	2	3	4	5	6	7
<b>Double Oven, 2 Drawers</b>											
OTD8	600	1970	560	Y	£491.96	£540.70	£599.98	£617.70	£694.85	£721.76	£787.80



CODE	W	H	D		1	2	3	4	5	6	7
<b>Compact Appliance, 140 Warming Drawer</b>											
OTCW141	600	1970	560	Y	£355.13	£407.12	£484.36	£504.92	£578.12	£610.50	£735.50



CODE	W	H	D		1	2	3	4	5	6	7
<b>Compact Appliance, 140 Warming Drawer, 2 Drawers</b>											
OTCW143	600	1970	560	Y	£528.64	£587.59	£664.61	£697.12	£756.26	£814.33	£903.99

Please note that some door styles may not be available in certain price bands.  
Please use this book as a guide and check your pricing system for more detailed availability.  
• not available at all.

Dimensions	Handed	↓ PRICE BANDS ↓ See page 31 for Layon Price Band breakdown									
------------	--------	--	--	--	--	--	--	--	--	--	--

## APPLIANCE HOUSING



CODE	W	H	D		1	2	3	4	5	6	7
<b>Compact Appliance, 140 Warming Drawer, 3 Drawers</b>											
OTCW144	600	1970	560	Y	£601.21	£671.07	£742.72	£784.20	£855.55	£906.91	£974.19



CODE	W	H	D		1	2	3	4	5	6	7
<b>Compact Appliance, 140 Warming Drawer, 4 Drawers</b>											
OTCW145	600	1970	560	Y	£648.87	£713.28	£792.54	£829.39	£915.63	£954.28	£1,017.50



CODE	W	H	D		1	2	3	4	5	6	7
<b>Compact Appliance, 290 Warming Drawer, 2 Drawers</b>											
OTCW291	600	1970	560	Y	£522.76	£582.77	£646.39	£689.34	£739.02	£786.55	£858.71



CODE	W	H	D		1	2	3	4	5	6	7
<b>Compact Appliance, 1 Drawer, 1 Door</b>											
OTC4	600	1970	560	Y	£433.62	£495.28	£580.73	£599.82	£694.69	£730.90	£851.02



CODE	W	H	D		1	2	3	4	5	6	7
<b>Compact Appliance, 2 Drawers, 1 Door</b>											
OTC5	600	1970	560	Y	£507.93	£572.29	£661.51	£681.03	£781.73	£823.95	£920.87



CODE	W	H	D		1	2	3	4	5	6	7
<b>Compact Appliance, 1 Drawer, 1 Door</b>											
OTC6	600	1970	560	Y	£446.88	£507.31	£595.50	£629.64	£701.49	£751.55	£864.12





Please note that some door styles may not be available in certain price bands.  
 Please use this book as a guide and check your pricing system for more detailed availability.  
 • = not available at all.

Dimensions




Handed

 ↓ **PRICE BANDS** ↓ See page 31 for Layon Price Band breakdown

## APPLIANCE HOUSING

 645 139 355 355	↑	CODE	W	H	D		1	2	3	4	5	6	7
		<b>Compact Appliance, 3 Drawers</b>											
		OTC7	600	1970	560	Y	£607.09	£675.89	£760.94	£792.67	£872.79	£934.69	£1,019.47
 645 139 139 283 283	↑	CODE	W	H	D		1	2	3	4	5	6	7
		<b>Compact Appliance, 4 Drawers</b>											
		OTC8	600	1970	560	o	£679.70	£759.41	£839.09	£883.60	£973.87	£1,027.31	£1,089.71
 645 283 283 283	↑	CODE	W	H	D		1	2	3	4	5	6	7
		<b>Compact Appliance, 3 Drawers</b>											
		OTC9	600	1970	560	Y	£618.68	£698.43	£773.11	£834.64	£892.94	£954.94	£1,032.99
 645 139 175 175 175	↑	CODE	W	H	D		1	2	3	4	5	6	7
		<b>Compact Appliance, 5 Drawers</b>											
		OTC10	600	1970	560	Y	£740.66	£814.92	£902.21	£945.97	£1,048.13	£1,087.98	£1,146.32

## TALL HEIGHT APPLIANCE HOUSING

 570 115 490		CODE	W	H	D		1	2	3	4	5	6	7
		<b>Single Oven, Compact Appliance</b>											
		TOTSC1	600	2150	560	Y	£379.54	£431.50	£499.77	£540.98	£597.80	£638.33	£698.42
 490 115 570		CODE	W	H	D		1	2	3	4	5	6	7
		<b>Single Oven, Compact Appliance</b>											
		TOTSC2	600	2150	560	Y	£379.54	£431.50	£499.77	£540.98	£597.80	£638.33	£698.42
 570 115 283 355	↑	CODE	W	H	D		1	2	3	4	5	6	7
		<b>Double Oven, 2 Drawers</b>											
		TOTD1	600	2150	560	Y	£556.61	£625.59	£695.76	£753.85	£807.14	£864.53	£915.12



Please note that some door styles may not be available in certain price bands.  
Please use this book as a guide and check your pricing system for more detailed availability.  
• not available at all.

Dimensions

Handed

↓ PRICE BANDS ↓ See page 31 for Layon Price Band breakdown

## APPLIANCE HOUSING



CODE	W	H	D		1	2	3	4	5	6	7
<b>Double Oven</b>											
TOTD2	600	2150	560	Y	£381.86	£434.20	£509.03	£544.95	£608.09	£647.24	£723.60



Hartland 895(h)  
is a  
2 panel door

CODE	W	H	D		1	2	3	4	5	6	7
<b>Compact Appliance</b>											
TOTC1	600	2150	560	Y	£395.69	£464.32	£562.59	£599.33	£696.36	£729.12	£871.71



Hartland 895(h)  
is a  
2 panel door

CODE	W	H	D		1	2	3	4	5	6	7
<b>Compact Appliance, 2 Drawers</b>											
TOTC2	600	2150	560	Y	£569.20	£643.01	£742.84	£791.53	£874.50	£932.95	£1,040.20



CODE	W	H	D		1	2	3	4	5	6	7
<b>Compact Appliance, 3 Drawers</b>											
TOTC3	600	2150	560	Y	£642.18	£723.31	£816.79	£873.19	£961.82	£1,026.13	£1,098.91



CODE	W	H	D		1	2	3	4	5	6	7
<b>Single Oven, 1 Drawer, 1 Door</b>											
TOTS1	600	2150	560	Y	£461.71	£523.72	£611.35	£630.73	£725.81	£763.72	£889.43



CODE	W	H	D		1	2	3	4	5	6	7
<b>Single Oven, 2 Drawers, 1 Door</b>											
TOTS2	600	2150	560	Y	£536.02	£600.73	£692.13	£713.44	£812.85	£856.77	£959.28



CODE	W	H	D		1	2	3	4	5	6	7
<b>Single Oven, 3 Drawers</b>											
TOTS3	600	2150	560	Y	£863.21	£913.92	£982.62	£1,004.26	£1,069.29	£1,112.12	£1,187.85

Please note that some door styles may not be available in certain price bands.  
 Please use this book as a guide and check your pricing system for more detailed availability.  
 • = not available at all.

Dimensions

Handed

↓ **PRICE BANDS** ↓ See page 31 for Layon Price Band breakdown

## APPLIANCE HOUSING


 645  
 175  
 139  
 283  
 283

CODE	W	H	D		1	2	3	4	5	6	7
<b>Single Oven, 4 Drawers</b>											
TOTS4	600	2150	560	Y	£707.79	£788.62	£869.71	£916.01	£1,005.69	£1,060.13	£1,128.12


 645  
 175  
 175  
 175  
 175

CODE	W	H	D		1	2	3	4	5	6	7
<b>Single Oven, 5 Drawers</b>											
TOTS5	600	2150	560	Y	£768.75	£844.13	£932.83	£978.38	£1,079.95	£1,120.80	£1,184.73


 490  
 139  
 450

CODE	W	H	D		1	2	3	4	5	6	7
<b>Single Oven, Compact Appliance, 1 Drawer</b>											
TOTSC3	600	2150	560	Y	£448.56	£499.58	£560.64	£591.96	£657.31	£700.35	£747.67


 490  
 450

CODE	W	H	D		1	2	3	4	5	6	7
<b>Single Oven, Compact Appliance, 140 Warming Drawer</b>											
TOTSCW1	600	2150	560	Y	£370.07	£411.42	£464.27	£496.77	£540.74	£579.95	£632.15


 715  
 139  
 283

CODE	W	H	D		1	2	3	4	5	6	7
<b>Single Oven, Microwave, 2 Drawers</b>											
TOTSM1	600	2150	560	Y	£534.40	£588.18	£650.28	£682.16	£750.12	£785.30	£850.93


 645  
 139  
 355

CODE	W	H	D		1	2	3	4	5	6	7
<b>Single Oven, Microwave, 2 Drawers</b>											
TOTSM2	600	2150	560	Y	£535.31	£585.21	£652.19	£672.04	£738.36	£779.49	£849.63


 570  
 139  
 175  
 355

CODE	W	H	D		1	2	3	4	5	6	7
<b>Double Oven, 3 Drawers</b>											
TOTD3	600	2150	560	Y	£612.65	£672.50	£743.70	£773.85	£849.81	£897.97	£954.74

Please note that some door styles may not be available in certain price bands.  
Please use this book as a guide and check your pricing system for more detailed availability.  
• not available at all.

Dimensions

Handed

↓ PRICE BANDS ↓ See page 31 for Layon Price Band breakdown

## APPLIANCE HOUSING



CODE	W	H	D		1	2	3	4	5	6	7
<b>Double Oven, 2 Drawers</b>											
TOTD4	600	2150	560	Y	£538.37	£594.03	£662.95	£689.90	£762.80	£804.95	£884.92



CODE	W	H	D		1	2	3	4	5	6	7
<b>Double Oven, 3 Drawers</b>											
TOTD5	600	2150	560	Y	£598.54	£657.30	£726.97	£753.39	£842.54	£874.98	£941.73



CODE	W	H	D		1	2	3	4	5	6	7
<b>Compact Appliance, 140 Warming Drawer, 1 Drawer, 1 Door</b>											
TOTCW141	600	2150	560	Y	£461.71	£523.72	£611.35	£630.73	£725.81	£763.72	£889.43



CODE	W	H	D		1	2	3	4	5	6	7
<b>Compact Appliance, 140 Warming Drawer, 2 Drawers, 1 Door</b>											
TOTCW142	600	2150	560	Y	£536.02	£600.73	£692.13	£713.44	£812.85	£856.77	£959.28



CODE	W	H	D		1	2	3	4	5	6	7
<b>Compact Appliance, 140 Warming Drawer, 3 Drawers</b>											
TOTCW143	600	2150	560	Y	£635.18	£705.10	£791.56	£824.09	£903.91	£967.51	£1,057.88



CODE	W	H	D		1	2	3	4	5	6	7
<b>Compact Appliance, 140 Warming Drawer, 4 Drawers</b>											
TOTCW144	600	2150	560	Y	£707.79	£788.62	£869.71	£916.01	£1,005.69	£1,060.13	£1,128.12



CODE	W	H	D		1	2	3	4	5	6	7
<b>Compact Appliance, 140 Warming Drawer, 5 Drawers</b>											
TOTCW145	600	2150	560	Y	£768.75	£844.13	£932.83	£978.38	£1,079.95	£1,120.80	£1,184.73

Please note that some door styles may not be available in certain price bands.  
 Please use this book as a guide and check your pricing system for more detailed availability.  
 • = not available at all.

Dimensions

Handed

 ↓ **PRICE BANDS** ↓ See page 31 for Layon Price Band breakdown

## APPLIANCE HOUSING

### STUDIO HEIGHT APPLIANCE HOUSING



645

CODE	W	H	D		1	2	3	4	5	6	7
<b>Single Oven</b>											
SOTS1	600	1250	560	Y	£344.00	£367.29	£406.03	£411.82	£446.32	£462.85	£523.23



115

283

283



CODE	W	H	D		1	2	3	4	5	6	7
<b>Single Oven, 2 Drawers</b>											
SOTS2	600	1250	560	N	£519.66	£569.35	£596.85	£650.39	£685.01	£703.28	£698.82



139

139

355



CODE	W	H	D		1	2	3	4	5	6	7
<b>Single Oven, 3 Drawers</b>											
SOTS3	600	1250	560	N	£577.61	£616.52	£650.34	£675.05	£724.82	£744.85	£749.73



115

283



CODE	W	H	D		1	2	3	4	5	6	7
<b>Single Oven, 1 Drawer</b>											
SOTD1	600	1250	560	N	£423.72	£453.67	£470.11	£505.07	£526.10	£534.87	£524.84



115

355

355



CODE	W	H	D		1	2	3	4	5	6	7
<b>Compact Appliance, 2 Drawers</b>											
SOTC1	600	1250	560	N	£525.54	£574.17	£615.07	£658.17	£693.61	£731.06	£744.10



115

715

CODE	W	H	D		1	2	3	4	5	6	7
<b>Compact Appliance</b>											
SOTC2	600	1250	560	Y	£352.03	£389.61	£434.82	£465.97	£508.29	£527.23	£575.61



115

139

570



CODE	W	H	D		1	2	3	4	5	6	7
<b>Compact Appliance, 1 Drawer, 1 Door</b>											
SOTC3	600	1250	560	Y	£426.34	£466.62	£515.60	£540.28	£595.33	£620.28	£645.46

Please note that some door styles may not be available in certain price bands.  
Please use this book as a guide and check your pricing system for more detailed availability.  
• not available at all.

Dimensions

Handed

↓ PRICE BANDS ↓ See page 31 for Layon Price Band breakdown

## APPLIANCE HOUSING → FEATURE UNITS



↑	CODE	W	H	D		1	2	3	4	5	6	7
115	<b>Compact Appliance, 3 Drawers</b>											
139	SOTC4	600	1250	560	N	£598.11	£657.65	£693.18	£745.25	£804.90	£823.64	£814.30
283												
283												



↑	CODE	W	H	D		1	2	3	4	5	6	7
115	<b>Compact Appliance, 1 Drawer, 1 Door</b>											
175	SOTC5	600	1250	560	Y	£427.37	£468.37	£519.16	£544.13	£599.39	£626.04	£656.81
570												



↑	CODE	W	H	D		1	2	3	4	5	6	7
115	<b>Compact Appliance, 3 Drawers</b>											
175	SOTC6	600	1250	560	N	£599.14	£659.80	£696.74	£749.10	£809.66	£829.40	£825.65
283												
283												

283 not compatible  
with cornice

## FEATURE UNITS



<b>Boiler Housing Unit</b>												
1245	BHU1	600	1250	300	Y	£310.64	£356.41	£425.53	£414.17	£487.61	£501.29	£663.29

### Boiler Housing Unit

	BHU2	600	1390	300	Y	£367.97	£423.41	£500.74	£493.41	£583.02	£600.53	£757.65
--	------	-----	------	-----	---	---------	---------	---------	---------	---------	---------	---------



<b>Solid Door Dresser Unit</b>												
1245	SDDU40	400	1390	300	Y	£315.14	£356.79	£406.70	£414.09	£481.11	£511.14	£572.00
139	SDDU50	500	1390	300	Y	£335.81	£379.93	£448.02	£448.66	£527.73	£550.87	£659.02
	SDDU60	600	1390	300	Y	£341.15	£386.29	£455.38	£455.03	£535.29	£559.23	£670.74



Please note that some door styles may not be available in certain price bands.  
Please use this book as a guide and check your pricing system for more detailed availability.  
■ = not available at all.

Dimensions

Handed

↓ PRICE BANDS ↓ See page 31 for Layon Price Band breakdown

## FEATURE UNITS



CODE	W	H	D		1	2	3	4	5	6	7
<b>Open Single Larder With Shelves</b>											
OLU30	300	1970	560	N	£240.85	£240.85	£240.85	£240.85	£240.85	£240.85	£240.85
OLU40	400	1970	560	N	£270.06	£270.06	£270.06	£270.06	£270.06	£270.06	£270.06
OLU45	450	1970	560	N	£272.44	£272.44	£272.44	£272.44	£272.44	£272.44	£272.44
OLU50	500	1970	560	N	£273.97	£273.97	£273.97	£273.97	£273.97	£273.97	£273.97
OLU60	600	1970	560	N	£280.56	£280.56	£280.56	£280.56	£280.56	£280.56	£280.56



CODE	W	H	D		1	2	3	4	5	6	7
<b>Tall Open Single Larder With Shelves</b>											
TOLU30	300	2150	560	N	£267.44	£267.44	£267.44	£267.44	£267.44	£267.44	£267.44
TOLU40	400	2150	560	N	£270.06	£270.06	£270.06	£270.06	£270.06	£270.06	£270.06
TOLU45	450	2150	560	N	£273.97	£273.97	£273.97	£273.97	£273.97	£273.97	£273.97
TOLU50	500	2150	560	N	£277.91	£277.91	£277.91	£277.91	£277.91	£277.91	£277.91
TOLU60	600	2150	560	N	£291.03	£291.03	£291.03	£291.03	£291.03	£291.03	£291.03



1965

CODE	W	H	D		1	2	3	4	5	6	7
<b>Feature Single Larder With Drawers</b>											
FLU50	500	1970	560	Y	£1,357.50	£1,428.03	■	■	■	■	£1,787.86



1965

CODE	W	H	D		1	2	3	4	5	6	7
<b>Feature Single Larder With Drawers</b>											
FLU60	600	1970	560	Y	£1,399.64	£1,483.28	£1,628.84	£1,694.05	£1,778.70	£1,834.84	£1,920.90



1965

CODE	W	H	D		1	2	3	4	5	6	7
<b>Feature Double Larder With Drawers</b>											
FLU100	1000	1970	560	N	£2,253.64	£2,394.70	■	■	■	■	£3,114.36



1965

CODE	W	H	D		1	2	3	4	5	6	7
<b>Feature Double Larder With Drawers</b>											
FLU120	1200	1970	560	N	£2,340.18	£2,507.46	£2,798.58	£2,929.00	£3,098.30	£3,210.58	£3,382.70

Please note that some door styles may not be available in certain price bands.  
Please use this book as a guide and check your pricing system for more detailed availability.  
• not available at all.

Dimensions

Handed

↓ PRICE BANDS ↓ See page 31 for Layon Price Band breakdown



Available in Remo and Lichfield with chamfered handle.

CODE	W	H	D		1	2	3	4	5	6	7
<b>Feature Single Larder With Drawers</b>											
FLU50A	500	1970	560	Y	£1,360.09	£1,418.15	£1,513.24	£1,521.03	£1,612.77	£1,650.23	£1,819.42
FLU60A	600	1970	560	Y	£1,405.08	£1,479.55	£1,587.17	£1,590.58	£1,702.72	£1,732.25	£1,958.87



CODE	W	H	D		1	2	3	4	5	6	7
<b>Feature Double Larder With Drawers</b>											
FLU100A	1000	1970	560	N	£2,258.82	£2,374.94	£2,565.12	£2,580.70	£2,764.18	£2,839.10	£3,177.48
FLU120A	1200	1970	560	N	£2,351.06	£2,500.00	£2,715.24	£2,722.06	£2,946.34	£3,005.40	£3,458.64



CODE	W	H	D		1	2	3	4	5	6	7
<b>Bookcase With Cupboard</b>											
BOKC30	300	1970	300	Y	£162.94	£180.79	£199.79	£215.29	£230.88	£249.76	£261.06
BOKC40	400	1970	300	Y	£180.70	£199.82	£228.08	£235.50	£266.50	£285.88	£313.14
BOKC50	500	1970	300	Y	£199.06	£221.65	£255.86	£263.18	£295.68	£313.03	£365.83
BOKC60	600	1970	300	Y	£217.27	£245.97	£284.47	£299.24	£337.94	£353.79	£418.41



CODE	W	H	D		1	2	3	4	5	6	7
<b>Tall Bookcase With Cupboard</b>											
TBOKC30	300	2150	300	Y	£174.53	£198.56	£232.59	£237.06	£269.44	£283.47	£288.76
TBOKC40	400	2150	300	Y	£194.82	£219.35	£268.21	£260.79	£306.62	£313.88	£361.09
TBOKC50	500	2150	300	Y	£215.21	£244.68	£304.09	£296.92	£356.27	£356.56	£424.56
TBOKC60	600	2150	300	Y	£236.24	£267.29	£320.35	£326.12	£380.65	£394.47	£488.68

Dimensions	Handed	↓ <b>HARTLAND</b> ↓
------------	--------	---------------------

Dimensions	Handed	↓ <b>HARTLAND</b> ↓
------------	--------	---------------------

## HARTLAND ONLY

## TALL LARDER UNITS



1425  
715

CODE	W	H	D		STOCKED	PTO
<b>Tall Larder Unit, Shelved, 2 Door, Hi-line</b>						
TLUD3oHLA	600	2150	560	Y	£461.44	£560.88
TLUD6oHLA	600	2150	560	Y	£578.42	£739.97



1425  
715

CODE	W	H	D		STOCKED	PTO
<b>Tall Larder Unit, 2x Door, Space Tower</b>						
TLUST6oA	600	2150	560	Y	£1,119.05	£1,280.60



1425  
715

CODE	W	H	D		STOCKED	PTO
<b>Tall Larder Unit, 2Dr, Utility, Laundry</b>						
TLUL6oA	600	2150	560	Y	£578.42	£739.97



1425  
715

CODE	W	H	D		STOCKED	PTO
<b>Tall Larder Unit, 2 Door, Tandem - Chrome</b>						
TLUT6oCA	600	2150	560	Y	£1,594.27	£1,755.82
<b>Tall Larder Unit, 2 Door, Tandem - Anthracite</b>						
TLUT6oAA	600	2150	560	Y	£1,543.74	£1,705.29



1425  
715

CODE	W	H	D		STOCKED	PTO
<b>Tall Larder Unit, 2x Door, Convoy</b>						
TLUC6oLA	600	2150	560	N	£1,952.33	£2,113.88

## TALL HEIGHT FRIDGE FREEZER UNITS



1425  
715

CODE	W	H	D		STOCKED	PTO
<b>Fridge Freezer Tower, Single Aperture 70/30</b>						
TF TSA7030A	600	2150	560	Y	£555.18	£716.73



1425  
715

CODE	W	H	D		STOCKED	PTO
<b>Fridge Freezer Tower, Single Aperture 60/40</b>						
TF TSA6040A	600	2150	560	Y	£555.18	£716.73

## STANDARD HEIGHT APPLIANCE HOUSING



400  
139  
325

CODE	W	H	D		STOCKED	PTO
<b>Single Oven, Compact Appliance, 2 Drawers</b>						
OTSC5	600	1970	560	Y	£615.42	£712.53



400  
135  
175  
175

CODE	W	H	D		STOCKED	PTO
<b>Single Oven, Compact Appliance, 3 Drawers</b>						
OTSC6	600	1970	560	Y	£675.14	£770.03



400  
355

CODE	W	H	D		STOCKED	PTO
<b>Single Oven, Compact Appliance, 140 Warming Drawer 1 Drawer</b>						
OTSCW1	600	1970	560	Y	£514.75	£573.72



400  
175  
175

CODE	W	H	D		STOCKED	PTO
<b>Single Oven, Compact Appliance, 140 Warming Drawer 2 Drawers</b>						
OTSCW2	600	1970	560	Y	£578.77	£653.46

Dimensions	Handed
	↓ HARTLAND ↓

Dimensions	Handed
	↓ HARTLAND ↓

## HARTLAND ONLY

CODE	W	H	D	STOCKED	PTO
<b>Single Oven, Compact Microwave, 2 Drawers</b>					
OTSM1	600	1970	560	Y	£632.37 £718.00

CODE	W	H	D	STOCKED	PTO
<b>Single Oven, Compact Microwave</b>					
OTSM2	600	1970	560	Y	£537.06 £609.88

CODE	W	H	D	STOCKED	PTO
<b>Single Oven, Compact Microwave, 1 Drawer</b>					
OTSM3	600	1970	560	Y	£527.55 £600.37

CODE	W	H	D	STOCKED	PTO
<b>Two Compact Appliances, 1 Drawer</b>					
OTCC1	600	1970	560	Y	£535.94 £609.52

CODE	W	H	D	STOCKED	PTO
<b>Two Compact Appliances, Two 140 Warming Drawers, 2 Drawers</b>					
OTCCW141	1200	1970	560	Y	£1,932.14 £2,107.66

CODE	W	H	D	STOCKED	PTO
<b>Two Single Ovens, 2 Drawers</b>					
OTS8	1200	1970	560	Y	£1,932.14 £2,107.66

CODE	W	H	D	STOCKED	PTO
<b>Four Single Ovens, 1 Drawer</b>					
OTS9	1200	1970	560	Y	£1,615.09 £1,729.14

CODE	W	H	D	STOCKED	PTO
<b>Two Single Ovens, Two Compact Appliances, Two 140 Warming Drawers, 1 Drawer</b>					
OTSCW3	1200	1970	560	Y	£1,615.09 £1,729.14

Note: This unit is made up of two 600mm cabinets.

CODE	W	H	D	STOCKED	PTO
<b>Single Oven</b>					
TOTS6	600	2150	560	Y	£551.97 £664.80

CODE	W	H	D	STOCKED	PTO
<b>Single Oven, 1 Drawer</b>					
TOTS7	600	2150	560	Y	£632.75 £751.84

CODE	W	H	D	STOCKED	PTO
<b>Single Oven, 2 Drawers</b>					
TOTS8	600	2150	560	Y	£732.22 £842.94


CODE	W	H	D	STOCKED	PTO
<b>Single Oven, 3 Drawers</b>					
TOTS9	600	2150	560	Y	£810.33 £942.23


CODE	W	H	D	STOCKED	PTO
<b>Single Oven, 4 Drawers</b>					
TOTS10	600	2150	560	Y	£860.15 £1,002.31





Dimensions	Handed	↓ HARTLAND ↓
------------	--------	--------------


## HARTLAND ONLY


	825								
	CODE	W	H	D		STOCKED	PTO		
	<b>Single Oven, Warming Drawer</b>								
	TOTSW141	600	2150	560	Y	£536.38	£635.27		
	570								


	825								
	CODE	W	H	D		STOCKED	PTO		
	<b>Single Oven, Warming Drawer, 2 Drawers</b>								
	TOTSW142	600	2150	560	Y	£714.00	£825.70		
	283								
	283								

	825								
	CODE	W	H	D		STOCKED	PTO		
	<b>Single Oven, Warming Drawer, 2 Drawers</b>								
	TOTSW291	600	2150	560	Y	£683.63	£789.36		
	139								
	283								

	685								
	CODE	W	H	D		STOCKED	PTO		
	<b>Single Oven, Compact Appliance, 1 Drawer</b>								
	TOTSC4	600	2150	560	Y	£498.59	£588.47		
	400								

	685								
	CODE	W	H	D		STOCKED	PTO		
	<b>Single Oven, Compact Appliance, 2 Drawers</b>								
	TOTSM3	600	2150	560	Y	£677.13	£797.54		
	139								
	325								

	825								
	CODE	W	H	D		STOCKED	PTO		
	<b>Double Oven, 2 Drawers</b>								
	TOTD6	600	2150	560	Y	£683.63	£789.36		
	139								
	283								

	825								
	CODE	W	H	D		STOCKED	PTO		
	<b>Two Compact Appliances, 1 Drawer</b>								
	TOTCC1	600	2150	560	Y	£518.50	£611.15		
	400								

Dimensions	Handed	↓ HARTLAND ↓
------------	--------	--------------

CODE	W	H	D		STOCKED	PTO			
<b>Compact Appliance, Warming Drawer</b>									
TOTCW146	600	2150	560	Y	£551.97	£664.80			

CODE	W	H	D		STOCKED	PTO			
<b>Compact Appliance, Warming Drawer, 1 Drawer</b>									
TOTCW147	600	2150	560	Y	£632.75	£751.84			

CODE	W	H	D		STOCKED	PTO			
<b>Compact Appliance, Warming Drawer, 2 Drawers</b>									
TOTCW148	600	2150	560	Y	£732.22	£842.94			

CODE	W	H	D		STOCKED	PTO			
<b>Compact Appliance, Warming Drawer, 3 Drawers</b>									
TOTCW149	600	2150	560	Y	£810.33	£942.23			

CODE	W	H	D		STOCKED	PTO			
<b>Compact Appliance, Warming Drawer, 4 Drawers</b>									
TOTCW1410	600	2150	560	Y	£860.15	£1,002.31			


CODE	W	H	D		STOCKED	PTO			
<b>Compact Appliance, 290 Warming Drawer</b>									
OTCW293	600	2150	560	Y	£536.38	£635.27			


CODE	W	H	D		STOCKED	PTO			
<b>Compact Appliance, 290 Warming Drawer, 2 Drawers</b>									
OTCW294	600	2150	560	Y	£714.00	£825.70			


Dimensions	Handed
	↓ HARTLAND ↓


Dimensions	Handed
	↓ HARTLAND ↓


## HARTLAND ONLY


	CODE	W	H	D		STOCKED	PTO
	<b>Compact Appliance, 1 Drawer</b>						
825	TOTC4	600	2150	560	Y	£648.34	£781.37


	CODE	W	H	D		STOCKED	PTO
	<b>Compact Appliance, 2 Drawers</b>						
825	TOTC5	600	2150	560	Y	£729.12	£868.41


	CODE	W	H	D		STOCKED	PTO
	<b>Compact Appliance, 1 Drawer</b>						
825	TOTC6	600	2150	560	Y	£663.11	£788.17

	CODE	W	H	D		STOCKED	PTO
	<b>Compact Appliance, 3 Drawers</b>						
825	TOTC7	600	2150	560	Y	£828.55	£959.47


	CODE	W	H	D		STOCKED	PTO
	<b>Compact Appliance, 4 Drawers</b>						
825	TOTC8	600	2150	560	Y	£906.74	£1,058.84

	CODE	W	H	D		STOCKED	PTO
	<b>Compact Appliance, 3 Drawers</b>						
825	TOTC9	600	2150	560	Y	£840.72	£978.59


	CODE	W	H	D		STOCKED	PTO
	<b>Compact Appliance, 5 Drawers</b>						
825	TOTC10	600	2150	560	Y	£956.62	£1,118.98

	CODE	W	H	D		STOCKED	PTO
	<b>Two Compact Appliances, Two Warming Drawers, 2 Drawers</b>						
825	TOTCCW141	1200	2150	560	N	£1,450.10	£1,663.76


Note: This unit is made up of two 600mm cabinets.

	CODE	W	H	D		STOCKED	PTO
	<b>Two Single Ovens, 2 Drawers</b>						
825	TOTS11	1200	2150	560	N	£1,450.10	£1,663.76

Note: This unit is made up of two 600mm cabinets.

	CODE	W	H	D		STOCKED	PTO
	<b>Four Single Ovens, 1 Drawer</b>						
570	TOTS12	1200	2150	560	N	£1,087.70	£1,214.23

Note: This unit is made up of two 600mm cabinets.

	CODE	W	H	D		STOCKED	PTO
	<b>Two Single Ovens, Two Compact Appliances, Two Warming Drawers, 1 Drawer</b>						
570	TOTSW143	1200	2150	560	N	£1,087.70	£1,214.23

Note: This unit is made up of two 600mm cabinets.



## FEATURE GLAZED



	CODE	W	H	D		
<b>Feature Single Medium Wall Unit - 500</b>						
Black metal frame with black glass	FWM50A	500	720	300	Y	£420
Satin brown frame with bronze tinted glass	FWM50B	500	720	300	Y	£359
Black metal frame with fluted clear glass	FWM50C	500	720	300	Y	£441
<b>Feature Single Medium Wall Unit - 600</b>						
Black metal frame with black glass	FWM60A	600	720	300	Y	£450
Satin brown frame with bronze tinted glass	FWM60B	600	720	300	Y	£386
Black metal frame with fluted clear glass	FWM60C	600	720	300	Y	£474
<b>Feature Single Tall Wall Unit - 500</b>						
Black metal frame with black glass	FWT50A	500	900	300	Y	£458
Satin brown frame with bronze tinted glass	FWT50B	500	900	300	Y	£406
Black metal frame with fluted clear glass	FWT50C	500	900	300	Y	£483
<b>Feature Single Tall Wall Unit - 600</b>						
Black metal frame with black glass	FWT60A	600	900	300	Y	£491
Satin brown frame with bronze tinted glass	FWT60B	600	900	300	Y	£437
Black metal frame with fluted clear glass	FWT60C	600	900	300	Y	£520
<b>Feature Double Medium Wall Unit</b>						
Black metal frame with black glass	FWM100A	1000	720	300	N	£745
Satin brown frame with bronze tinted glass	FWM100B	1000	720	300	N	£624
Black metal frame with fluted clear glass	FWM100C	1000	720	300	N	£787
<b>Feature Double Tall Wall Unit</b>						
Black metal frame with black glass	FWT100A	1000	900	300	N	£804
Satin brown frame with bronze tinted glass	FWT100B	1000	900	300	N	£700
Black metal frame with fluted clear glass	FWT100C	1000	900	300	N	£854



## MONACO PRICE BAND 1 AND 2

CODE	W	H	D		PRICE BAND 1	PRICE BAND 2
<b>Cornice and Lighting Pelmet</b>						



C30	2800	18	70	Modern Cornice Pelmet	£17.91	£69.62
-----	------	----	----	-----------------------	--------	--------

<b>Plinth</b>						
---------------	--	--	--	--	--	--



P30	2800	150	18	Plinth	£27.88	£83.82
-----	------	-----	----	--------	--------	--------

<b>End Panels</b>						
-------------------	--	--	--	--	--	--



EP25	650	2400	18	End Panel	£87.91	£182.97
BEP900/18	650	900	18	Base End Panel	£33.79	£72.09
WEP780/18	370	780	18	Wall End Panel	£20.32	£51.44
WEP960/18	370	960	18	Wall End Panel	£23.74	£57.32
EP2400/900	2400	900	18	Breakfast Bar End Panel	£114.68	£388.91
BBEP1200	1200	685	18	Breakfast Bar End Panel	£52.24	£132.35



<b>Corner and Feature Posts</b>						
---------------------------------	--	--	--	--	--	--



CP30	70	715	18	Corner Post	£10.50	£34.41
CP30B	70	685	18	Corner Post, Handleless	£9.65	£53.32
CP30TW	70	895	18	Tall Wall Internal Corner Post	■	£127.97

## LINWOOD



CODE	W	H	D		STOCKED	PTO
<b>Cornice and Lighting Pelmet</b>						
C30	3050	90	102	Cornice	£69.62	£107.06
L30	3505	50	28	Lighting Pelmet - Used As Cornice In Some Ranges (L30)	£33.24	£61.56



<b>Plinth</b>						
P30	3050	150	28	Plinth (P30)	£83.82	£111.65














<b>Corner and Feature Posts</b>						
CP30	70	715	18	Corner Post	£34.41	£103.06
CP30TW	70	895	18	Tall Wall Internal Corner Post	£127.97	£66.15
TFEP2400	75	2400	50	Tall Feature End Post	£77.97	£118.06



<b>End Panels</b>						
BEP900/18	650	900	18	Base End Panel	£72.09	£134.79
WEP774/18	370	774	18	Wall End Panel	£34.88	£100.12
WEP954/18	370	954	18	Tall Wall End Panel	£45.62	£110.41
EP25	650	2400	18	Plain End Panel Finished Face	£182.97	£256.06
EP2400/900	2400	900	18	Breakfast Bar End Panel	£388.91	£457.92

↑ Indicates grain direction

## STANHOPE

	CODE	W	H	D	DESCRIPTION	STANHOPE
<b>Cornice and Lighting Pelmet</b>						
	C30	3050	45		Cornice, 3050x45mm	£69.62
	L30	3050	57		Lighting pelmet, 3050x57mm	£33.24
<b>Plinth</b>						
	P30	3050	150		Plinth	£83.82
<b>Rail</b>						
	MR30	3050	36	55	Multi-purpose rail, 3050x55x36mm	£51.59
	RR30	80	3050	80	Radius rail, 3050x80x34mm	£71.68
	RCP120	120	45	120	Radius Corner Piece 120x120xmm	£46.65
<b>Corner Post</b>						
	CP70X30	30	720	30	Corner post, 720x30x30mm	£33.06
<b>Pilaster</b>						
	BPI900	93	900	46	Barrel Pilaster, 900x93x46mm	£95.97
	BPI1250	93	1250	46	Barrel Pilaster, 1250x93x46mm	£113.18
	FPI900	100	900	18	Fluted Pilaster, 900x100x18mm	£36.56
	FPI1250	100	1250	18	Fluted Pilaster, 1250x100x18mm	£43.53
	FPI2540	100	2540	18	Fluted Pilaster, 2540x100x18mm	£66.21
	MPI900	100	900	18	Modern Pilaster, 900x100x18mm	£20.88
	MPI1250	100	1250	18	Modern Pilaster, 1250x100x18mm	£24.35
	MPI2540	100	2540	18	Modern Pilaster, 2540x100x18mm	£38.32
<b>Edging</b>						
	ET1	50000	22		Pre-glued edging tape, 50mx22mm	£29.74

↑ Indicates grain direction

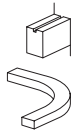
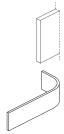
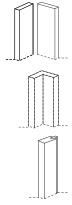
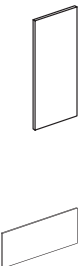

CODE	W	H	D	DESCRIPTION	STANHOPE
<b>End Panel</b>					
BEP900/18	650	900	18	Base end panel 900x650x18mm	£72.09
WEP780/18	370	780	18	Wall end panel 780x370x18mm	£51.44
WEP960/18	370	960	18	Wall end panel 960x370x18mm	£57.32
EP25	650	2400	18	End panel 2400x650x18mm	£182.97
EP2400/900	2400	900	18	Breakfast Bar End panel 2400x900x18mm	£388.91
SEP720LH	330	1050	18	Scroll End Panel, plain, 1050x330mm for 720 cabinet, left hand*	£42.24
SEP720RH	330	1050	18	Scroll End Panel, plain, 1050x330mm for 720 cabinet, right hand*	£42.24
SEP900LH	330	1230	18	Scroll End Panel, plain, 1230x330mm for 900 cabinet, left hand*	£49.47
SEP900RH	330	1230	18	Scroll End Panel, plain, 1230x330mm for 900 cabinet, right hand*	£49.47

<b>T&amp;G End Panel</b>					
GP24	650	2400	18	T&G End panel 2400x650x18mm	■
SGP720LH	330	1050	18	Scroll End Panel, T&G, 1050x330mm for 720 cabinet, left hand*	£42.24
SGP720RH	330	1050	18	Scroll End Panel, T&G, 1050x330mm for 720 cabinet, right hand*	£42.24
SGP900LH	330	1230	18	Scroll End Panel, T&G, 1230x330mm for 900 cabinet, left hand*	£49.47
SGP900RH	330	1230	18	Scroll End Panel, T&G, 1230x330mm for 900 cabinet, right hand*	£49.47



## VERONA MATT &amp; GLOSS | PAINT-TO-ORDER

Matt only

	CODE	W	H	D	DESCRIPTION	STOCKED	PTO
<b>Cornice and Lighting Pelmet</b>							
	C30	3050	50	28	Cornice (C30)	£69.62	£194.12
	CCS300SD	300	50	300	Curved Cornice For 300mm Curved Door Unit Unhanded	£74.41	£170.00
<b>Plinth</b>							
	P30	3050	150	16	1 x 3000mm Plinth (P30)	£83.82	£241.88
	CP5560SD	530	150	300	Curved Plinth Section For Small Curved Door5 30 x 150 x 16mm (CP5560SD)	£162.91	£228.32
<b>Corner and Feature Posts</b>							
	CP30	70	715	18	70mm Corner Post (CP30)	£34.41	£162.91
	CP30TW	70	895	70	1 x 895 x 70 x 70mm Tall Wall Internal Corner Post ** (CP30TW)	£127.97	£271.50
	FP3000	100	3000	50	1 x 3000 x 100 x 49.5mm Appliance/ Larder Feature End Post (FP3000)	£211.09	£303.12
<b>End Panels</b>							
	BEP900/18	650	900	18	1 x Base End Panel (BEP900/18)	£72.09	£289.15
	WEP780/18	370	780	18	1 x 780 x 370 x 18mm Wall End Panel With Square Edges (WEP780/18)	£51.44	£145.50
	WEP960/18	370	960	18	1 x 960 x 370 x 18mm Tall Wall End Panel With Square Edges (WEP960/18)	£57.32	£179.15
	EP25	650	2400	18	1 x 2400mm Plain End Panel Finished Face (EP25)	£182.97	£771.18
	EP2400/900	2400	900	18	1 x 2400 x 900 x 18mm Breakfast Bar End Panel (EP2400/900)	£388.91	£1,067.74


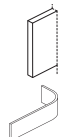
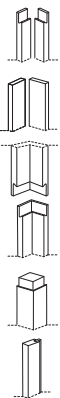
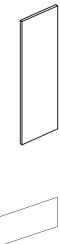
↑ Indicates grain direction

## HEREFORD STOCKED | PAINT-TO-ORDER

	CODE	W	H	D	DESCRIPTION	STOCKED	PTO
<b>Cornice and Lighting Pelmet</b>							
	L30	3050	50	28	1 x 3050mm Lighting Pelmet - Used As Cornice In Some Ranges (L30)	£86.00	£61.56
	C30	3050	90	102	1 x 3050mm Cornice (C30)	£59.41	£107.06
	CCS300	350	90	350	1 x Curved Cornice 337mm (CCS300)	£239.29	£300.67
	CLS300	350	50	350	1 x Curved Light Pelmet For 300mm Wall (CLS300)	£103.53	£108.91
<b>Plinth</b>							
	P30	3000	150	16	1 x 3000mm Plinth (P30)	£83.82	£111.65
	CPS560	3000	150	16	1 x Curved Plinth Section For 560mm Curved Base Unit (CPS560)	£103.53	£108.91
<b>Feature profile</b>							
	FP1500	36	1500	22	1 x 1500mm Frame Profile (FP1500)	£51.18	£44.91
<b>Corner and Feature Posts</b>							
	CP30	70	715	22	1 x 70mm Corner Post (CP30)	£67.06	£103.06
	CP30TW	70	895	70	1 x 895 x 70 x 70mm Tall Wall Internal Corner Post (CP30TW)	£98.62	£66.15
	TFEP2400	75	2400	50	1 x 2400 x 75 x 50mm Tall Feature End Post (TFEP2400)	£115.21	£118.06
<b>End Panels</b>							
	BEP900/18	610	900	18	1 x Base End Panel (BEP900/18)	£106.09	£134.79
	WEP774/18	370	774	18	1 x 774 x 370 x 18mm Wall End Panel (WEP774/18)	£59.91	£100.12
	WEP954/18	370	954	18	1 x 954 x 370 x 18mm Tall Wall End Panel (WEP954/18)	£73.21	£110.41
	EP25	610	2400	18	1 x 2400mm Plain End Panel Finished Face (EP25)	£298.26	£256.06
	EP25/650	650	2400	18	1 x 2400 x 650 x 18mm End Panel (EP25/650)	£228.03	£270.62
	EP2400/900	2400	900	18	1 x 2400 x 900 x 18mm Breakfast Bar End Panel (EP2400/900)	£438.44	£457.92
<b>T&amp;G End Panels</b>							
	GP24	610	2400	18	1 x 2400mm T&G End Panel Finished Face (GP24)	£409.03	£398.62
<b>Timber Accessories</b>							
	BR12	1200	58	20	1 x Bottle Rack (BR12)	£106.85	£127.06
	PR12	1200	336	20	1 x Plate Rack (PR12)	£172.68	£221.50

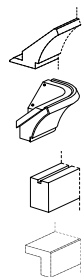
## LAMORNA MATT &amp; GLOSS | PAINT-TO-ORDER

Matt only

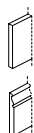
	CODE	W	H	D	DESCRIPTION	STOCKED	PTO
	Cornice and Lighting Pelmet						
	C30	3050	50	28	1 x 3050mm Cornice (C30)	£118.32	£194.12
	CCS300SD	300	50	300	1 x Curved Cornice For 300mm Curved Door Unit, Unhanded (CCS300SD)	£74.41	£170.00
	Plinth						
	P30	3050	150	16	1 x 3000mm Plinth (P30)	£83.82	£241.88
	CPS560SD	530	150	16	1 x Curved Plinth Section For Small Curved Door 530 x 150 x 16mm (CPS560SD)	£241.88	£228.32
	Corner and Feature Posts						
	CP30	70	715	22	1 x 70mm Corner Post (CP30)	£67.06	£162.91
	SCP30	70	715	22	1 x 70mm Corner Post - Slab Without Handle Profile (SCP30)	£50.91	£138.21
	WCP	26	715	26	1 x 715 x 26 x 26mm Corner Post Wall Pre Assembled (WCP)	£141.35	£213.85
	BCP	70	715	70	1 x 715 x 70 x 70mm Corner Post Base Pre Assembled (BCP)	£181.88	£239.71
	ECp900	75	900	75	1 x 900 x 75 x 75mm External Corner Post (ECp900)	£148.44	£312.94
	FP3000	100	3000	50	1 x 3000 x 100 x 49.5mm Appliance/ Larder Feature End Post (FP3000)	£211.09	£303.12
	End Panels						
	BEP900/18	650	900	18	1 x Base End Panel (BEP900/18)	£106.09	£289.15
	WEP780/18	370	780	18	1 x 780 x 370 x 18mm Wall End Panel With Square Edges (WEP780/18)	£71.50	£145.50
	WEP960/18	370	960	18	1 x 960 x 370 x 18mm Tall Wall End Panel With Square Edges (WEP960/18)	£84.59	£179.15
	EP25	650	2400	18	1 x 2400mm Plain End Panel Finished Face (EP25)	£298.26	£771.18
	EP2400X22	650	2400	22	1 x 2400 x 22mm Panel Finished Reverse (EP2400X22)	£234.79	£749.32
	EP2400/900	2400	900	18	1 x 2400 x 900 x 18mm Breakfast Bar End Panel (EP2400/900)	£438.44	£1,067.74



## HARTLAND



CODE	W	H	D	DESCRIPTION	STOCKED	PTO
<b>Cornice and Lighting Pelmet</b>						
C30	3050	90	115	1 x 3050mm Cornice (C30)	£118.32	£136.29
CBL	119	169	93	1 x Cornice Corner Block LH (CBL)	£103.41	£183.71
CBR	119	169	93	1 x Cornice Corner Block RH (CBR)	£103.41	£183.71
MC30	3050	50	28	1 x 3050 x 50 x 28mm Modern Cornice/Light Pelmet (MC30)	£59.41	£71.50
L30	3050	50	60	1 x 3050mm Lighting Pelmet - Used As Cornice In Some Ranges (L30)	£86.00	£90.32



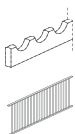
<b>Plinth</b>						
P30	3050	150	16	1 x 3000mm Plinth (P30)	£83.82	£107.15
MP30CL	3050	132	24	1 x 3050 x 132 x 24mm Moulded Plinth, Classic Style (MP30CL)	£118.79	£118.32



<b>Feature Profiles</b>						
BP2000	2000	28	74	1 x 2000mm Bullnose Profile (BP2000)	£54.44	£95.91
BCB	74	28	124	1 x Bullnose Profile Corner Block, Unhanded (BCB)	£38.03	£58.85
FP1500	36	1500	18	1 x 1500mm Frame Profile (FP1500)	£51.18	£62.35



<b>Corner and Feature Posts</b>						
CP30	70	715	18	1 x 70mm Corner Post (CP30)	£67.06	£93.41
TRFEP2400	100	2400	50	1 x 2400 x 100 x 50mm Tall Radius Feature End Post (TRFEP2400)	£114.62	£156.79
TSFEP2400	100	2400	50	1 x 2400 x 100 x 50mm Tall Square Feature End Post (TSFEP2400)	£113.65	£153.44



<b>Timber Accessories</b>						
BR12	1200	58	20	1 x Bottle Rack (BR12) Natural Oak	£106.85	£95.21
PR12	1200	336	20	1 x Plate Rack (PR12) Natural Oak	£172.68	£119.03

CODE	W	H	D	DESCRIPTION	STOCKED	PTO
<b>End Panels</b>						
BEP900/18	650	900	18	1 x Base End Panel (BEP900/18)	£106.09	£136.09
WEP774/18	370	774	18	1 x 774 x 370 x 18mm Wall End Panel (WEP774/18)	£59.91	£104.74
WEP954/18	370	954	18	1 x 954 x 370 x 18mm Tall Wall End Panel (WEP954/18)	£73.21	£110.00
EP25	650	2400	18	1 x 2400mm Plain End Panel Finished Face (EP25)	£298.26	£262.53
EP2400X28	650	2400	28	1 x 2400 x 28mm Panel Finished Reverse (EP2400X28)	£418.06	£500.21
EP2400/900	2400	900	18	1 x 2400 x 900 x 18mm Breakfast Bar End Panel (EP2400/900)	£438.44	£462.04






<b>T&amp;G End Panels</b>						
GP24	650	2400	18	1 x 2400mm T&G End Panel Finished Face (GP24)	£409.03	£431.38
GP2400/900	2400	900	18	1 x 900 x 2400 x 18mm Breakfast Bar Back Panel, T&G/Plain (GP2400/900)	£581.56	£617.79

<b>Mantel &amp; Shelving Accessories</b>						
CORBEL	115	175	155	1 x Corbel (CORBEL)	£89.09	£196.97
CORBP	300	700	18	1 x Corbel Back Panel (CORBP)	£52.47	£125.85
MTP1500	250	1500	18	1 x 1500 x 250mm Mantel Top Panel (MTP1500)	£101.88	£593.24
FS24	325	2400	28	1 x 2400 x 325 x 28mm Flying Shelf (FS24)	£240.76	£215.59
CLCORBEL	168	188	45	1 x 188 x 168 x 45mm Shelf Corbel, Classic Style, painted (CLCORBEL)	£129.15	£126.94
CTCORBEL	172	192	45	1 x 192 x 172 x 45mm Shelf Corbel, Contemporary Style, painted (CTCORBEL)	£117.97	£118.35
SSI37	190	137	50	1 x Shelf Support (SSI37)	£79.97	

<b>Edging</b>						
VE3	3000	32	0.8	1 x 3m x 32mm Veneer Edging Un-Glued (VE3)	£32.74	£37.91



## HAMILTON

CODE	W	H	D	DESCRIPTION	STOCKED	PTO
<b>Cornice and Lighting Pelmet</b>						
 MC30	3050	50	28	1 x 3050 x 50 x 28mm Modern Cornice/Light Pelmet (MC30)	£59.41	£71.50
 MCC300	345	28	345	1 x Curved Modern Cornice/light Pelmet For Small Curved Door, Un (MCC300)	£60.03	£65.00
 L30	3050	50	60	1 x 3050mm Lighting Pelmet - Used As Cornice In Some Ranges (L30)	£86.00	£90.32
 CLS300	345	50	345	1 x Curved Light Pelmet For 300mm Wall (CLS300)	£103.53	£110.79
 C30	3050	90	115	1 x 3050mm Cornice (C30)	£118.32	£136.29
 CCS300	345	90	345	1 x Curved Cornice 337mm (CCS300)	£239.29	£238.75
 CBL	119	93	169	1 x Cornice Corner Block LH (CBL)	£103.41	£183.71
 CBR	119	93	169	1 x Cornice Corner Block RH (CBR)	£103.41	£183.71
 CCB	87	93	87	1 x 90 x 20 x 20mm Cornice Radiussed Corner Block, Unhanded (CCB)	£66.26	£86.50
<b>Plinth</b>						
 P30	3050	150	16	1 x 3000mm Plinth (P30)	£83.82	£107.15
 CPS560	560	150	300	1 x Curved Plinth Section For 560mm Curved Base Unit (CPS560)	£119.74	£107.94
<b>Feature Profiles</b>						
 FP1500	36	1500	18	1 x 1500mm Frame Profile (FP1500)	£51.18	£62.35
 BP2000	2000	28	74	1 x 2000mm Bullnose Profile (BP2000)	£54.44	£95.91
 BCB	74	28	124	1 x Bullnose Profile Corner Block, Unhanded (BCB)	£38.03	£58.85
<b>Corner and Feature Posts</b>						
 CP30	70	715	18	1 x 70mm Corner Post (CP30)	£67.06	£93.41
 TRFEP2400	100	2400	50	1 x 2400 x 100 x 50mm Tall Radius Feature End Post (TRFEP2400)	£114.62	£156.79
 TSFEP2400	100	2400	50	1 x 2400 x 100 x 50mm Tall Square Feature End Post (TSFEP2400)	£113.65	£153.44
<b>Timber Accessories</b>						
 BR12	1200	58	20	1 x Bottle Rack (BR12) Natural Oak	£106.85	£95.21
 PR12	1200	336	20	1 x Plate Rack (PR12) Natural Oak	£172.68	£119.03

CODE	W	H	D	DESCRIPTION	STOCKED	PTO
<b>End Panels</b>						
BEP900/18	650	900	18	1 x Base End Panel (BEP900/18)	£106.09	£136.09
WEP774/18	370	774	18	1 x 774 x 370 x 18mm Wall End Panel (WEP774/18)	£59.91	£104.74
WEP954/18	370	954	18	1 x 954 x 370 x 18mm Tall Wall End Panel (WEP954/18)	£73.21	£110.00
EP25	650	2400	18	1 x 2400mm Plain End Panel Finished Face (EP25)	£298.26	£262.53
EP2400X28	650	2400	28	1 x 2400 x 28mm Panel Finished Reverse (EP2400X28)	£418.06	£500.21
EP2400/900	2400	900	18	1 x 2400 x 900 x 18mm Breakfast Bar End Panel (EP2400/900)	£438.44	£462.04













<b>Framed End Panels</b>						
FEP895X605	605	895	18	1 x 895 x 605 x 18mm Base Framed End Panel (FEP895X605)	£136.00	£173.74
FEP772X345	345	772	18	1 x 772 x 345 x 18mm Wall Framed End Panel (FEP772X345)	£72.47	£100.21
FEP952X345	345	952	18	1 x 952 x 345 x 18mm Tall Wall Framed End Panel (FEP952X345)	£86.88	£112.94
FEP1210X345	345	1210	18	1 x 1210 x 345 x 18mm Dresser Framed End Panel (FEP1210X345)	£107.53	£131.21
FEP2145X605L	345	2145	18	1 x 2145 x 605 x 18mm Appliance Framed End Panel LH (FEP2145X605L)	£357.97	£378.56
FEP2145X605R	345	2145	18	1 x 2145 x 605 x 18mm Appliance Framed End Panel RH (FEP2145X605R)	£357.97	£378.56

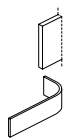
<b>T&amp;G End Panels</b>						
GP24	650	2400	18	1 x 2400mm T&G End Panel Finished Face (GP24)	£409.03	£431.38
GP2400/900	2400	900	18	1 x 900 x 2400 x 18mm Breakfast Bar Back Panel, T&G/Plain (GP2400/900)	£581.56	£617.79

<b>Mantel &amp; Shelving Accessories</b>						
CORBEL	115	175	155	1 x Corbel (CORBEL)	£89.09	£196.97
FS24	325	2400	28	1 x 2400 x 325 x 28mm Flying Shelf (FS24)	£240.76	£215.59
CORBP	300	700	18	1 x Corbel Back Panel (CORBP)	£52.47	£125.85
MTP1500	250	1500	18	1 x 1500 x 250mm Mantel Top Panel (MTP1500)	£101.88	£593.24
SSI37	50	175	137	1 x Shelf Support (SSI37)	£79.97	

<b>Edging</b>						
VE3	3000	32	0.8	1 x 3m x 32mm Veneer Edging Un-Glued (VE3)	£32.74	£37.91

## SORRENTO

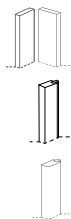
		CODE	W	H	D	DESCRIPTION	STOCKED	PTO
<div>Beaded</div> <div>     </div>	<div>Shaker</div> <div>     </div>	Cornice and Lighting Pelmet						
	L30	3050	50	28	1 x 3050mm Lighting Pelmet - Used As Cornice In Some Ranges (L30)		£61.56	£90.32
	CLS300	300	50	300	1 x Curved Light Pelmet For 300mm Wall (CLS300)		£108.91	£110.79
	C30	3030	108	70	1 x 3050mm Cornice (C30)		£107.06	£136.29
	CCS300	300	36.5	300	1 x Curved Cornice 337mm (CCS300)		£300.67	£238.75
	CBL	72	108	133	1 x Cornice Corner Block LH (CBL)		£132.65	£183.71
	CBR	72	108	133	1 x Cornice Corner Block RH (CBR)		£132.65	£183.71

**Plinth**

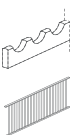
P30	3030	150	16	1 x 3000mm Plinth (P30)	£103.06	£93.41
CPS560	300	150	560	1 x Curved Plinth Section For 560mm Curved Base Unit (CPS560)	£101.35	£107.94

**Frame Profile**

FP1500	36	1500	20	1 x 1500mm Frame Profile (FP1500)	£44.91	£62.35
--------	----	------	----	-----------------------------------	--------	--------

**Corner and Feature Posts**

CP30	70	715	20	1 x 70mm Corner Post (CP30)	£103.06	£93.41
TSFEP2400	75	2400	50	1 x 2400 x 100 x 50mm Tall Square Feature End Post (TSFEP2400)	£135.88	£153.44
TRFEP2400	75	2400	50	1 x 2400 x 100 x 50mm Tall Radius Feature End Post (TRFEP2400)	£135.88	£156.79

**Timber Accessories**

BR12	1200	58	20	1 x Bottle Rack (BR12)	£127.06	£95.21
PR12	1200	336	20	1 x Plate Rack (PR12)	£221.50	£119.03

CODE	W	H	D	DESCRIPTION	STOCKED	PTO
<b>End Panels</b>						
BEP900/18	650	900	18	1 x Base End Panel (BEP900/18)	£134.79	£136.09
WEP774/18	370	774	18	1 x 774 x 370 x 18mm Wall End Panel (WEP774/18)	£100.12	£104.74
WEP954/18	371	954	18	1 x 954 x 370 x 18mm Tall Wall End Panel (WEP954/18)	£110.41	£110.00
EP25	650	2400	18	1 x 2400mm Plain End Panel Finished Face (EP25)	£256.06	£262.53
EP1200/900	1200	900	18	1 x 900 x 1200 x 18mm Breakfast Bar End Panel, (EP1200/900)	£211.29	£240.38
EP2400/900	2400	900	18	1 x 2400 x 900 x 18mm Breakfast Bar End Panel (EP2400/900)	£457.92	£462.04

<b>T&amp;G End Panels</b>						
BGP900/18	650	900	18	1 x 900 x 650 x 18mm End Panel, T&G (BGP900/18)	£102.44	£144.15
WGP774/18	370	774	18	1 x 774 x 370 x 18mm Wall End Panel T&G (WGP774/18)	£73.24	£110.79
WGP954/18	370	954	18	1 x 954 x 370 x 18mm Tall Wall End Panel T&G (WGP954/18)	£76.68	£116.15
GP24	650	2400	18	1 x 2400mm T&G End Panel Finished Face (GP24)	£398.62	£431.38

















<b>Edging</b>						
ET3	3000	22	0.8	1 x 3m x 22mm Un-glued Veneer Edging (ET3)	£21.97	£42.76











<b>Mantel &amp; Shelving Accessories</b>						
MTP1500	1500	250	20	1 x 1500 x 250mm Mantel Top Panel (MTP1500)		£593.24
MSP1355	300	1355	20	1 x 1355 x 300 x 20mm Mantel Side Panel (MSP1355)		£639.12
CORBEL	115	175	155	1 x Corbel (CORBEL)		£196.97
FS24	2400	28	325	1 x 2400 x 325 x 28mm Flying Shelf (FS24)		£215.59

↑ Indicates grain direction

Please note, certain accessory SKUs have different designs for Morning Beaded and Shaker.  
Where you see an accessory with an additional illustrations, this happens. Please double check you have specified the correct accessory.












## LAVADO RYE, NATURAL | PAINT-TO-ORDER

	CODE	W	H	D	DESCRIPTION	STOCKED	PTO
<b>Cornice and Lighting Pelmet</b>							
	C30	3030	36.5	130	1 x 3050mm Cornice (C30)	£136.29	£98.15
	CBL	37	135	180	1 x Cornice Corner Block LH (CBL)	£183.71	£110.29
	CBR	37	135	180	1 x Cornice Corner Block RH (CBR)	£183.71	£110.29
	CCS300	300	36.5	300	1 x Curved Cornice 337mm (CCS300)	£238.75	£124.50
	L30	3030	50	28	1 x 3050mm Lighting Pelmet - Used As Cornice In Some Ranges (L30)	£90.32	£63.94
	CLS300	300	50	300	1 x Curved Light Pelmet For 300mm Wall (CLS300)	£110.79	£63.74
<b>Plinth</b>							
	P30	3050	150	16	1 x 3000mm Plinth (P30)	£93.41	£93.41
	CPS560	300	150	560	1 x Curved Plinth Section For 560mm Curved Base Unit (CPS560)	£107.94	£97.47
<b>Feature Profile</b>							
	BCB	74	28	124	1 x Bullnose Profile Corner Block, Unhanded (BCB)	£58.85	£66.97
	BP2000	2000	28	74	1 x 2000mm Bullnose Profile (BP2000)	£95.91	£101.68
	FP1500	36	1500	20	1 x 1500mm Frame Profile (FP1500)	£62.35	£48.85
<b>Corner and Feature Posts</b>							
	BFEP890	50	890	100	1 x 890 x 100 x 50mm Base Radius Feature End (BFEP890)	£144.38	£147.68
	DFEP1210	50	1210	100	1 x 1210 x 100 x 50mm Dresser Radius Feature End Panel Pack (DFEP1210)	£194.15	£198.35
	TFEP2120	50	2120	100	1 x 2120 x 100 x 50mm Tall Radius Feature End Panel Pack (TFEP2120)	£327.40	£350.38
	FP890	50	890	85	1 x Floor Pilaster (FP890)	£137.35	£149.32
	CP30	70	715	20	1 x 70mm Corner Post (CP30)	£93.41	£93.41

	CODE	W	H	D	DESCRIPTION	STOCKED	PTO
	<b>End Panels</b>						
	BEP900/18	650	900	18	1 x Base End Panel (BEP900/18)	£136.09	£135.79
	EP25	650	2400	18	1 x 2400mm Plain End Panel Finished Face (EP25)	£262.53	£222.03
	EP2400X28	650	2400	28	1 x 2400 x 28mm Panel Finished Reverse (EP2400X28)	£500.21	£293.15
	WEP774/18	370	774	18	1 x 774 x 370 x 18mm Wall End Panel (WEP774/18)	£104.74	£104.74
	WEP954/18	370	954	18	1 x 954 x 370 x 18mm Tall Wall End Panel (WEP954/18)	£110.00	£110.00
	EP1200/900	1200	900	18	1 x 900 x 1200 x 18mm Breakfast Bar End Panel, (EP1200/900)	£240.38	£240.38
	EP2400/900	2400	900	18	1 x 2400 x 900 x 18mm Breakfast Bar End Panel (EP2400/900)	£462.04	£311.50
	<b>T&amp;G End Panels</b>						
	BGP900/18	650	900	18	1 x 900 x 650 x 18mm End Panel, T&G (BGP900/18)	£144.15	£144.15
	GP24	650	2400	18	1 x 2400mm T&G End Panel Finished Face (GP24)	£431.38	£245.50
	WGP774/18	370	774	18	1 x 774 x 370 x 18mm Wall End Panel T&G (WGP774/18)	£110.79	£110.79
	WGP954/18	370	954	18	1 x 954 x 370 x 18mm Tall Wall End Panel T&G (WGP954/18)	£116.15	£116.15
	<b>Mantel kits</b>						
	CORBEL	115	175	155	1 x Corbel (CORBEL)	£196.97	£196.97
	CORBP	300	700	20	1 x Corbel Back Panel (CORBP)	£125.85	£142.03
	FS24	2400	28	325	1 x 2400 x 325 x 28mm Flying Shelf (FS24)	£215.59	£215.59
	<b>Edging</b>						
	VE3	3000	32	0.8	1 x 3m x 32mm Veneer Edging Un-Glued (VE3)	£37.91	£42.56
	<b>Timber Accessories</b>						
	BR12	1200	58	20	1 x Bottle Rack (BR12) Natural Oak	£95.21	£114.41
	PR12	1200	336	20	1 x Plate Rack (PR12) Natural Oak	£119.03	£158.65
↑ Indicates grain direction							



## IMPERIA

	CODE	W	H	D	DESCRIPTION	ALPINA
	<b>Cornice and Lighting Pelmet</b>					
	C30	3050	50	18	1 x Modern Cornice/Light Pelmet, 3050 x 50 x 18mm (C30)	£194.12
	<b>Plinth</b>					
	P30	3505	150	18	1 x Plinth, 3050 x 150 x 18mm (P30)	£241.88
	<b>Corner and Feature Posts</b>					
	CP30	70	715	18	1 x Base/Wall Corner Post, 715 x 70 x 18mm (CP30)	£162.91
	TCP	70	900	18	1 x Tall Wall Corner Post, 900 x 70 x 18mm (TCP)	£38.21
	ECP685	46	685	46	1 x External Corner Post, 685 x 46 x 46mm (ECP685)	£152.47
	CP30B	70	685	18	1 x Internal Base Corner Post, 685 x 70 x 18mm (CP30B)	£150.59
	FP2400	50	2400	100	1 x Appliance/Larder Feature End Post, 2400 x 100 x 50mm (FP2400)	£520.56
	<b>End Panels</b>					
	BEP900/18	650	900	18	1 x Base End Panel, 900 x 650 x 18mm (BEP900/18)	£289.15
	WEP780/18	370	780	18	1 x Wall End Panel, 780 x 370 x 18mm (WEP780/18)	£145.50
	WEP960/18	370	960	18	1 x Tall Wall End Panel With Square Edges 960 x 370 x 18mm (WEP960/18)	£179.15
	EP25	650	2400	18	1 x End Panel With Square Edges, 2400 x 650 x 18mm (EP25)	£771.18
	EP2400/900	2400	900	18	1 x Breakfast Bar End Panel, 2400 x 900 x 18mm (EP2400/900)	£1,067.74
	BBEP1200	1200	685	18	1 x Breakfast Bar End Panel, 685 x 1200 x 18mm, (BBEP1200)	£432.85
	<b>Edging tape</b>					
	VE3	3000	32	0.8	1 x Veneer Edging, 3000 x 32 x 0.8mm (VE3)	£45.26



**HANDLELESS**

# HANDLELESS CONTENTS

<b>Handleless Price Bands</b>	<b>101</b>
<b>Handleless matrix</b>	<b>102</b>
<b>Handleless rail profiles</b>	<b>106-107</b>

## PRICING

---

### BASE UNITS. .... 108-116

Highline base unit. ....	108-110
Drawerline base unit. ....	110-111
Drawer packs. ....	111
Hob base unit. ....	112
Sink base unit. ....	113
Shallow base unit. ....	114-115
Narrow base unit. ....	115
Appliance base unit. ....	115-116

### WALL UNITS .....116-123

Standard height wall unit. ....	116-118
Tall wall unit. ....	118-119
Low wall unit. ....	120
Notrelle only. Standard height wall unit. ....	120-121
Notrelle only. Tall wall unit. ....	121-123

### LARDER UNITS ..... 123-130

Standard height larder unit. ....	123-125
Tall height larder unit. ....	126-127
Studio height larder unit. ....	127
Notrelle only. Standard height larder unit. ....	127-128
Standard height fridge freezer unit. ....	129
Tall height fridge freezer unit. ....	130
Studio height fridge freezer units. ....	130

### APPLIANCE HOUSING..... 131-142

Standard height appliance housing. ....	131-137
Tall height appliance housing. ....	137-141
Studio height appliance unit. ....	141-142

### FEATURE UNITS.....143

#### HARTLAND ONLY APPLIANCE HOUSING

Standard height appliance housing. ....	144
Tall height appliance housing. ....	145-147

### FEATURE GLAZED.....148

### ACCESSORIES ..... 149-162

Monaco Price Band 1 and 2. ....	149
Stanhope. ....	150-151
Verona. ....	152-153
Notrelle. ....	154-155
Hartland. ....	158-160
Imperia. ....	162

Price Bands for stocked, made-to-measure and paint-to-order				
1	2	3	4	5
 Monaco	 Monaco	 Notrelle	 Notrelle	 Imperia
	 Stanhope X7 variations	 Hartland	 Verona Matt/Gloss	 Verona Matt
			 Hartland	

For more information on individual door ranges please go to  
**Section 1 - Introduction: Door Range Overview**

Handleless Drawer Box option

→ STANDARD	↑ CHOICE TO UPGRADE TO
Tandem	Legrabox

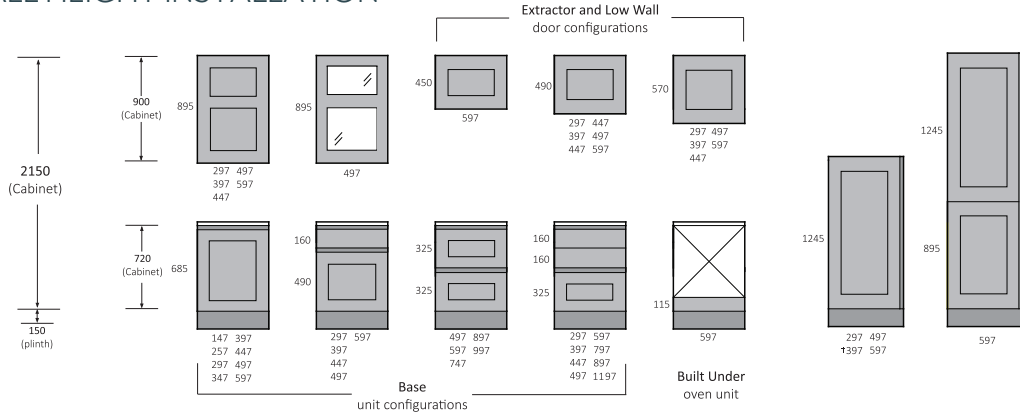




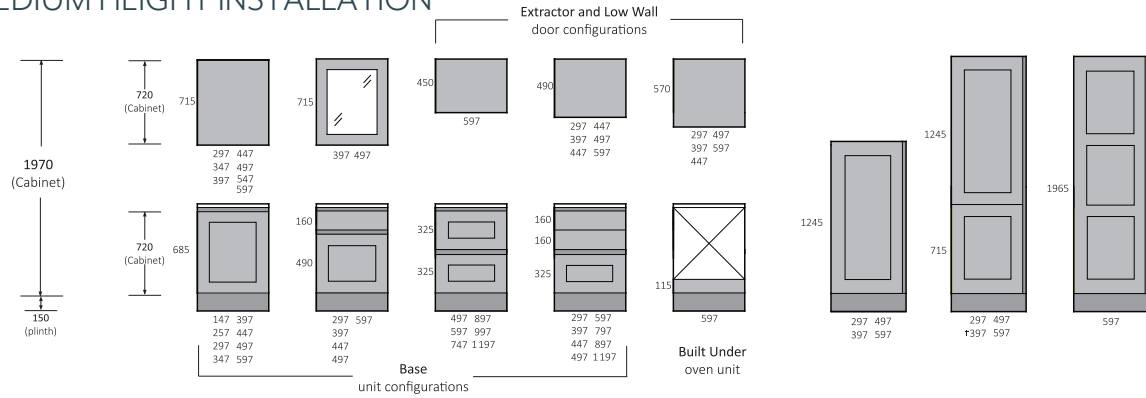
# HARTLAND HANDLELESS MATRIX

This matrix can be referred to when planning Hartland handleless.

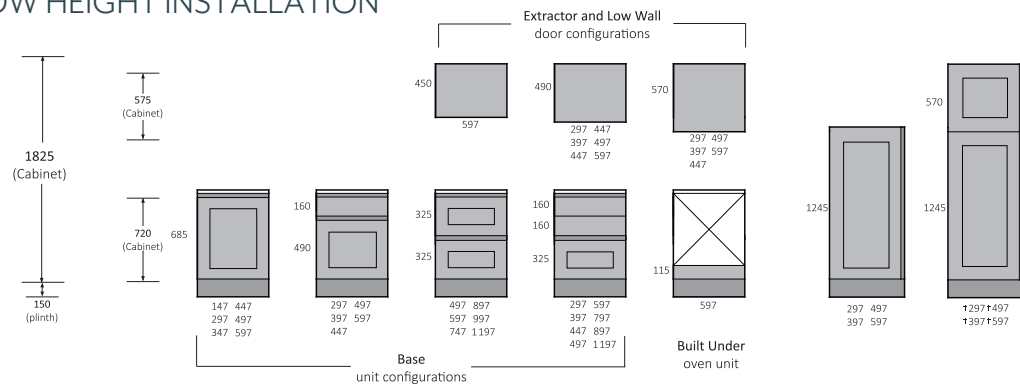
## TALL HEIGHT INSTALLATION



## MEDIUM HEIGHT INSTALLATION




## LOW HEIGHT INSTALLATION



## APPLIANCE HOUSING DOORS - ELLERTON

Notrelle doors include doors with vertical handle profiles for use in appliance and larger applications,

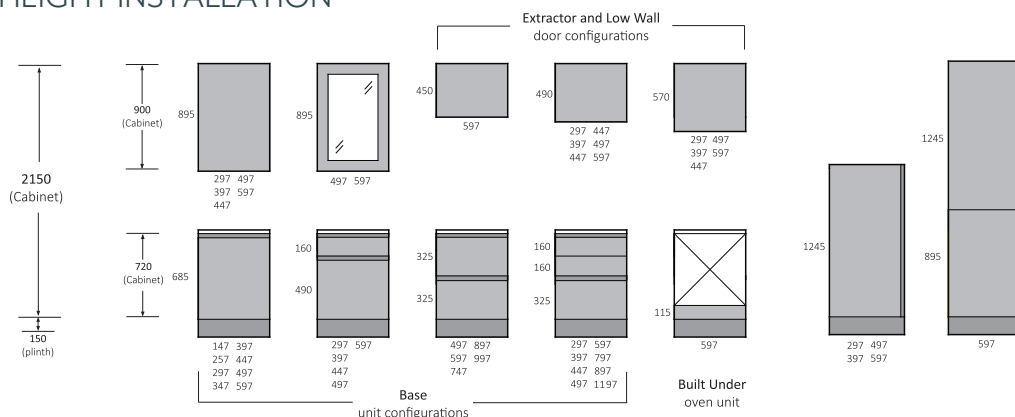




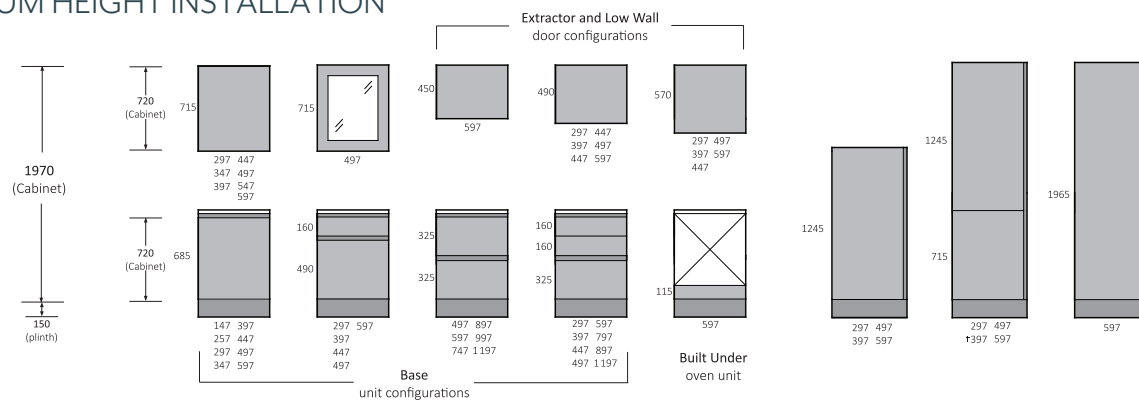
# VERONA HANDLELESS MATRIX

This matrix can be referred to when planning Verona handleless.

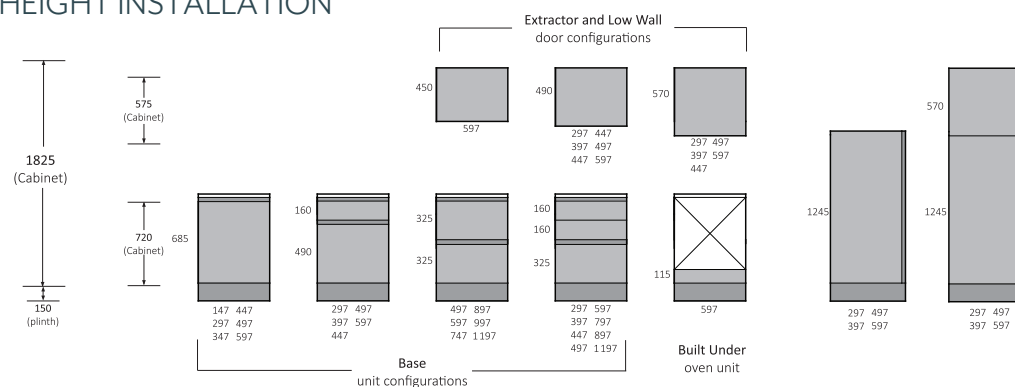
## TALL HEIGHT INSTALLATION



## MEDIUM HEIGHT INSTALLATION



## LOW HEIGHT INSTALLATION



These visual matrixes show you all the possible furniture configurations our frontal ranges offer. When developing our catalogue we have picked the most consistently used cabinet combinations, so not all of these will be available. Should there be something additional you require from our matrix, or have designed yourself, please speak to our sales team about our bespoke service.

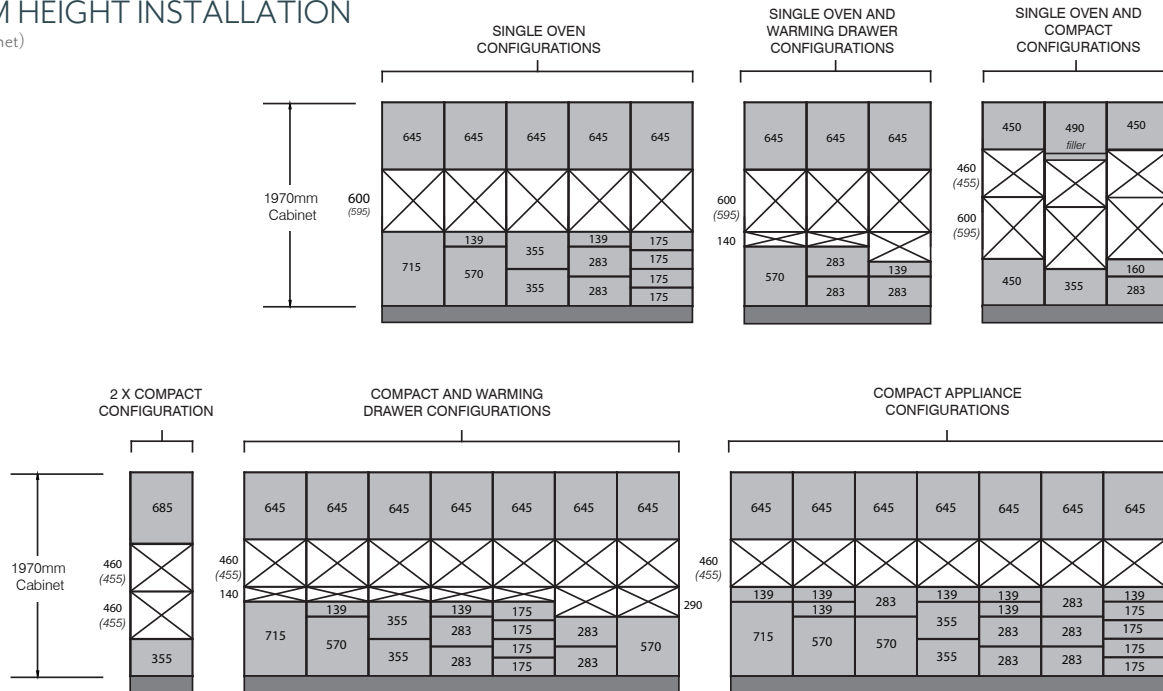


# VERONA AND HARTLAND HANDLELESS APPLIANCE COMBINATIONS

This matrix can be referred to when planning Hartland handleless.

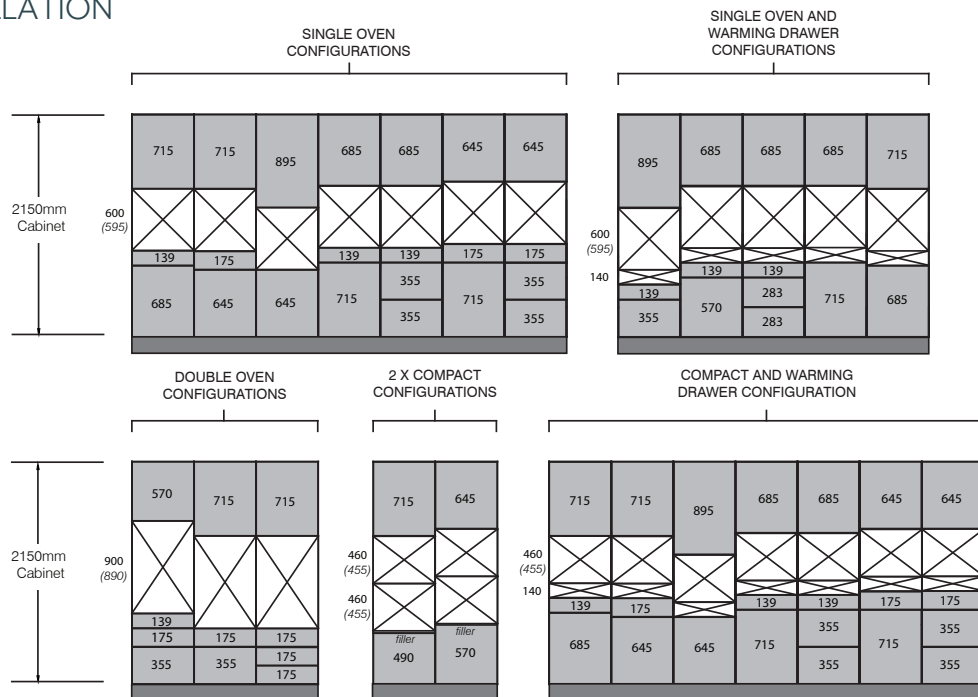
## MEDIUM HEIGHT INSTALLATION

(1970mm Cabinet)



## TALL HEIGHT INSTALLATION

(2150mm Cabinet)



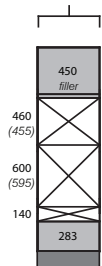


Please use this document as a one page guide to understand the product availability in the Verona and Hartland ranges, when planning built in appliance housings in handleless design.

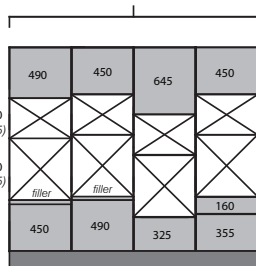
The majority of these configurations eradicate the need for fillers and are based on the industry standard; aligning with the majority of appliance brands. The sizes in the matrix below are inclusive of sizes available in Verona and Hartland from the lay-on ranges, to offer a wider breath of options.

Aperture sizes are shown adjacent to the appliance type, with the actual appliance size shown beneath, in *italics*.

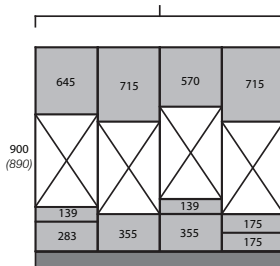
SINGLE OVEN, COMPACT  
AND WARMING DRAWER  
CONFIGURATIONS



SINGLE OVEN AND  
MICROWAVE  
CONFIGURATIONS

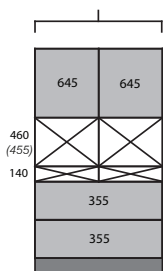


DOUBLE OVEN  
CONFIGURATIONS

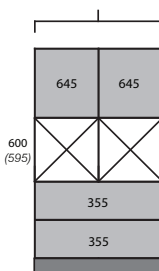


**Hartland has  
additional options for  
appliance configurations  
and pricing  
See page 146**

COMPACT AND  
WARMING DRAWER  
CONFIGURATION

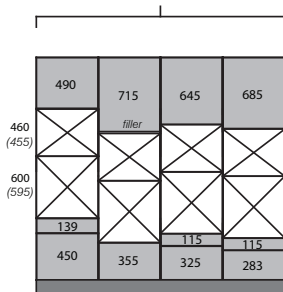


SINGLE OVEN  
CONFIGURATION

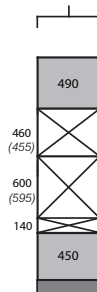


↑ Note: These units are made ↑  
up of two 600mm cabinets.

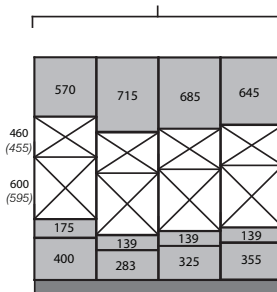
SINGLE OVEN AND  
COMPACT  
CONFIGURATIONS



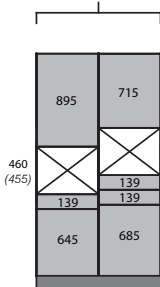
SINGLE OVEN, COMPACT  
AND WARMING DRAWER  
CONFIGURATIONS



SINGLE OVEN AND  
MICROWAVE  
CONFIGURATIONS



COMPACT AND APPLIANCE  
CONFIGURATIONS



These visual matrixes show you all the possible furniture configurations our frontal ranges offer. When developing our catalogue we have picked the most consistently used cabinet combinations, so not all of these will be available. Should there be something additional you require from our matrix, or have designed yourself, please speak to our sales team about our bespoke service.

# HANDLELESS RAIL PROFILES

## Compatible door ranges

Dedicated handleless rail door sizes and accessories in 2 stocked door families (18 ranges) as well as 3 made-to-measure door collections.



True Handleless Rail collection for use with 5 compatible door ranges. With over 30 products available in a choice of 5 trend colours, our Handleless Rail solutions help create a contemporary linear aesthetic to both modern and classic kitchen designs.



## TOP PROFILES FOR BASE UNITS

A

Top rail profile for base doors, 4100x56.5x27.2mm

Finish	Code	Price
Aluminium	GPT4100	£62.74
White	GPT4100MW	£66.65
Graphite	GPT4100MG	£66.65
Brushed Brass	GPT4100B	£88.15
Brushed Copper	GPT4100C	£88.15

B

Top rail external corner joint, 90 degree, 56.5x27.5x27.5mm

Finish	Code	Price
Aluminium	GPTEXgo	£38.03
White	GPTEXgoMW	£38.03
Graphite	GPTEXgoMG	£38.03
Brushed Brass	GPTEXgoB	£38.74
Brushed Copper	GPTEXgoC	£38.74

C

Top rail internal corner joint, 90 degree, 56.5x28.3x28.3mm

Finish	Code	Price
Aluminium	GPTINgo	£38.03
White	GPTINgoMW	£38.03
Graphite	GPTINgoMG	£38.03
Brushed Brass	GPTINgoB	£37.94
Brushed Copper	GPTINgoC	£37.94

D

End caps for top profiles, pair, 1 left & 1 right hand, 56.5x27.5mm

Finish	Code	Price
Aluminium	GPTEND	£38.03
White	GPTENDMW	£43.79
Graphite	GPTENDMG	£43.79
Brushed Brass	GPTENDB	£43.68
Brushed Copper	GPTENDC	£43.68

Mid joint section for top profile, 56.5x8x28.5mm



Finish	Code	Price
Aluminium	GPTJOINT	£45.56
White	GPTJOINTMW	£45.56
Graphite	GPTJOINTMG	£45.56
Brushed Brass	GPTJOINTB	£45.47
Brushed Copper	GPTJOINTC	£45.47

Securing brackets for top and mid rails, pack of 2, minimum order quantity of 25

Finish	Code	Price
Plastic	GPFIXING	£2.15

## MID PROFILES FOR BASE UNITS

E Mid profile for drawers, 4100x73x26mm



Finish	Code	Price
Aluminium	GPM4100	£77.09
White	GPM4100MW	£80.88
Graphite	GPM4100MG	£80.88
Brushed Brass	GPM4100B	£102.12
Brushed Copper	GPM4100C	£102.12
New size for Aluminium only 1200x73x26mm	GPM1200	£68.59

F Mid rail external, corner joint, 90 degree, 73x27.5x27.5mm




Finish	Code	Price
Aluminium	GPMEX90	£65.38
White	GPMEX90MW	£65.38
Graphite	GPMEX90MG	£65.38
Brushed Brass	GPMEX90B	£65.26
Brushed Copper	GPMEX90C	£65.26

G Mid rail internal corner joint, 90 degree, 73x28.3x28.3mm



Finish	Code	Price
Aluminium	GPMIN90	£65.38
White	GPMIN90MW	£65.38
Graphite	GPMIN90MG	£65.38
Brushed Brass	GPMIN90B	£65.26
Brushed Copper	GPMIN90C	£65.26

H End caps for Mid profiles, pair, 1 left &amp; 1 right hand, 73x27.5mm



Finish	Code	Price
Aluminium	GPMEEND	£44.50
White	GPMEENDMW	£44.59
Graphite	GPMEENDMG	£44.50
Brushed Brass	GPMEENDB	£44.41
Brushed Copper	GPMEENDC	£44.41

I Drawer line dishwasher frame, 590x645mm



Finish	Code	Price
Stainless steel substrate	GPDDWF	£147.53

## VERTICAL PROFILES FOR TALL UNITS

J Vertical profile (Intermediate) 4200x71.6x41mm, trim to size



Finish	Code	Price
Aluminium	GPV4200MID	£115.79
White	GPV4200MIDMW	£122.97
Graphite	GPV4200MIDMG	£122.97
Brushed Brass	GPV4200MIDB	£139.26
Brushed Copper	GPV4200MIDC	£139.26
New size for Aluminium only 1970x71.6x41mm	GPV1970MID	£155.62

K Vertical profile (lateral) 4200x53.3x41mm, trim to size



Finish	Code	Price
Aluminium	GPV4200END	£103.74
White	GPV4200ENDMW	£110.41
Graphite	GPV4200ENDMG	£111.44
Brushed Brass	GPV4200ENDB	£117.18
Brushed Copper	GPV4200ENDC	£117.18
New size for Aluminium only 1970x53.3x41mm	GPV1970END	£141.21

L Plug/filler for appliance fittings, 580x16x42mm



Finish	Code	Price
Aluminium	GPVAPPFILL	£30.26
White	GPVAPPFILLMW	£61.97
Graphite	GPVAPPFILLMG	£61.97
Brushed Brass	GPVAPPFILLB	£61.88
Brushed Copper	GPVAPPFILLC	£61.88

## ACCENT PLINTHS

Accent plinth, 150x3000x12mm			90 degree corner joint		Straight plinth joint	
Finish	Code	Price	Code	Price	Code	Price
Brushed Brass	BP30	£36.12	BSJC	£2.38	-	-
Brushed Copper	CP30	£36.12	CSJC	£2.38	-	-
Stainless Steel	SSP30	£36.18	SSJC90	£2.38	SSJC	£2.38

Multi-corner			135 degree corner	
Finish	Code	Price	Code	Price
Stainless Steel	SSMC	£776	SSJC135	£2.38

Curved plinth section use with the small curved door, 530x150x12mm			Right hand	
Left hand			Code	Price
Finish	Code	Price	Code	Price
Stainless Steel	SSCPS560SDL	£28.65	SSCPS560SDR	£28.65

Please note that some door styles may not be available in certain price bands.  
Please use this book as a guide and check your pricing system for more detailed availability.  
• not available at all.

Dimensions	Handed	↓ PRICE BANDS ↓ See page 101 for Handleless Price Band breakdown
------------	--------	--

## BASE UNITS

## HIGHLINE BASE UNITS



685

## Single Highline Base Unit

BHL30R	300	720	560	Y	£148.09	£165.09	£187.88	£213.53	£235.15
BHL35R	350	720	560	Y	£155.42	£173.74	£203.06	£232.36	£261.92
BHL40R	400	720	560	Y	£159.88	£178.85	£214.03	£254.74	£277.44
BHL45R	450	720	560	Y	£165.79	£187.73	£226.73	£266.11	£298.38
BHL50R	500	720	560	Y	£170.24	£192.18	£237.47	£276.12	£318.41
BHL55R	550	720	560	Y	£171.89	£196.41	£246.59	£287.41	£342.00
BHL60R	600	720	560	Y	£176.35	£203.56	£257.85	£314.44	£355.12

CODE	W	H	D		1	2	3	4	5
------	---	---	---	--	---	---	---	---	---

## Double Highline Base Unit Double Frontal

BHL70DR	700	720	560	N	£226.92	£263.56	£322.20	£380.80	£439.92
BHL80R	800	720	560	N	£231.76	£269.70	£340.06	£421.48	£466.88
BHL90R	900	720	560	N	£238.32	£282.20	£360.20	£438.96	£503.50
BHL100R	1000	720	560	N	£244.80	£288.68	£379.26	£456.56	£541.14

## For 150mm wide, door frontals are always slab

CODE	W	H	D		1	2	3	4	5
------	---	---	---	--	---	---	---	---	---

## Single Highline Base Unit with Internal Pull Out

BHLC15AR	Anthracite	150	720	560	N	£278.70	£300.61	£311.70	£335.08	£320.31
BHLC15CR	Chrome	150	720	560	N	£302.12	£324.03	£335.12	£358.50	£343.73

CODE	W	H	D		1	2	3	4	5
------	---	---	---	--	---	---	---	---	---

## Single Highline Base Unit with Internal Pull Out - Tray

BHLC15TRAR	Anthracite	150	720	560	N	£280.85	£302.76	£313.85	£337.23	£322.46
BHLC15TRCR	Chrome	150	720	560	N	£294.26	£316.17	£327.26	£350.64	£335.87

CODE	W	H	D		1	2	3	4	5
------	---	---	---	--	---	---	---	---	---

## Single Highline Base Unit with Internal Pull Out - Towel rail

BHLC15TOAR	Anthracite	150	720	560	N	£280.85	£302.76	£313.85	£337.23	£322.46
BHLC15TOCR	Chrome	150	720	560	N	£296.91	£318.82	£329.91	£353.29	£338.52

CODE	W	H	D		1	2	3	4	5
------	---	---	---	--	---	---	---	---	---

## Base Unit Pull Out - Anthracite

BHLP030AR	300	720	560	N	£373.03	£390.03	£412.82	£438.47	£460.09
BHLP060AR	600	720	560	N	£577.06	£604.27	£658.56	£715.15	£755.83

## Base Unit Pull Out - Chrome

BHLP030CR	300	720	560	N	£372.80	£389.80	£412.59	£438.24	£459.86
BHLP060CR	600	720	560	N	£611.23	£638.44	£692.73	£749.32	£790.00

Please note that some door styles may not be available in certain price bands.  
Please use this book as a guide and check your pricing system for more detailed availability.  
• not available at all.

Dimensions	Handed	↓ PRICE BANDS ↓ See page 101 for Handleless Price Band breakdown
------------	--------	--

## BASE UNITS



Single Highline Base Unit with pull out bin											
BHLBA3oR	A	4oL	300	720	560	N	£373.35	£390.35	£413.14	£438.79	£460.41
BHLBA4oR		58L	400	720	560	N	£371.62	£390.59	£425.77	£466.48	£489.18
BHLBA45R	B	58L	450	720	560	N	£377.82	£399.76	£438.76	£478.14	£510.41
BHLBA5oR		58L	500	720	560	N	£396.89	£418.83	£464.12	£502.77	£545.06
BHLBA6oR		8oL	600	720	560	N	£415.64	£442.85	£497.14	£553.73	£594.41
BHLBB45R	C	58L	450	720	560	N	£395.32	£417.26	£456.26	£495.64	£527.91
BHLBB5oR		58L	500	720	560	N	£430.65	£452.59	£497.88	£536.53	£578.82
BHLBB6oR	D	84L	600	720	560	N	£447.67	£474.88	£529.17	£585.76	£626.44
BHLBC45R	E	58L	450	720	560	N	£466.94	£488.88	£527.88	£567.26	£599.53
BHLBC5oR		7oL	500	720	560	N	£478.89	£500.83	£546.12	£584.77	£627.06
BHLBC6oR	F	85L	600	720	560	N	£526.41	£553.62	£607.91	£664.50	£705.18

(RH) Shown



CODE	W	H	D		1	2	3	4	5
Highline Corner Base Unit									
BHLCR8oLR	800	720	560	N	£244.79	£307.43	£386.23	£475.97	£503.29
BHLCR8oRR	800	720	560	N	£244.79	£307.43	£386.23	£475.97	£503.29
BHLCR9oLR	900	720	560	N	£248.06	£313.67	£392.70	£484.70	£521.59
BHLCR9oRR	900	720	560	N	£248.06	£313.67	£392.70	£484.70	£521.59
BHLCR10oLR	1000	720	560	N	£252.92	£318.53	£400.85	£495.12	£542.03
BHLCR10oRR	1000	720	560	N	£252.92	£318.53	£400.85	£495.12	£542.03
BHLCRA10oLR	1000	720	560	N	£256.21	£327.09	£411.82	£525.30	£575.92
BHLCRA10oRR	1000	720	560	N	£256.21	£327.09	£411.82	£525.30	£575.92

(RH) Shown



Highline Corner Base Unit - Chrome									
447(w) frontal BHLCR9o45LMLCR	900	720	560	N	£696.82	£762.43	£841.46	£933.46	£970.35
BHLCR9o45LMRCR	900	720	560	N	£696.82	£762.43	£841.46	£933.46	£970.35
497(w) frontal BHLCR10oLMLCIR	1000	720	560	N	£720.83	£786.44	£868.76	£963.03	£1,009.94
BHLCR10oLMRCIR	1000	720	560	N	£720.83	£786.44	£868.76	£963.03	£1,009.94
597(w) frontal BHLCR10oLMLCR	1000	720	560	N	£758.42	£829.30	£914.03	£1,027.51	£1,078.13
BHLCR10oLMRCR	1000	720	560	N	£758.42	£829.30	£914.03	£1,027.51	£1,078.13
Highline Corner Base Unit - Anthracite									
BHLCR9o45LMLAR	900	720	560	N	£701.53	£767.14	£846.17	£938.17	£975.06
BHLCR9o45LMRAR	900	720	560	N	£701.53	£767.14	£846.17	£938.17	£975.06
497(w) frontal BHLCR10oCLMLAIR	1000	720	560	N	£709.83	£775.44	£857.76	£952.03	£998.94
BHLCR10oCLMRAIR	1000	720	560	N	£709.83	£775.44	£857.76	£952.03	£998.94
597(w) frontal BHLCR10oCLMLAR	1000	720	560	N	£758.42	£829.30	£914.03	£1,027.51	£1,078.13
BHLCR10oCLMRAR	1000	720	560	N	£758.42	£829.30	£914.03	£1,027.51	£1,078.13

Please note that some door styles may not be available in certain price bands.  
 Please use this book as a guide and check your pricing system for more detailed availability.  
 ■ not available at all.

Dimensions	Handed	↓ PRICE BANDS ↓	See page 101 for Handleless Price Band breakdown
------------	--------	-----------------	--

## BASE UNITS

(RH) Shown



CODE	W	H	D		1	2	3	4	5
<b>Highline Corner Base Unit with Magic Corner - Chrome</b>									
BHLCR90CMCLCR	900	720	560	N	£860.27	£925.88	£1,004.91	£1,096.91	£1,133.80
BHLCR90CMCRCR	900	720	560	N	£860.27	£925.88	£1,004.91	£1,096.91	£1,133.80
BHLCR100CMCLCR	1000	720	560	N	£868.42	£939.30	£1,024.03	£1,137.51	£1,188.13
BHLCR100CMCRCR	1000	720	560	N	£868.42	£939.30	£1,024.03	£1,137.51	£1,188.13
<b>Highline Corner Base Unit with Magic Corner - Anthracite</b>									
BHLCR100CMCLCAR	1000	720	560	N	£865.13	£930.74	£1,013.06	£1,107.33	£1,154.24
BHLCR100CMCRCAR	1000	720	560	N	£865.13	£930.74	£1,013.06	£1,107.33	£1,154.24

## DRAWERLINE BASE UNITS



CODE	W	H	D		1	2	3	4	5
<b>Drawerline Base Unit</b>									
BDL30R	300	720	560	Y	■	■	£273.23	£315.99	■
BDL40R	400	720	560	Y	■	■	£292.10	£339.10	■
BDL45R	450	720	560	Y	■	■	£301.55	£354.99	■
BDL50R	500	720	560	Y	■	■	£309.74	£365.30	■
BDL60R	600	720	560	Y	£255.16	£325.84	£380.13	£469.13	£566.43



CODE	W	H	D		1	2	3	4	5
<b>Double Drawerline Base Unit, Double Frontal &amp; 2 Drawer</b>									
BDL80R	800	720	560	N	■	■	£487.35	£581.35	■
BDL90R	900	720	560	N	■	■	£431.84	£538.72	■
BDL100R	1000	720	560	N	■	■	£444.98	£556.10	■



CODE	W	H	D		1	2	3	4	5
<b>Double Drawerline Base Unit, Double Frontal 1 Drawer</b>									
BDL80iDR	800	720	560	o	■	■	£422.29	£502.53	■
BDL90iDR	900	720	560	o	■	■	£436.58	£529.81	■
BDL100iDR	1000	720	560	o	■	■	£453.99	£551.46	■

Please note that some door styles may not be available in certain price bands.  
Please use this book as a guide and check your pricing system for more detailed availability.  
■ not available at all.

Dimensions	Handed	↓ <b>PRICE BANDS</b> ↓ See page 101 for Handleless Price Band breakdown
------------	--------	---

## BASE UNITS

(RH) Shown



Drawerline Corner Base Unit											
BDLCR8oLR	400(w) frontal	800	720	560	N	■	■	£477.86	£560.98	■	
BDLCR8oRR		800	720	560	N	■	■	£477.86	£560.98	■	
BDLCR9oLR	450(w) frontal	900	720	560	N	■	■	£484.69	£574.25	■	
BDLCR9oRR		900	720	560	N	■	■	£484.69	£574.25	■	
BDLCRA10oLR	500(w) frontal	1000	720	560	N	■	■	£493.30	£584.98	■	
BDLCRA10oRR		1000	720	560	N	■	■	£493.30	£584.98	■	
BDLCR10oLR	600(w) frontal	1000	720	560	N	£335.67	£450.02	£505.87	£611.60	£787.88	
BDLCR10oRR		1000	720	560	N	£335.67	£450.02	£505.87	£611.60	£787.88	

## DRAWER PACKS



CODE	W	H	D		1	2	3	4	5
<b>2 Drawer Pack</b>									
DP250oR	500	720	560	N	£329.37	£366.19	£397.31	£449.55	£472.49
DP260oR	600	720	560	N	£339.70	£378.04	£425.70	£512.94	£513.00
DP280oR	800	720	560	N	£402.51	£445.27	£506.39	£589.09	£635.09
DP290oR	900	720	560	N	£412.23	£459.51	£534.05	£612.57	£674.51
DP2100oR	1000	720	560	N	£396.32	£447.26	£541.38	£610.56	£688.44



CODE	W	H	D		1	2	3	4	5
<b>2 Drawer Pack With Internal Drawer</b>									
DP2150oR	500	720	560	N	£416.20	£453.02	£484.14	£536.38	£559.32
DP2160oR	600	720	560	N	£417.20	£455.54	£503.20	£590.44	£590.50
DP2180oR	800	720	560	N	£503.94	£546.70	£607.82	£690.52	£736.52
DP2190oR	900	720	560	N	£514.77	£562.05	£636.59	£715.11	£777.05
DP21100oR	1000	720	560	N	£503.53	£554.47	£648.59	£717.77	£795.65



CODE	W	H	D		1	2	3	4	5
<b>3 Drawer Pack</b>									
DP350oR	500	720	560	N	£393.88	£428.35	£470.39	£535.69	£529.74
DP360oR	600	720	560	N	£406.10	£444.31	£485.29	£554.19	£572.41
DP380oR	800	720	560	N	£483.11	£524.86	£577.88	£677.00	£703.97
DP390oR	900	720	560	N	£494.22	£555.70	£597.85	£701.99	£743.34
DP3100oR	1000	720	560	N	£483.23	£528.07	£590.95	£698.98	£760.53



Please note that some door styles may not be available in certain price bands.  
 Please use this book as a guide and check your pricing system for more detailed availability.  
 • not available at all.

Dimensions	Handed	↓ PRICE BANDS ↓	See page 101 for Handleless Price Band breakdown				
------------	--------	-----------------	--	--	--	--	--

## BASE UNITS

### HOB BASE UNITS



685

CODE	W	H	D		1	2	3	4	5
<b>Single Highline Hob Base Unit</b>									
BHL6oHOBR	600	720	560	Y	£137.70	£164.91	£219.20	£275.79	£316.47



685

CODE	W	H	D		1	2	3	4	5
<b>Double Highline Hob Base Unit</b>									
BHL8oHOBR	800	720	560	N	£166.73	£204.67	£275.03	£356.45	£401.85
BHL9oHOBR	900	720	560	N	£176.32	£220.20	£298.20	£376.96	£441.50
BHL10oHOBR	1000	720	560	N	£88.52	£132.40	£222.98	£300.28	£384.86



160



490

<b>Drawerline Hob Base Unit</b>									
BDL6oHOBR	600	720	560	Y	£219.49	£290.17	£344.46	£433.46	£530.76



325



325

CODE	W	H	D		1	2	3	4	5
<b>Hob 2 Drawer Pack</b>									
DP260oHOBR	600	720	560	N	£339.70	£378.04	£425.70	£512.94	£513.00
DP280oHOBR	800	720	560	N	£402.51	£445.27	£506.39	£589.09	£635.09
DP290oHOBR	900	720	560	N	£412.23	£459.51	£534.05	£612.57	£674.51
DP2100oHOBR	1000	720	560	N	£396.32	£447.26	£541.38	£610.56	£688.44



160



160

325

CODE	W	H	D		1	2	3	4	5
<b>Hob 3 Drawer Pack</b>									
DP360oHOBR	600	720	560	N	£406.10	£444.31	£485.29	£554.19	£572.41
DP380oHOBR	800	720	560	N	£483.11	£524.86	£577.88	£677.00	£703.97
DP390oHOBR	900	720	560	N	£494.22	£555.70	£597.85	£701.99	£743.34
DP3100oHOBR	1000	720	560	N	£483.23	£528.07	£590.95	£698.98	£760.53

Please note that some door styles may not be available in certain price bands.  
Please use this book as a guide and check your pricing system for more detailed availability.  
■ not available at all.

Dimensions	Handed	↓ <b>PRICE BANDS</b> ↓ See page 101 for Handleless Price Band breakdown
------------	--------	---

## BASE UNITS

### SINK BASE UNITS



685

CODE	W	H	D		1	2	3	4	5
<b>Single Highline Undermount Sink Base Unit</b>									
BHL6oUSR	600	720	560	Y	£176.35	£203.56	£257.85	£314.44	£355.12



685

CODE	W	H	D		1	2	3	4	5
<b>Double Highline Undermount Sink Base Unit</b>									
BHL8oUSR	800	720	560	N	£231.76	£269.70	£340.06	£421.48	£466.88
BHL9oUSR	900	720	560	N	£238.32	£282.20	£360.20	£438.96	£503.50
BHL10oUSR	1000	720	560	N	£244.80	£288.68	£379.26	£456.56	£541.14



160

490

CODE	W	H	D		1	2	3	4	5
<b>Drawerline Undermount Sink Base Unit</b>									
BDL6oUSR	600	720	560	Y	£182.47	£253.15	£307.44	£396.44	£493.74

Note: Dummy drawer



160

490

CODE	W	H	D		1	2	3	4	5
<b>Double Full Height Undermount Sink Base Unit</b>									
BDL8o1DUSR	800	720	560	N	■	■	£353.69	£447.69	■
BDL9o1DUSR	900	720	560	N	■	■	£366.05	£472.93	■
BDL10o1DUSR	1000	720	560	N	■	■	£379.57	£490.69	■

Note: Dummy drawer



325

325



CODE	W	H	D		1	2	3	4	5
<b>Undermount Sink 2 Drawer Pack</b>									
DP260oUSR	600	720	560	N	£346.90	£385.24	£432.90	£520.14	£520.20
DP280oUSR	800	720	560	N	£380.63	£423.39	£484.51	£567.21	£613.21
DP290oUSR	900	720	560	N	£395.19	£442.47	£517.01	£595.53	£657.47
DP2100oUSR	1000	720	560	N	£410.53	£461.47	£555.59	£624.77	£702.65



160

160

325



CODE	W	H	D		1	2	3	4	5
<b>Undermount Sink 3 Drawer Pack</b>									
DP360oUSR	600	720	560	N	£432.02	£470.23	£511.21	£580.11	£598.33
DP380oUSR	800	720	560	N	£466.05	£507.80	£560.82	£659.94	£686.91
DP390oUSR	900	720	560	N	£478.13	£539.61	£581.76	£685.90	£727.25
DP3100oUSR	1000	720	560	N	£493.71	£538.55	£601.43	£709.46	£771.01

Please note that some door styles may not be available in certain price bands.  
 Please use this book as a guide and check your pricing system for more detailed availability.  
 • not available at all.

Dimensions

Handed

 ↓ **PRICE BANDS** ↓ See page 101 for Handleless Price Band breakdown

## BASE UNITS

### SHALLOW BASE UNITS



685

CODE	W	H	D		1	2	3	4	5
<b>Single Shallow Highline Base Unit</b>									
BSHL30R	300	720	300	Y	£129.65	£146.65	£169.44	£195.09	£216.71
BSHL35R	350	720	300	Y	£138.39	£156.71	£186.03	£215.33	£244.89
BSHL40R	400	720	300	Y	£147.11	£166.08	£201.26	£241.97	£264.67
BSHL45R	450	720	300	Y	£154.41	£176.35	£215.35	£254.73	£287.00
BSHL50R	500	720	300	Y	£158.88	£180.82	£226.11	£264.76	£307.05
BSHL50R	500	720	300	Y	£158.88	£180.82	£226.11	£264.76	£307.05
BSHL60R	600	720	300	Y	£176.35	£203.56	£257.85	£314.44	£355.12



685

<b>Double Shallow Highline Base Unit</b>									
BSHL70DR	700	720	300	N	£233.45	£270.09	£328.73	£387.33	£446.45
BSHL80R	800	720	300	N	£241.52	£279.46	£349.82	£431.24	£476.64
BSHL90R	900	720	300	N	£249.70	£293.58	£371.58	£450.34	£514.88
BSHL100R	1000	720	300	N	£256.18	£300.06	£390.64	£467.94	£552.52



325

325



	W	H	D		1	2	3	4	5
<b>2 Shallow Drawer Pack</b>									
SDP2500R	500	720	300	N	£308.92	£345.74	£376.86	£429.10	£452.04
SDP2600R	600	720	300	N	£312.76	£349.58	£380.70	£432.94	£455.88
SDP3500R	500	720	300	N	£394.99	£429.46	£471.50	£536.80	£530.85
SDP3600R	600	720	300	N	£418.63	£456.84	£497.82	£566.72	£584.94



CODE	W	H	D		1	2	3	4	5
<b>Single Shallow Highline Open Base Unit</b>									
BSHLO30R	300	720	300	N	£116.32	£116.32	£116.32	£116.32	£116.32
BSHLO35R	350	720	300	N	£73.85	£73.85	£73.85	£73.85	£73.85
BSHLO40R	400	720	300	N	£80.47	£80.47	£80.47	£80.47	£80.47
BSHLO45R	450	720	300	N	£79.56	£79.56	£79.56	£79.56	£79.56
BSHLO50R	500	720	300	N	£82.32	£82.32	£82.32	£82.32	£82.32
BSHLO60R	600	720	300	N	£90.41	£90.41	£90.41	£90.41	£90.41



<b>Double Shallow Highline Open Base Unit</b>									
BSHLO80R	800	720	300	N	£101.18	£101.18	£101.18	£101.18	£101.18
BSHLO90R	900	720	300	N	£108.00	£108.00	£108.00	£108.00	£108.00
BSHLO100R	1000	720	300	N	£113.21	£113.21	£113.21	£113.21	£113.21

Please note that some door styles may not be available in certain price bands.  
Please use this book as a guide and check your pricing system for more detailed availability.  
• not available at all.

Dimensions	Handed	↓ PRICE BANDS ↓ See page 101 for Handleless Price Band breakdown
------------	--------	--

## BASE UNITS



685

CODE		W	H	D		1	2	3	4	5
<b>Shallow Highline Corner Base Unit</b>										
BSHLCR8oLR	800(w) frontal	800	720	300	N	£156.06	£221.67	£300.70	£392.70	£429.59
BSHLCR8oRR		800	720	300	N	£156.06	£221.67	£300.70	£392.70	£429.59
BSHLCR9oLR	900(w) frontal	900	720	300	N	£164.68	£230.29	£312.61	£406.88	£453.79
BSHLCR9oRR		900	720	300	N	£164.68	£230.29	£312.61	£406.88	£453.79
BSHLCR10oLR	1000(w) frontal	1000	720	300	N	£175.12	£246.00	£330.73	£444.21	£494.83
BSHLCR10oRR		1000	720	300	N	£155.00	£225.88	£310.61	£424.09	£474.71

## NARROW BASE UNITS



685

CODE		W	H	D		1	2	3	4	5
<b>Narrow Highline Base Unit</b>										
NBHL3oR		300	720	150	Y	£79.56	£96.56	£119.35	£145.00	£166.62
NBHL35R		350	720	150	Y	£82.92	£101.24	£130.56	£159.86	£189.42
NBHL4oR		400	720	150	Y	£87.03	£106.00	£141.18	£181.89	£204.59
NBHL45R		450	720	150	Y	£90.41	£112.35	£151.35	£190.73	£223.00
NBHL5oR		500	720	150	Y	£94.09	£116.03	£161.32	£199.97	£242.26
NBHL6oR		600	720	150	Y	£103.56	£130.77	£185.06	£241.65	£282.33
NBHL8oR		800	720	150	N	£129.46	£167.40	£237.76	£319.18	£364.58
NBHL9oR		900	720	150	N	£136.35	£180.23	£258.23	£336.99	£401.53
NBHL10oR		1000	720	150	N	£143.39	£187.27	£277.85	£355.15	£439.73

## APPLIANCE BASE UNITS



685


CODE		W	H	D		1	2	3	4	5
<b>Integrated Slimline Dishwasher Base Frontal</b>										
IADW45R		447	685	19	N	£18.47	£40.41	£79.41	£118.79	£151.06



685

CODE		W	H	D		1	2	3	4	5
<b>Integrated Standard Dishwasher Base Frontal</b>										
IADW6oR		597	685	19	N	£23.38	£50.59	£104.88	£161.47	£202.15

(RH) Shown



685


CODE		W	H	D		1	2	3	4	5
<b>Integrated Fridge/Freezer Base Frontal</b>										
IAFF6oR		597	685	19	N	£23.38	£50.59	£104.88	£161.47	£202.15

Please note that some door styles may not be available in certain price bands.  
 Please use this book as a guide and check your pricing system for more detailed availability.  
 • not available at all.

Dimensions	Handed	↓ PRICE BANDS ↓ See page 101 for Handleless Price Band breakdown		
------------	--------	--	--	--

## BASE UNITS → WALL UNITS

(RH) Shown



CODE	W	H	D		1	2	3	4	5
<b>Integrated Washer/Dryer Base Frontal</b>									
IAWD6oR	597	685	19	N	£23.38	£50.59	£104.88	£161.47	£202.15



CODE	W	H	D		1	2	3	4	5
<b>Built Under Single Oven Housing - With Oven Trimmer</b>									
BUSOHR	600	720	560	N	£140.94	£149.82	£156.53	£176.53	£170.15



CODE	W	H	D		1	2	3	4	5
<b>Built Under Single Oven Housing - With Drawer</b>									
BUSOHDR	600	720	560	N	£260.54	£269.42	£276.13	£296.13	£289.75

## STANDARD HEIGHT WALL UNITS



CODE	W	H	D		1	2	3	4	5
<b>Wall Unit</b>									
WU26R	260	700	300	Y	£105.03	£120.70	£0.00	£0.00	£186.44
WU30R	300	700	300	Y	£120.71	£137.74	£157.56	£184.50	£211.71
WU35R	350	700	300	Y	£128.42	£147.42	£170.62	£198.24	£239.71
WU40R	400	700	300	Y	£136.09	£155.21	£183.47	£221.89	£258.94
WU45R	450	700	300	Y	£142.53	£164.47	£195.17	£234.26	£281.41
WU50R	500	700	300	Y	£146.64	£169.23	£203.44	£243.26	£301.47
WU60R	600	700	300	Y	£161.95	£190.65	£229.15	£282.62	£348.68



CODE	W	H	D		1	2	3	4	5
<b>Wall Unit Double Frontal</b>									
WU70R	700	700	300	N	£215.63	£253.63	£300.03	£355.27	£438.21
WU80R	800	700	300	N	£223.17	£261.41	£317.93	£394.77	£468.87
WU90R	900	700	300	N	£230.74	£274.62	£336.02	£414.20	£508.50
WU100R	1000	700	300	N	£236.91	£282.09	£350.51	£430.15	£546.57

Please note that some door styles may not be available in certain price bands.  
Please use this book as a guide and check your pricing system for more detailed availability.  
• not available at all.

Dimensions	Handed	↓ PRICE BANDS ↓	See page 101 for Handleless Price Band breakdown
------------	--------	-----------------	--

## WALL UNITS

(RH) Shown



CODE		W	H	D		1	2	3	4	5
<b>Corner Wall Unit</b>										
WUC6oLR	300(w) frontal	600	700	300	N	£219.53	£260.47	£280.38	£322.53	£457.21
WUC6oRR		600	700	300	N	£219.53	£260.47	£280.38	£322.53	£457.21
WUC7oLR	400(w) frontal	700	700	300	N	£227.09	£270.12	£298.47	£352.10	£496.62
WUC7oRR		700	700	300	N	£227.09	£270.12	£298.47	£352.10	£496.62
WUC8oLR	500(w) frontal	800	700	300	N	£236.06	£282.56	£316.86	£371.89	£537.57
WUC8oRR		800	700	300	N	£236.06	£282.56	£316.86	£371.89	£537.57
WUC9oLR	600(w) frontal	900	700	300	N	£242.24	£294.85	£333.44	£402.12	£575.65
WUC9oRR		900	700	300	N	£242.24	£294.85	£333.44	£402.12	£575.65
WUC10oLR	500(w) frontal	1000	700	300	N	£243.09	£289.59	£323.89	£378.92	£544.60
WUC10oRR		1000	700	300	N	£243.09	£289.59	£323.89	£378.92	£544.60



CODE		W	H	D		1	2	3	4	5
<b>Wall Unit with single shelf iMove - Anthracite</b>										
WU5oIMRA		500	700	310	Y	£415.52	£438.11	£472.32	£512.14	£570.35
WU6oIMRA		600	700	310	Y	£428.86	£457.56	£496.06	£549.53	£615.59
<b>Wall Unit with single shelf iMove - Grey</b>										
WU5oIMRB		500	700	310	Y	£409.38	£431.97	£466.18	£506.00	£564.21
WU6oIMRB		600	700	310	Y	£428.86	£457.56	£496.06	£549.53	£615.59



<b>Double Wall Unit with single shelf iMove - Anthracite</b>										
WU9oIMRA		900	700	310	N	£505.92	£549.80	£611.20	£689.38	£783.68
<b>Double Wall Unit with single shelf iMove - Grey</b>										
WU9oIMRB		900	700	310	N	£514.48	£558.36	£619.76	£697.94	£792.24



CODE		W	H	D		1	2	3	4	5
<b>Wall Unit with double shelf iMove - Anthracite</b>										
WU5oIMRC		500	700	310	Y	£472.85	£495.44	£529.65	£569.47	£627.68
WU6oIMRC		600	700	310	Y	£500.42	£529.12	£567.62	£621.09	£687.15
<b>Wall Unit with double shelf iMove - Grey</b>										
WU5oIMRD		500	700	310	Y	£469.20	£491.79	£526.00	£565.82	£624.03
WU6oIMRD		600	700	310	Y	£493.57	£522.27	£560.77	£614.24	£680.30
<b>Wall Unit with double shelf iMove - Anthracite and Oak</b>										
WU5oIMRE		500	700	310	Y	£472.85	£495.44	£529.65	£569.47	£627.68
WU6oIMRE		600	700	310	Y	£500.42	£529.12	£567.62	£621.09	£687.15

Please note that some door styles may not be available in certain price bands.  
Please use this book as a guide and check your pricing system for more detailed availability.  
■ not available at all.

Dimensions

Handed

↓ PRICE BANDS ↓ See page 101 for Handleless Price Band breakdown

## WALL UNITS



715

CODE	W	H	D		1	2	3	4	5
<b>Single Glazed Wall Unit With Glass Shelves</b>									
WUG50SR	500	700	300	Y	■	£308.55	£288.97	£345.82	£416.67

Includes Hype Recessed/ Surface light.



715

CODE	W	H	D		1	2	3	4	5
<b>Double Glazed Wall Unit With Glass Shelves</b>									
WUG100SR	1000	700	300	N	■	£516.08	£476.92	£590.62	£732.32

Includes Hype Recessed/ Surface light.



715

CODE	W	H	D		1	2	3	4	5
<b>Boiler Housing</b>									
WUBH60R	600	700	300	Y	£146.45	£175.15	£213.65	£267.12	£333.18



355

355

CODE	W	H	D		1	2	3	4	5
<b>Bi-Fold Wall Unit</b>									
BIFW60R	600	700	300	N	£272.02	£306.90	£345.96	£397.32	£453.86
BIFW80R	800	700	300	N	£1,002.58	£1,044.34	£1,096.94	£1,173.64	£1,247.28
BIFW90R	900	700	300	N	£1,010.37	£1,056.15	£1,114.97	£1,193.09	£1,286.43
BIFW100R	1000	700	300	N	£1,016.86	£1,066.44	£1,131.74	£1,211.08	£1,324.38

## TALL HEIGHT WALL UNITS



895

CODE	W	H	D		1	2	3	4	5
<b>Single Tall Wall Units</b>									
TWU30R	300	880	300	Y	£142.09	£166.12	£200.15	£237.00	£256.32
TWU40R	400	880	300	Y	£151.03	£175.56	£224.42	£262.83	£305.36
TWU45R	450	880	300	Y	£156.68	£183.80	£237.77	£277.03	£331.09
TWU50R	500	880	300	Y	£162.29	£191.76	£251.17	£303.35	£356.58
TWU60R	600	880	300	Y	£178.33	£209.38	£282.56	£341.18	£412.74



895

CODE	W	H	D		1	2	3	4	5
<b>Double Tall Wall Units</b>									
TWU80R	800	880	300	N	£236.82	£285.88	£383.60	£460.42	£545.48
TWU90R	900	880	300	N	£243.73	£297.97	£405.91	£484.43	£592.55
TWU100R	1000	880	300	N	£250.68	£309.62	£428.44	£532.80	£639.26



Please note that some door styles may not be available in certain price bands.  
Please use this book as a guide and check your pricing system for more detailed availability.  
• not available at all.

Dimensions	Handed	↓ PRICE BANDS ↓ See page 101 for Handleless Price Band breakdown
------------	--------	--

## WALL UNITS



895

**Tall Corner Wall Unit**

TWUC6oLR	600	880	300	N	£242.59	£390.26	£399.27	£470.65	£628.32
TWUC6oRR	600	880	300	N	£242.59	£390.26	£399.27	£470.65	£628.32
TWUC7oLR	700	880	300	N	£268.12	£403.47	£422.98	£495.92	£676.80
TWUC7oRR	700	880	300	N	£268.12	£403.47	£422.98	£495.92	£676.80
TWUC8oLR	800	880	300	N	£284.71	£426.58	£470.41	£563.56	£773.47
TWUC8oRR	800	880	300	N	£284.71	£426.58	£470.41	£563.56	£773.47
TWUC9oLR	900	880	300	N	£284.50	£424.79	£454.85	£541.56	£733.14
TWUC9oRR	900	880	300	N	£284.50	£424.79	£454.85	£541.56	£733.14
TWUC10oLR	1000	880	300	N	£284.50	£424.79	£454.85	£541.56	£733.14
TWUC10oRR	1000	880	300	N	£284.50	£424.79	£454.85	£541.56	£733.14



895

**Tall Wall Unit with single shelf iMove - Anthracite**

TWU5oIMRA	500	880	310	Y	£431.17	£460.64	£520.05	£572.23	£625.46
TWU6oIMRA	600	880	310	Y	£445.24	£476.29	£549.47	£608.09	£679.65

**Tall Wall Unit with single shelf iMove - Grey**

TWU5oIMRB	500	880	310	Y	£425.03	£454.50	£513.91	£566.09	£619.32
TWU6oIMRB	600	880	310	Y	£445.24	£476.29	£549.47	£608.09	£679.65



895

**Tall Double Wall Unit with single shelf iMove - Anthracite**

TWU9oIMRA	900	880	310	N	£518.91	£573.15	£681.09	£759.61	£867.73
-----------	-----	-----	-----	---	---------	---------	---------	---------	---------

**Tall Double Wall Unit with single shelf iMove - Grey**

TWU9oIMRB	900	880	310	N	£527.47	£581.71	£689.65	£768.17	£876.29
-----------	-----	-----	-----	---	---------	---------	---------	---------	---------



895

**Tall Wall Unit with double shelf iMove - Anthracite**

TWU5oIMRC	500	880	310	Y	£488.50	£517.97	£577.38	£629.56	£682.79
TWU6oIMRC	600	880	310	Y	£516.80	£547.85	£621.03	£679.65	£751.21

**Tall Wall Unit with double shelf iMove - Grey**

TWU5oIMRD	500	880	310	Y	£484.85	£514.32	£573.73	£625.91	£679.14
TWU6oIMRD	600	880	310	Y	£509.95	£541.00	£614.18	£672.80	£744.36

**Tall Wall Unit with double shelf iMove - Anthracite and Oak**

TWU5oIMRE	500	880	310	Y	£488.50	£517.97	£577.38	£629.56	£682.79
TWU6oIMRE	600	880	310	Y	£516.80	£547.85	£621.03	£679.65	£751.21

CODE	W	H	D		1	2	3	4	5
------	---	---	---	--	---	---	---	---	---

**Tall Boiler Housing**

TWUBH6oR	600	880	300	Y	£178.33	£209.38	£282.56	£341.18	£412.74
----------	-----	-----	-----	---	---------	---------	---------	---------	---------



895

Please note that some door styles may not be available in certain price bands.  
Please use this book as a guide and check your pricing system for more detailed availability.  
■ not available at all.

Dimensions

Handed

↓ PRICE BANDS ↓ See page 101 for Handleless Price Band breakdown

## WALL UNITS

## LOW HEIGHT WALL UNITS



570

CODE	W	H	D		1	2	3	4	5
<b>Single Low Wall Unit</b>									
LWU30R	300	555	300	Y	£133.71	£149.47	£164.41	£190.59	£205.76
LWU40R	400	555	300	Y	£142.21	£159.12	£181.24	£208.56	£245.21
LWU45R	450	555	300	Y	£145.03	£164.27	£188.27	£216.00	£255.06
LWU50R	500	555	300	Y	£147.82	£166.82	£195.27	£233.68	£270.59
LWU60R	600	555	300	Y	£152.09	£173.82	£207.88	£247.41	£300.27



570

CODE	W	H	D		1	2	3	4	5
<b>Double Low Wall Unit</b>									
LWU80R	800	555	300	N	£209.29	£243.11	£287.35	£341.99	£415.29
LWU90R	900	555	300	N	£218.58	£257.06	£305.06	£360.52	£438.64
LWU100R	1000	555	300	N	£226.20	£264.20	£321.10	£397.92	£471.74



355

CODE	W	H	D		1	2	3	4	5
<b>Top Box Unit</b>									
TTB60R	600	340	300	N	£225.26	£242.70	£262.23	£287.91	£316.18
TTB80R	800	340	300	N	£230.18	£251.06	£277.36	£315.71	£352.53
TTB90R	900	340	300	N	£234.79	£257.68	£287.09	£326.15	£372.82
TTB100R	1000	340	300	N	£240.24	£265.03	£297.68	£337.35	£394.00

## NOTRELLE ONLY - STANDARD HEIGHT WALL UNITS



715

<b>Wall Unit - Notrelle ONLY</b>									
WU30	300	720	300	Y	■	■	£155.14	£167.68	■
WU35	350	720	300	Y	■	■	£169.18	£205.24	■
WU40	400	720	300	Y	■	■	£176.83	£230.89	■
WU45	450	720	300	Y	■	■	£189.85	£247.00	■
WU50	500	720	300	Y	■	■	£193.76	£252.47	■
WU60	600	720	300	Y	■	■	£216.68	£294.68	■



715

CODE	W	H	D		1	2	3	4	5
<b>Double Wall Unit - Notrelle ONLY</b>									
WU70	700	720	300	N	■	■	£297.15	£369.27	■
WU80	800	720	300	N	■	■	£304.65	£412.77	■
WU90	900	720	300	N	■	■	£325.38	£439.68	■
WU100	1000	720	300	N	■	■	£331.15	£448.57	■

Please note that some door styles may not be available in certain price bands.  
Please use this book as a guide and check your pricing system for more detailed availability.  
■ not available at all.

Dimensions	Handed	↓ PRICE BANDS ↓	See page 101 for Handleless Price Band breakdown
------------	--------	-----------------	--

## WALL UNITS



CODE	W	H	D		1	2	3	4	5
<b>Open Wall Unit - Notrelle ONLY</b>									
WUO30	300	720	300	N	■		£89.06	£89.06	■
WUO35	350	720	300	N	■		£95.00	£95.00	■
WUO40	400	720	300	N	■		£101.00	£101.00	■
WUO45	450	720	300	N	■		£105.76	£105.76	■
WUO50	500	720	300	N	■		£108.18	£108.18	■
WUO60	600	720	300	N	■		£120.09	£120.09	■
WUO70	700	720	300	N	■		£147.59	£147.59	■
WUO80	800	720	300	N	■		£151.76	£151.76	■
WUO90	900	720	300	N	■		£155.91	£155.91	■
WUO100	1000	720	300	N	■		£158.68	£158.68	■



715

CODE	W	H	D		1	2	3	4	5
<b>Single Glazed Wall Unit With Glass Shelves - Notrelle ONLY</b>									
WUG50S	500	720	300	Y	■		£285.73	£355.47	■

Glazed units include Hype  
Recessed/ Surface light.



715

CODE	W	H	D		1	2	3	4	5
<b>Double Glazed Wall Unit With Glass Shelves - Notrelle ONLY</b>									
WUG100S	1000	720	300	N	■		£482.18	£621.66	■

Glazed units include Hype  
Recessed/ Surface light.



715

CODE	W	H	D		1	2	3	4	5
<b>Boiler Housing - Notrelle ONLY</b>									
WUBH60	600	720	300	Y	■		£201.18	£279.18	■

## NOTRELLE ONLY - TALL HEIGHT WALL UNITS



895

CODE	W	H	D		1	2	3	4	5
<b>Single Tall Wall Units - Notrelle ONLY</b>									
TWU30	300	900	300	Y	■		£184.53	£238.26	■
TWU40	400	900	300	Y	■		£202.18	£261.86	■
TWU45	450	900	300	Y	■		£213.36	£290.62	■
TWU50	500	900	300	Y	■		£196.35	£250.08	■
TWU60	600	900	300	Y	■		£246.44	£337.12	■

Please note that some door styles may not be available in certain price bands.  
Please use this book as a guide and check your pricing system for more detailed availability.  
■ not available at all.

Dimensions

Handed

↓ PRICE BANDS ↓ See page 101 for Handleless Price Band breakdown

## WALL UNITS



895

CODE	W	H	D		1	2	3	4	5
<b>Double Tall Wall Units - Notrelle ONLY</b>									
TWU80	800	900	300	N	■	■	£339.12	£458.48	■
TWU90	900	900	300	N	■	■	£357.09	£511.61	■
TWU100	1000	900	300	N	■	■	£371.68	£531.98	■



CODE	W	H	D		1	2	3	4	5
<b>Open Tall Wall Unit - Notrelle ONLY</b>									
TWUO30	300	900	300	N	■	■	£107.35	£107.35	■
TWUO35	350	900	300	N	■	■	£109.71	£109.71	■
TWUO40	400	900	300	N	■	■	£112.06	£112.06	■
TWUO45	450	900	300	N	■	■	£115.62	£115.62	■
TWUO50	500	900	300	N	■	■	£119.18	£119.18	■
TWUO60	600	900	300	N	■	■	£131.00	£131.00	■
TWUO70	700	900	300	N	■	■	£154.24	£154.24	■
TWUO80	800	900	300	N	■	■	£157.65	£157.65	■
TWUO90	900	900	300	N	■	■	£160.38	£160.38	■
TWUO100	1000	900	300	N	■	■	£163.15	£163.15	■



895

CODE	W	H	D		1	2	3	4	5
<b>Double Tall Glazed Wall Unit With Glass Shelves - Notrelle ONLY</b>									
TWUG100S	1000	720	300	N	■	■	£400.85	£583.91	■



895

<b>Boiler Housing - Notrelle ONLY</b>									
TWUBH60	600	900	300	Y	■	■	£246.44	£337.12	■

Please note that some door styles may not be available in certain price bands.  
Please use this book as a guide and check your pricing system for more detailed availability.  
■ not available at all.

Dimensions	Handed	↓ PRICE BANDS ↓	See page 101 for Handleless Price Band breakdown	
------------	--------	-----------------	--	--



CODE	W	H	D		1	2	3	4	5
<b>Open Short Wall Unit - Notrelle ONLY</b>									
SWUO30	300	360	300	Y	■	■	£110.76	£110.76	■
SWUO50	500	360	300	Y	■	■	£113.29	£113.29	■
SWUO60	600	360	300	Y	■	■	£116.88	£116.88	■
SWUO80	800	360	300	Y	■	■	£118.09	£118.09	■
SWUO90	900	360	300	Y	■	■	£120.50	£120.50	■
SWUO100	1000	360	300	Y	■	■	£124.09	£124.09	■



355

CODE	W	H	D		1	2	3	4	5
<b>Top Box Unit - Notrelle ONLY</b>									
TTB50	500	360	300	Y	■	■	£253.73	£280.67	■
TTB60	600	360	300	Y	■	■	£284.94	£284.94	■
TTB100	1000	360	300	Y	■	■	£308.26	£367.70	■

## STANDARD HEIGHT LARDER UNITS



1965

CODE	W	H	D		1	2	3	4	5
<b>Larder Unit, Shelved, 1x Door</b>									
LU30R	300	1970	560	Y	£300.15	£349.86	£426.30	£487.80	£554.21
LU50R	500	1970	560	Y	£334.35	£404.88	£497.24	£572.24	£664.71
LU60R	600	1970	560	Y	£347.38	£431.02	£526.58	£637.79	£868.64



1245

715

CODE	W	H	D		1	2	3	4	5
<b>Larder Unit, Shelved, 2x Door, Hi-line</b>									
LUD30HLR	300	1970	560	Y	£302.48	£352.89	£480.39	£572.92	£553.56
LUD40HLR	400	1970	560	Y	£323.79	£375.23	£531.71	£672.48	£662.61
LUD50HLR	500	1970	560	Y	£336.94	£395.00	£560.24	£715.86	£763.44
LUD60HLR	600	1970	560	Y	£352.82	£427.29	£597.91	£781.50	£867.17



715

1245

CODE	W	H	D		1	2	3	4	5
<b>Larder Unit, Shelved, 2x Door, Studio</b>									
LUD30SR	300	1970	560	Y	£302.48	£352.89	£480.39	£572.92	£553.56
LUD40SR	400	1970	560	Y	£323.79	£375.23	£531.71	£672.48	£662.61
LUD50SR	500	1970	560	Y	£336.94	£395.00	£560.24	£715.86	£763.44
LUD60SR	600	1970	560	Y	£352.82	£427.29	£597.91	£781.50	£867.17

Please note that some door styles may not be available in certain price bands.  
Please use this book as a guide and check your pricing system for more detailed availability.  
■ not available at all.

Dimensions	Handed	↓ PRICE BANDS ↓	See page 101 for Handleless Price Band breakdown
------------	--------	-----------------	--

LARDER UNITS



1245

355

355



CODE	W	H	D		1	2	3	4	5
<b>Larder Unit, Shelved, 2x Drawer Pack</b>									
LUDR5oR	500	1970	560	Y	£506.11	£574.39	£666.10	£764.69	£928.30
LUDR6oR	600	1970	560	Y	£526.33	£605.98	£715.16	£900.34	£1,035.79



1245

715

CODE	W	H	D		1	2	3	4	5
<b>Larder Unit, Shelved, 1 Door, Space Tower</b>									
LUST3oR	300	1970	560	Y	£889.86	£939.57	£1,016.01	£1,077.51	£1,143.92
LUST5oR	500	1970	560	Y	£939.78	£1,010.31	£97.24	£97.24	£1,370.14
LUST6oR	600	1970	560	Y	£888.01	£971.65	£1,117.21	£1,178.42	£1,409.27



1965

CODE	W	H	D		1	2	3	4	5
<b>Larder Unit, Shelved, 1x Door, Utility</b>									
LUU5oR	500	1970	560	Y	£334.35	£404.88	£97.24	£97.24	£764.71
LUU6oR	600	1970	560	Y	£347.38	£431.02	£576.58	£637.79	£868.64



1965

CODE	W	H	D		1	2	3	4	5
<b>Larder Unit, Shelved, 1x Door, Laundry</b>									
LUL5oR	500	1970	560	Y	£334.35	£404.88	£97.24	£97.24	£764.71
LUL6oR	600	1970	560	Y	£347.38	£431.02	£576.58	£637.79	£868.64



1245

715

CODE	W	H	D		1	2	3	4	5
<b>Larder Unit, 2x Door, Tandem, Chrome Arena</b>									
LUT5oCR	500	1970	560	Y	£1,276.32	£1,346.85	£97.24	£97.24	£1,706.68
<b>Larder Unit, 2x Door, Tandem, Anthracite</b>									
LUT5oAR	500	1970	560	Y	£1,255.97	£1,326.50	£97.24	£97.24	£1,686.33



1965

CODE	W	H	D		1	2	3	4	5
<b>Larder Unit, 1x Door, Tandem, Chrome Arena</b>									
LUT6oCR	600	1970	560	Y	■	■	£1,611.70	£1,749.00	■
<b>Larder Unit, 1x Door, Tandem, Anthracite</b>									
LUT6oAR	600	1970	560	Y	■	■	£1,561.17	£1,698.47	■

Please note that some door styles may not be available in certain price bands.  
Please use this book as a guide and check your pricing system for more detailed availability.  
• not available at all.

Dimensions	Handed	↓ PRICE BANDS ↓	See page 101 for Handleless Price Band breakdown	
------------	--------	-----------------	--	--

## LARDER UNITS



1965

CODE	W	H	D		1	2	3	4	5
<b>Larder Unit, 1x Door, Convey</b>									
LUC6oLR	600	1970	560	Y	£1,721.29	£1,804.93	£1,950.49	£2,011.70	£2,242.55



1965

CODE	W	H	D		1	2	3	4	5
<b>Larder Unit, 1x Door, Convey</b>									
LUC6oRR	600	1970	560	Y	£1,721.29	£1,804.93	£1,950.49	£2,011.70	£2,242.55



1965

CODE	W	H	D		1	2	3	4	5
<b>Larder Unit, 1x Door, Convey Pull Out</b>									
LUC3oR	300	1970	560	Y	£1,323.89	£1,373.60	£1,450.04	£1,511.54	£1,577.95



1965

CODE		W	H	D		1	2	3	4	5
<b>Larder Unit, 1x Door, Pull Out, 300mm wide</b>										
LUPO3oAR	Anthracite	300	1970	560	N	£922.30	£972.01	£1,048.45	£1,109.95	£1,176.36
LUPO3oCR	Chrome	300	1970	560	N	£937.24	£986.95	£1,063.39	£1,124.89	£1,191.30



1965

CODE		W	H	D		1	2	3	4	5
<b>Larder Unit, 1x Door, Pull Out, 500mm wide</b>										
LUPO5oAR	Anthracite	500	1970	560	N	£1,035.59	£1,106.12	£97.24	£97.24	£1,465.95
LUPO5oCR	Chrome	500	1970	560	N	£1,031.59	£1,102.12	£97.24	£97.24	£1,461.95



Please note that some door styles may not be available in certain price bands.  
Please use this book as a guide and check your pricing system for more detailed availability.  
• not available at all.

Dimensions

Handed

↓ PRICE BANDS ↓ See page 101 for Handleless Price Band breakdown

## LARDER UNITS

## TALL HEIGHT LARDER UNITS



1245

895

CODE	W	H	D		1	2	3	4	5
<b>Tall Larder Unit, Shelved, 2Dr, Hi-line</b>									
TLUD3oHLR	300	2150	560	N	£315.10	£373.01	£502.80	£616.36	£589.41
TLUD4oHLR	400	2150	560	N	£327.70	£385.61	£478.71	£571.82	£698.00
TLUD5oHLR	500	2150	560	N	£345.71	£410.65	£582.39	£759.45	£811.67
TLUD6oHLR	600	2150	560	N	£369.15	£445.97	£725.44	£1,012.39	£931.18



895

1245

CODE	W	H	D		1	2	3	4	5
<b>Tall Larder Unit, Shelved, 2Dr, Studio</b>									
TLUD3oSR	300	2150	560	Y	£315.10	£373.01	£502.80	£616.36	£589.41
TLUD4oSR	400	2150	560	Y	£327.70	£385.61	£478.71	£571.82	£698.00
TLUD5oSR	500	2150	560	Y	£345.71	£410.65	£582.39	£759.45	£811.67
TLUD6oSR	600	2150	560	Y	£369.15	£445.97	£725.44	£1,012.39	£931.18



1245

895

CODE	W	H	D		1	2	3	4	5
<b>Tall Larder Unit, 2x Door, Space Tower</b>									
TLUST6oR	600	2150	560	Y	£909.78	£986.60	£1,168.83	£1,455.78	£1,471.81



1245

895

CODE	W	H	D		1	2	3	4	5
<b>Tall Larder Unit, Shelved, 2Dr, Utility</b>									
TLUU6oR	600	2150	560	Y	£369.15	£445.97	£725.44	£1,012.39	£931.18



1245

895

CODE	W	H	D		1	2	3	4	5
<b>Tall Larder Unit, 2Dr, Utility Laundry</b>									
TLUL6oR	600	2150	560	Y	£369.15	£445.97	£725.44	£1,012.39	£931.18



1245

895

CODE	W	H	D		1	2	3	4	5
<b>Tall Larder Unit, 2Dr, Tandem - Chrome</b>									
TLUT6oCR	600	2150	560	Y	£1,385.00	£1,461.82	£1,741.29	£2,028.24	£1,947.03
<b>Tall Larder Unit, 2Dr, Tandem - Anthracite</b>									
TLUT6oAR	600	2150	560	Y	£1,334.47	£1,411.29	£1,690.76	£1,977.71	£1,896.50

Please note that some door styles may not be available in certain price bands.  
Please use this book as a guide and check your pricing system for more detailed availability.  
■ not available at all.

Dimensions	Handed	↓ PRICE BANDS ↓	See page 101 for Handleless Price Band breakdown
------------	--------	-----------------	--

## LARDER UNITS

CODE	W	H	D		1	2	3	4	5
<b>Tall Larder Unit, 2x Door, Convoy</b>									
TLUC6oLR	600	2150	560	Y	£1,743.06	£1,819.88	£2,099.35	£2,386.30	£2,305.09
TLUC6oRR	600	2150	560	Y	£1,743.06	£1,819.88	£2,099.35	£2,386.30	£2,305.09

## STUDIO HEIGHT LARDER UNITS

CODE	W	H	D		1	2	3	4	5
<b>Larder Unit, Shelved, 1x Door</b>									
LLU3oR	300	1250	560	Y	■	■	£408.41	£468.24	■
LLU4oR	400	1250	560	Y	■	■	£439.50	£523.65	■
LLU5oR	500	1250	560	Y	■	■	£464.27	£561.18	■
LLU6oR	600	1250	560	Y	■	■	£495.00	£600.59	■

## NOTRELLE ONLY - STANDARD HEIGHT LARDER UNITS

CODE	W	H	D		1	2	3	4	5
<b>Larder Unit, 1x Door, Tandem - Notrelle ONLY</b>									
LUT6oCRLH	600	1970	560	Y	■	■	£1,611.70	£1,749.00	■
LUT6oCRRH	600	1970	560	Y	■	■	£1,611.70	£1,749.00	■

CODE	W	H	D		1	2	3	4	5
<b>Larder Unit, 1x Door, Tandem - Notrelle ONLY</b>									
LUT6oARLH	600	1970	560	Y	■	■	£1,561.17	£1,698.47	■
LUT6oARRH	600	1970	560	Y	■	■	£1,561.17	£1,698.47	■

CODE	W	H	D		1	2	3	4	5
<b>Larder Unit, 1x Door, Convoy - Notrelle ONLY</b>									
LUC6oLRLH	600	1970	560	Y	■	■	£1,969.76	£2,107.06	■
LUC6oLRRH	600	1970	560	Y	■	■	£1,969.76	£2,107.06	■

CODE	W	H	D		1	2	3	4	5
<b>Larder Unit, 1x Door, Convoy - Notrelle ONLY</b>									
LUC6oRRLH	600	1970	560	Y	■	■	£1,969.76	£2,107.06	■
LUC6oRRRH	600	1970	560	Y	■	■	£1,969.76	£2,107.06	■

Please note that some door styles may not be available in certain price bands.  
Please use this book as a guide and check your pricing system for more detailed availability.  
■ not available at all.

Dimensions	Handed	↓ PRICE BANDS ↓ See page 101 for Handleless Price Band breakdown
------------	--------	--

## LARDER UNITS



1965

CODE	W	H	D		1	2	3	4	5
<b>Larder Unit, 1x Door, Convoy Pull Out - Notrelle ONLY</b>									
LUC3oRLH	300	1970	560	N	■	■	£1,498.40	£1,593.78	■
LUC3oRRH	300	1970	560	N	■	■	£1,498.40	£1,593.78	■



1965

CODE	W	H	D		1	2	3	4	5
<b>Larder Unit, 1x Door, Pull Out - Notrelle ONLY</b>									
LUPO3oCRLH	300	1970	560	N	■	■	£1,111.75	£1,207.13	■
LUPO3oCRRH	300	1970	560	N	■	■	£1,111.75	£1,207.13	■



1965

CODE	W	H	D		1	2	3	4	5
<b>Larder Unit, 1x Door, Pull Out - Nortelle ONLY</b>									
LUPO3oARLH	300	1970	560	N	■	■	£1,096.81	£1,192.19	■
LUPO3oARRH	300	1970	560	N	■	■	£1,096.81	£1,192.19	■



1965

CODE	W	H	D		1	2	3	4	5
<b>Larder Unit, Shelved, 1x Door - Notrelle ONLY</b>									
LU3oRLH	300	1970	560	Y	■	■	£474.66	£570.04	■
LU3oRRH	300	1970	560	Y	■	■	£474.66	£570.04	■
LU6oRLH	600	1970	560	Y	■	■	£595.85	£733.15	■
LU6oRRH	600	1970	560	Y	■	■	£595.85	£733.15	■



1965

<b>Larder Unit, Shelved, 1Dr, Space Tower - Notrelle ONLY</b>									
LUST3oRLH	300	1970	560	Y	■	■	£967.13	£1,062.51	■
LUST3oRRH	300	1970	560	Y	■	■	£967.13	£1,062.51	■
LUST6oRLH	600	1970	560	Y	■	■	£1,039.24	£1,176.54	■
LUST6oRRH	600	1970	560	Y	■	■	£1,039.24	£1,176.54	■

Please note that some door styles may not be available in certain price bands.  
Please use this book as a guide and check your pricing system for more detailed availability.  
• not available at all.

Dimensions	Handed	↓ PRICE BANDS ↓ See page 101 for Handleless Price Band breakdown
------------	--------	--

## APPLIANCE HOUSING

STANDARD HEIGHT FRIDGE FREEZER UNITS										
CODE	W	H	D		1	2	3	4	5	
<b>Fridge Freezer Tower, Sgl Aperture 70/30</b>										
FTSA7030R	600	1970	560	Y	£324.27	£398.74	£569.36	£752.95	£838.62	
also works with single aperture 60/40										
CODE	W	H	D		1	2	3	4	5	
<b>Fridge Freezer Tower, Sgl Aperture 50/50</b>										
FTSA5050R	600	1970	560	Y	£324.57	£398.63	£571.93	£760.93	£838.63	
CODE	W	H	D		1	2	3	4	5	
<b>Fridge Freezer Tower, Single Studio Appliance</b>										
FTSASFFR	600	1970	560	Y	£424.98	£504.63	£613.81	£798.99	£934.44	
CODE	W	H	D		1	2	3	4	5	
<b>Fridge Freezer Tower, Single Appliance</b>										
FTSAFFR	600	1970	560	Y	£424.98	£504.63	£613.81	£798.99	£934.44	

Please note that some door styles may not be available in certain price bands.  
Please use this book as a guide and check your pricing system for more detailed availability.  
• not available at all.

Dimensions	Handled	↓ PRICE BANDS ↓ See page 101 for Handleless Price Band breakdown
------------	---------	--

TALL HEIGHT FRIDGE FREEZER UNITS



1245

895

CODE	W	H	D		1	2	3	4	5
Fridge Freezer Tower, Single Aperture 70/30									
TFTSA7030R	600	2150	560	Y	£337.32	£414.14	£596.37	£883.32	£899.35

also works with single aperture 60/40



895

1245

CODE	W	H	D		1	2	3	4	5
Fridge Freezer Tower, Single Studio Appliance									
TFTSASFFAR	600	2150	560	Y	£337.32	£414.14	£596.37	£883.32	£899.35



175

1245

715

CODE	W	H	D		1	2	3	4	5
Fridge Freezer Tower, Single Studio Appliance									
TFTSASFFR	600	2150	560	Y	£339.59	£424.08	£542.09	£714.35	£897.88



175

980

980

CODE	W	H	D		1	2	3	4	5
Fridge Freezer Tower, Single Aperture 50/50									
TFTSA5050R	600	2150	560	Y	£339.89	£423.97	£545.36	£722.33	£897.89

STUDIO HEIGHT FRIDGE FREEZER UNITS



1245

CODE	W	H	D		1	2	3	4	5
Fridge Freezer Tower, Single Studio Appliance									
SFTSASFFR	600	1250	560	Y	£279.08	£324.85	£393.97	£477.79	£606.70

Please note that some door styles may not be available in certain price bands.  
Please use this book as a guide and check your pricing system for more detailed availability.  
• not available at all.

Dimensions	Handed	↓ PRICE BANDS ↓ See page 101 for Handleless Price Band breakdown
------------	--------	--

## APPLIANCE HOUSING

STANDARD HEIGHT APPLIANCE UNITS										
CODE	W	H	D		1	2	3	4	5	
↑ <b>Single Oven, Compact Appliance, 1 Drawer</b>										
OTSC1R	600	1970	560	Y	£431.29	£478.46	£532.70	£637.58	£676.91	
CODE	W	H	D		1	2	3	4	5	
↑ <b>Single Oven, Compact Appliance, 1 Drawer</b>										
OTSC2R	600	1970	560	Y	£430.14	£475.96	£528.11	£636.11	£665.14	
CODE	W	H	D		1	2	3	4	5	
<b>Single Oven, Compact Appliance</b>										
OTSC3R	600	1970	560	Y	£341.86	£381.86	£529.80	£605.74	£574.32	
CODE	W	H	D		1	2	3	4	5	
<b>Double Oven</b>										
OTD1R	600	1970	560	Y	£346.48	£389.56	£548.36	£626.39	£621.51	
CODE	W	H	D		1	2	3	4	5	
<b>Double Oven</b>										
OTD2R	600	1970	560	Y	£350.16	£401.74	£560.69	£657.69	£631.71	

Please note that some door styles may not be available in certain price bands.  
Please use this book as a guide and check your pricing system for more detailed availability.  
• not available at all.

Dimensions	Handed	↓ PRICE BANDS ↓	See page 101 for Handleless Price Band breakdown
------------	--------	-----------------	--

APPLIANCE HOUSING



450  
115  
570

CODE	W	H	D		1	2	3	4	5
Double Oven									
OTD3R	600	1970	560	Y	£351.33	£401.94	£565.30	£662.80	£643.59



450  
115  
283  
283



CODE	W	H	D		1	2	3	4	5
Double Oven, 2 Drawers									
OTD4R	600	1970	560	Y	£523.14	£583.71	£646.55	£790.22	£812.58



570  
115  
355  
355



CODE	W	H	D		1	2	3	4	5
Single Oven, 2 Drawers									
OTS1R	600	1970	560	Y	£596.98	£679.34	£834.73	£890.36	£890.36



570  
115  
715

CODE	W	H	D		1	2	3	4	5
Single Oven									
OTS2R	600	1970	560	Y	£358.98	£418.29	£594.80	£707.80	£721.74



715  
115  
715

CODE	W	H	D		1	2	3	4	5
Compact Appliance									
OTC1R	600	1970	560	Y	£363.16	£429.44	£610.39	£737.33	£764.47



715  
115  
355  
355



CODE	W	H	D		1	2	3	4	5
Compact Appliance, 2 Drawers									
OTC2R	600	1970	560	Y	£536.67	£608.13	£693.40	£867.26	£933.09

Please note that some door styles may not be available in certain price bands.  
Please use this book as a guide and check your pricing system for more detailed availability.  
■ = not available at all.

↓ **PRICE BANDS** ↓ See page 101 for Handleless Price Band breakdown

## APPLIANCE HOUSING



490

115

980



645

115

715



645

139

570



645

355

355



645

139

139  
283

283




645

175

175  
175175  
175175  
175


CODE	W	H	D		1	2	3	4	5
Compact Appliance									
OTC3R	600	1970	560	Y	£364.60	£431.86	£618.81	£741.89	£776.33

CODE	W	H	D		1	2	3	4	5
Single Oven									
OTS3R	600	1970	560	Y	£355.13	£407.12	£581.60	£675.36	£710.24

CODE	W	H	D		1	2	3	4	5
 <b>Single Oven, 1 Drawer, 1 Door</b>									
OTS4R	600	1970	560	Y	£429.44	£484.13	£565.14	£665.16	£783.08

CODE	W	H	D		1	2	3	4	5
<div><div><div></div></div><div>Single Oven, 2 Drawers</div></div>									
OTS5R	600	1970	560	Y	£528.64	£585.81	£672.90	£821.14	£883.76

CODE	W	H	D		1	2	3	4	5
 <b>Single Oven, 3 Drawers</b>									
OTS6R	600	1970	560	Y	£601.21	£664.99	£742.72	£855.55	£955.82






CODE	W	H	D		1	2	3	4	5
 <b>Single Oven, 4 Drawers</b>									
OTS7R	600	1970	560	Y	£648.87	£712.24	£793.41	£939.35	£998.01



Please note that some door styles may not be available in certain price bands.  
Please use this book as a guide and check your pricing system for more detailed availability.  
• not available at all.

Dimensions	Handed	↓ PRICE BANDS ↓	See page 101 for Handleless Price Band breakdown	
------------	--------	-----------------	--	--

APPLIANCE HOUSING







	645	CODE	W	H	D		1	2	3	4	5
		Single Oven, 140 Warming Drawer									
		OTSW141R	600	1970	560	Y	£350.95	£395.97	£566.01	£645.83	£668.74
	570	CODE	W	H	D		1	2	3	4	5
	645	Single Oven, 140 Warming Drawer, 2 Drawers									
		OTSW142R	600	1970	560	Y	£522.76	£576.87	£648.02	£788.72	£841.52
	283	CODE	W	H	D		1	2	3	4	5
	283	Single Oven, 290 Warming Drawer, 2 Drawers									
		OTSW291R	600	1970	560	Y	£505.31	£553.68	£616.02	£702.68	£788.01
	645	CODE	W	H	D		1	2	3	4	5
		Single Oven, Compact Appliance									
		OTSC4R	600	1970	560	Y	£341.86	£381.86	£529.80	£605.74	£574.32
	450	CODE	W	H	D		1	2	3	4	5
		Double Oven, 2 Drawers									
		OTD5R	600	1970	560	Y	£505.31	£553.68	£616.02	£702.68	£788.01
	645	CODE	W	H	D		1	2	3	4	5
		Double Oven, 1 Drawer									
		OTD6R	600	1970	560	Y	£431.79	£477.43	£535.96	£652.17	£709.44
	139										
	283										
	715										
	355										



Please note that some door styles may not be available in certain price bands.  
Please use this book as a guide and check your pricing system for more detailed availability.  
• not available at all.

Dimensions	Handed	↓ PRICE BANDS ↓	See page 101 for Handleless Price Band breakdown	
------------	--------	-----------------	--	--

## APPLIANCE HOUSING

	570	139	355	CODE	W	H	D		1	2	3	4	5
				↑ <b>Double Oven, 2 Drawers</b>									
				OTD7R	600	1970	560	Y	£506.10	£554.44	£616.74	£702.15	£779.55
	715	175	175	CODE	W	H	D		1	2	3	4	5
				↑ <b>Double Oven, 2 Drawers</b>									
				OTD8R	600	1970	560	Y	£491.96	£540.70	£599.98	£711.33	£766.57
	645	715		CODE	W	H	D		1	2	3	4	5
				<b>Compact Appliance, 140 Warming Drawer</b>									
				OTCW141R	600	1970	560	Y	£355.13	£407.12	£581.60	£675.36	£710.24
	645	139	570	CODE	W	H	D		1	2	3	4	5
				↑ <b>Compact Appliance, 140 Warming Drawer, 1 Drawer, 1 Door</b>									
				OTCW142R	600	1970	560	Y	£429.44	£484.13	£565.14	£665.16	£783.08
	645	355	355	CODE	W	H	D		1	2	3	4	5
				↑ <b>Compact Appliance, 140 Warming Drawer, 2 Drawers</b>									
				OTCW143R	600	1970	560	Y	£528.64	£585.81	£672.90	£821.14	£883.76
	645	139	283	CODE	W	H	D		1	2	3	4	5
				↑ <b>Compact Appliance, 140 Warming Drawer, 3 Drawers</b>									
				OTCW144R	600	1970	560	Y	£601.21	£664.99	£742.72	£855.55	£955.82

Please note that some door styles may not be available in certain price bands.  
 Please use this book as a guide and check your pricing system for more detailed availability.  
 • not available at all.

Dimensions	Handed	↓ PRICE BANDS ↓	See page 101 for Handleless Price Band breakdown				
------------	--------	-----------------	--	--	--	--	--

## APPLIANCE HOUSING



645

175  
175  
175  
175

CODE	W	H	D		1	2	3	4	5
<b>Compact Appliance, 140 Warming Drawer, 4 Drawers</b>									
OTCW145R	600	1970	560	Y	£648.87	£712.24	£793.41	£939.35	£998.01



645

283  
283

CODE	W	H	D		1	2	3	4	5
<b>Compact Appliance, 290 Warming Drawer, 2 Drawers</b>									
OTCW291R	600	1970	560	Y	£522.76	£576.87	£648.02	£788.72	£841.52



645

139  
715

CODE	W	H	D		1	2	3	4	5
<b>Compact Appliance, 1 Drawer, 1 Door</b>									
OTC4R	600	1970	560	Y	£433.62	£495.28	£580.73	£694.69	£823.08



645

139  
139  
570

CODE	W	H	D		1	2	3	4	5
<b>Compact Appliance, 2 Drawers, 1 Door</b>									
OTC5R	600	1970	560	Y	£507.93	£572.29	£661.51	£781.73	£897.42



645





283  
570

CODE	W	H	D		1	2	3	4	5
<b>Compact Appliance, 1 Drawer, 1 Door</b>									
OTC6R	600	1970	560	Y	£446.88	£507.31	£595.50	£742.84	£836.58



Please note that some door styles may not be available in certain price bands.  
Please use this book as a guide and check your pricing system for more detailed availability.  
• not available at all.

Dimensions	Handled	↓ PRICE BANDS ↓	See page 101 for Handleless Price Band breakdown	
------------	---------	-----------------	--	--

## APPLIANCE HOUSING

	CODE	W	H	D		1	2	3	4	5
	<b>Compact Appliance, 3 Drawers</b>									
	OTC7R	600	1970	560	Y	£607.09	£673.93	£760.94	£872.79	£998.06
	<b>Compact Appliance, 4 Drawers</b>									
	OTC8R	600	1970	560	o	£679.70	£753.15	£839.09	£972.12	£1,070.16
	<b>Compact Appliance, 3 Drawers</b>									
	OTC9R	600	1970	560	Y	£618.68	£688.20	£778.88	£959.02	£1,009.35
	<b>Compact Appliance, 5 Drawers</b>									
	OTC10R	600	1970	560	Y	£740.66	£813.70	£902.21	£1,045.50	£1,125.65







## TALL HEIGHT APPLIANCE UNITS

	CODE	W	H	D		1	2	3	4	5
	<b>Single Oven, Compact Appliance</b>									
	TOTSC1R	600	2150	560	Y	£379.54	£431.50	£499.77	£602.56	£682.42
	<b>Single Oven, Compact Appliance</b>									
	TOTSC2R	600	2150	560	Y	£379.54	£431.50	£499.77	£602.56	£682.42

Please note that some door styles may not be available in certain price bands.  
 Please use this book as a guide and check your pricing system for more detailed availability.  
 • not available at all.

Dimensions	Handed	↓ PRICE BANDS ↓	See page 101 for Handleless Price Band breakdown				
------------	--------	-----------------	--	--	--	--	--







## APPLIANCE HOUSING

 570 115 283 355	CODE	W	H	D		1	2	3	4	5
	<b>Double Oven, 2 Drawers</b>									
	TOTDiR	600	2150	560	Y	£556.61	£619.57	£695.76	£845.58	£896.24
 570 115 570	CODE	W	H	D		1	2	3	4	5
	<b>Double Oven</b>									
	TOTD2R	600	2150	560	Y	£381.86	£434.20	£509.03	£613.18	£706.07
 895 115 715	CODE	W	H	D		1	2	3	4	5
	<b>Compact Appliance</b>									
	TOTCiR	600	2150	560	Y	£395.69	£464.32	£627.79	£898.27	£844.68
 895 115 355 355	CODE	W	H	D		1	2	3	4	5
	<b>Compact Appliance, 2 Drawers</b>									
	TOTC2R	600	2150	560	Y	£569.20	£643.01	£835.45	£1,114.35	£1,013.30
 715 115 139 355 355	CODE	W	H	D		1	2	3	4	5
	<b>Compact Appliance, 3 Drawers</b>									
	TOTC3R	600	2150	560	Y	£642.18	£723.31	£816.79	£961.82	£1,072.95
 645 175 715	CODE	W	H	D		1	2	3	4	5
	<b>Single Oven, 1 Drawer, 1 Door</b>									
	TOTSiR	600	2150	560	Y	£461.71	£523.72	£611.35	£725.81	£860.76

Please note that some door styles may not be available in certain price bands.  
Please use this book as a guide and check your pricing system for more detailed availability.  
• not available at all.

Dimensions	Handled	↓ PRICE BANDS ↓	See page 101 for Handleless Price Band breakdown
------------	---------	-----------------	--

## APPLIANCE HOUSING

	CODE	W	H	D		1	2	3	4	5
	<b>Single Oven, 2 Drawers, 1 Door</b>									
	TOTS2R	600	2150	560	Y	£536.02	£600.73	£692.13	£812.85	£933.21
645										
175										
139										
570										
	CODE	W	H	D		1	2	3	4	5
	<b>Single Oven, 3 Drawers</b>									
	TOTS3R	600	2150	560	Y	£863.21	£913.46	£985.32	£1,111.38	£1,171.79
645										
175										
355										
355										
	CODE	W	H	D		1	2	3	4	5
	<b>Single Oven, 4 Drawers</b>									
	TOTS4R	600	2150	560	Y	£707.79	£781.59	£869.71	£1,003.24	£1,105.95
645										
175										
139										
283										
283										
	CODE	W	H	D		1	2	3	4	5
	<b>Single Oven, 5 Drawers</b>									
	TOTS5R	600	2150	560	Y	£768.75	£842.14	£935.58	£1,102.55	£1,161.44
645										
175										
175										
175										
175										
175										
	CODE	W	H	D		1	2	3	4	5
	<b>Single Oven, Compact Appliance, 1 Drawer</b>									
	TOTSC3R	600	2150	560	Y	£448.56	£499.58	£560.64	£657.31	£725.99
490										
139										
450										
	CODE	W	H	D		1	2	3	4	5
	<b>Single Oven, Compact Appliance, 140 Warming Drawer</b>									
	TOTSCWIR	600	2150	560	Y	£370.07	£411.42	£464.27	£561.91	£613.15
490										
450										

Please note that some door styles may not be available in certain price bands.  
 Please use this book as a guide and check your pricing system for more detailed availability.  
 • not available at all.

Dimensions	Handled	↓ PRICE BANDS ↓	See page 101 for Handleless Price Band breakdown				
------------	---------	-----------------	--	--	--	--	--

## APPLIANCE HOUSING



CODE	W	H	D		1	2	3	4	5
<b>Single Oven, Microwave, 2 Drawers</b>									
TOTSM1R	600	2150	560	Y	£534.40	£588.18	£650.28	£750.12	£828.16



CODE	W	H	D		1	2	3	4	5
<b>Single Oven, Microwave, 2 Drawers</b>									
TOTSM2R	600	2150	560	Y	£535.31	£585.21	£652.19	£738.36	£836.19



CODE	W	H	D		1	2	3	4	5
<b>Double Oven, 3 Drawers</b>									
TOTD3R	600	2150	560	Y	£612.65	£671.01	£743.70	£849.81	£930.04



CODE	W	H	D		1	2	3	4	5
<b>Double Oven, 2 Drawers</b>									
TOTD4R	600	2150	560	Y	£538.37	£594.03	£662.95	£802.07	£859.96



CODE	W	H	D		1	2	3	4	5
<b>Double Oven, 3 Drawers</b>									
TOTD5R	600	2150	560	Y	£598.54	£657.30	£726.97	£861.23	£917.09



CODE	W	H	D		1	2	3	4	5
<b>Compact Appliance, 140 Warming Drawer, 1 Drawer, 1 Door</b>									
TOTCW141R	600	2150	560	Y	£461.71	£523.72	£611.35	£754.96	£860.76




CODE	W	H	D		1	2	3	4	5
<b>Compact Appliance, 140 Warming Drawer, 2 Drawers, 1 Door</b>									
TOTCW142R	600	2150	560	Y	£536.02	£600.73	£692.13	£812.85	£933.21

Please note that some door styles may not be available in certain price bands.  
Please use this book as a guide and check your pricing system for more detailed availability.  
• not available at all.

Dimensions	Handed	↓ PRICE BANDS ↓	See page 101 for Handleless Price Band breakdown
------------	--------	-----------------	--

## APPLIANCE HOUSING




645

175

355

355

CODE	W	H	D		1	2	3	4	5
<div> <div>↑</div> <div>Compact Appliance, 140 Warming Drawer, 3 Drawers</div> </div>									
TOTCW143R	600	2150	560	Y	£635.18	£702.37	£801.73	£971.00	£1,033.85



645


175

139

283

283

CODE	W	H	D		1	2	3	4	5
<div> <div>↑</div> <div>Compact Appliance, 140 Warming Drawer, 4 Drawers</div> </div>									
TOTCW144R	600	2150	560	Y	£707.79	£781.59	£869.71	£1,003.24	£1,105.95



645

175

175


175

175

175


CODE	W	H	D		1	2	3	4	5
<div> <div>↑</div> <div>Compact Appliance, 140 Warming Drawer, 5 Drawers</div> </div>									
TOTCW145R	600	2150	560	Y	£768.75	£842.14	£935.58	£1,102.55	£1,161.44

## STUDIO HEIGHT APPLIANCE UNITS



645


CODE	W	H	D		1	2	3	4	5
Single Oven									
SOTS1R	600	1250	560	Y	£344.00	£367.29	£406.03	£461.20	£518.94



115  
283  
283

↑

CODE	W	H	D		1	2	3	4	5
Single Oven, 2 Drawers									
SOTS2R	600	1250	560	N	£519.66	£561.32	£600.98	£690.98	£692.87



115  
139  
139  
355

↑

CODE	W	H	D		1	2	3	4	5
Single Oven, 3 Drawers									
SOTS3R	600	1250	560	N	£577.61	£613.89	£650.34	£716.42	£739.40



Please note that some door styles may not be available in certain price bands.  
 Please use this book as a guide and check your pricing system for more detailed availability.  
 • not available at all.

Dimensions	Handed	↓ PRICE BANDS ↓	See page 101 for Handleless Price Band breakdown				
------------	--------	-----------------	--	--	--	--	--

## APPLIANCE HOUSING



CODE	W	H	D		1	2	3	4	5
<b>Double Oven, 1 Drawer</b>									
SOTDiR	600	1250	560	N	£423.72	£448.08	£470.11	£520.66	£524.84



CODE	W	H	D		1	2	3	4	5
<b>Compact Appliance, 2 Drawers</b>									
SOTCiR	600	1250	560	N	£525.54	£568.30	£625.86	£723.40	£735.23



CODE	W	H	D		1	2	3	4	5
<b>Compact Appliance</b>									
SOTC2R	600	1250	560	Y	£352.03	£389.61	£434.82	£508.29	£566.61



CODE	W	H	D		1	2	3	4	5
<b>Compact Appliance, 1 Drawer, 1 Door</b>									
SOTC3R	600	1250	560	Y	£426.34	£466.62	£515.60	£595.33	£636.72



CODE	W	H	D		1	2	3	4	5
<b>Compact Appliance, 3 Drawers</b>									
SOTC4R	600	1250	560	N	£598.11	£647.48	£693.18	£785.72	£806.99



CODE	W	H	D		1	2	3	4	5
<b>Compact Appliance, 1 Drawer, 1 Door</b>									
SOTC5R	600	1250	560	Y	£427.37	£468.00	£519.16	£599.39	£647.34



CODE	W	H	D		1	2	3	4	5
<b>Compact Appliance, 3 Drawers</b>									
SOTC6R	600	1250	560	N	£599.14	£648.86	£702.75	£813.78	£816.29

Please note that some door styles may not be available in certain price bands.  
Please use this book as a guide and check your pricing system for more detailed availability.  
• not available at all.

Dimensions	Handed	↓ PRICE BANDS ↓ See page 101 for Handleless Price Band breakdown
------------	--------	--

## FEATURE UNITS

FEATURE UNITS									
CODE	W	H	D		1	2	3	4	5
<b>Boiler Housing Unit</b>									
BHU1R	600	1250	300	Y	£127.88	£173.65	£242.77	£326.59	£455.50
CODE	W	H	D		1	2	3	4	5
<b>Boiler Housing Unit</b>									
BHU2R	600	1390	300	Y	£430.68	£486.12	£563.45	£645.73	£792.65
CODE	W	H	D		1	2	3	4	5
<b>Feature Single Larder With Drawers</b>									
FLU60R	600	1970	560	Y	£1,359.21	£1,442.85	£1,588.41	£1,649.62	£1,880.47
FLU50R	500	1970	560	Y	£964.23	£1,022.29	£1,117.38	£1,245.91	£1,723.40
CODE	W	H	D		1	2	3	4	5
<b>Bookcase With Cupboard</b>									
BOKC30R	300	1970	300	Y	£162.94	£179.97	£199.79	£228.29	£253.94
BOKC40R	400	1970	300	Y	£180.70	£199.82	£228.08	£280.00	£303.55
BOKC50R	500	1970	300	Y	£199.06	£221.65	£255.86	£304.89	£353.89
BOKC60R	600	1970	300	Y	£217.27	£245.97	£284.47	£350.00	£404.00
CODE	W	H	D		1	2	3	4	5
<b>Tall Bookcase With Cupboard</b>									
TBOKC30R	300	2150	300	Y	£174.53	£198.56	£232.59	£270.70	£288.76
TBOKC40R	400	2150	300	Y	£194.82	£219.35	£268.21	£306.62	£349.15
TBOKC50R	500	2150	300	Y	£215.21	£244.68	£304.09	£356.27	£409.50
TBOKC60R	600	2150	300	Y	£236.24	£267.29	£402.17	£583.53	£470.65



Dimensions	Handed	↓ HARTLAND ↓
------------	--------	--------------

Dimensions	Handed	↓ HARTLAND ↓
------------	--------	--------------

## HARTLAND ONLY

### HARTLAND ONLY STANDARD HEIGHT APPLIANCE UNITS

CODE	W	H	D		STOCKED	PTO
<b>Single Oven, Compact Appliance, 2 Drawers</b>						
OTSC5R	600	1970	560	Y	£615.42	£712.53



CODE	W	H	D		STOCKED	PTO
<b>Single Oven, Compact Appliance, 3 Drawers</b>						
OTSC6R	600	1970	560	Y	£675.14	£770.03



CODE	W	H	D		STOCKED	PTO
<b>Single Oven, Compact Appliance, 140 Warming Drawer 1 Drawer</b>						
OTSCW1R	600	1970	560	Y	£514.75	£573.72



CODE	W	H	D		STOCKED	PTO
<b>Single Oven, Compact Appliance, 140 Warming Drawer 2 Drawers</b>						
OTSCW2R	600	1970	560	Y	£578.77	£653.46



CODE	W	H	D		STOCKED	PTO
<b>Single Oven, Compact Appliance, 2 Drawers</b>						
OTSM1R	600	1970	560	Y	£632.37	£718.00



CODE	W	H	D		STOCKED	PTO
<b>Single Oven, Compact Appliance</b>						
OTSM2R	600	1970	560	Y	£537.06	£609.88



CODE	W	H	D		STOCKED	PTO
<b>Single Oven, Compact Appliance, 1 Drawer</b>						
OTSM3R	600	1970	560	Y	£527.55	£600.37



CODE	W	H	D		STOCKED	PTO
<b>Two Compact Appliances, 1 Drawer</b>						
OTCC1R	600	1970	560	Y	£535.94	£609.52



CODE	W	H	D		STOCKED	PTO
<b>Two Compact Appliances, Two 140 Warming Drawers, 2 Drawers</b>						
OTCCW141R	1200	1970	560	Y	£1,932.14	£2,107.66



Note: This unit is made up of two 600mm cabinets.

CODE	W	H	D		STOCKED	PTO
<b>Two Single Ovens, 2 Drawers</b>						
OTS8R	1200	1970	560	Y	£1,932.14	£2,107.66



Note: This unit is made up of two 600mm cabinets.

CODE	W	H	D		STOCKED	PTO
<b>Four Single Ovens, 1 Drawer</b>						
OTSgR	1200	1970	560	Y	£1,615.09	£1,729.14



Note: This unit is made up of two 600mm cabinets.

Dimensions	Handed	↓ HARTLAND ↓
------------	--------	--------------

Dimensions	Handed	↓ HARTLAND ↓
------------	--------	--------------

## HARTLAND ONLY

### HARTLAND ONLY TALL HEIGHT APPLIANCE UNITS

CODE	W	H	D		STOCKED	PTO
<b>Two Single Ovens, Two Compact Appliances, Two 140 Warming Drawers, 1 Drawer</b>						
OTSCW3R	1200	1970	560	Y	£1,615.09	£1,729.14

CODE	W	H	D		STOCKED	PTO
<b>Tall Larder Unit, Shelved, 2Dr, Hiline</b>						
TLUD30HLAR	300	2150	560	Y	£469.21	£568.65

CODE	W	H	D		STOCKED	PTO
<b>Tall Larder Unit, Shelved, 2Dr, Hiline</b>						
TLUD60HLAR	600	2150	560	Y	£587.01	£748.56

CODE	W	H	D		STOCKED	PTO
<b>Tall Larder Unit, 2x Door, Space Tower</b>						
TLUST60AR	600	2150	560	Y	£1,127.64	£1,289.19

CODE	W	H	D		STOCKED	PTO
<b>Tall Larder Unit, 1Dr, Utility, Laundry</b>						
TLUL60AR	600	2150	560	Y	£587.01	£748.56

CODE	W	H	D		STOCKED	PTO
<b>Tall Larder Unit, 2Dr, Tandem - Chrome</b>						
TLUT60CAR	600	2150	560	Y	£1,602.86	£1,764.41

CODE	W	H	D		STOCKED	PTO
<b>Tall Larder Unit, 2Dr, Tandem - Anthracite</b>						
TLUT60AAR	600	2150	560	Y	£1,552.33	£1,713.88

CODE	W	H	D		STOCKED	PTO
<b>Tall Larder Unit, 2x Door, Convoy</b>						
TLUC60LAR	600	2150	560	N	£1,960.92	£2,122.47
TLUC60RAR	600	2150	560	N	£1,960.92	£2,122.47

CODE	W	H	D		STOCKED	PTO
<b>Fridge Freezer Tower, Single Aperture 70/30</b>						
TFTSA7030AR	600	2150	560	Y	£555.18	£716.73

CODE	W	H	D		STOCKED	PTO
<b>Fridge Freezer Tower, Single Aperture 60/40</b>						
TFTSA6040AR	600	2150	560	Y	£555.18	£716.73

CODE	W	H	D		STOCKED	PTO
<b>Single Oven</b>						
TOTS6R	600	2150	560	Y	£551.97	£664.80

CODE	W	H	D		STOCKED	PTO
<b>Single Oven, 1 Drawer</b>						
TOTS7R	600	2150	560	Y	£632.75	£751.84

CODE	W	H	D		STOCKED	PTO
<b>Single Oven, 2 Drawers</b>						
TOTS8R	600	2150	560	Y	£732.22	£842.94

CODE	W	H	D		STOCKED	PTO
<b>Single Oven, 3 Drawers</b>						
TOTS9R	600	2150	560	Y	£810.33	£942.23



Dimensions	Handed	↓ <b>HARTLAND</b> ↓
------------	--------	---------------------

Dimensions	Handed	↓ <b>HARTLAND</b> ↓
------------	--------	---------------------

## HARTLAND ONLY

CODE	W	H	D		STOCKED	PTO
<b>Single Oven, 4 Drawers</b>						
TOTSioR	600	2150	560	Y	£860.15	£1,002.31



CODE	W	H	D		STOCKED	PTO
<b>Single Oven, Warming Drawer</b>						
TOTSWi4iR	600	2150	560	Y	£536.38	£635.27



CODE	W	H	D		STOCKED	PTO
<b>Single Oven, Warming Drawer, 2 Drawers</b>						
TOTSWi42R	600	2150	560	Y	£714.00	£825.70



CODE	W	H	D		STOCKED	PTO
<b>Single Oven, Warming Drawer, 2 Drawers</b>						
TOTSW29iR	600	2150	560	Y	£683.63	£789.36



CODE	W	H	D		STOCKED	PTO
<b>Single Oven, Compact Appliance, 1 Drawer</b>						
TOTSC4R	600	2150	560	Y	£498.59	£588.47



CODE	W	H	D		STOCKED	PTO
<b>Single Oven, Compact Appliance, 2 Drawers</b>						
TOTSM3R	600	2150	560	Y	£677.13	£797.54



CODE	W	H	D		STOCKED	PTO
<b>Double Oven, 2 Drawers</b>						
TOTD6R	600	2150	560	Y	£683.63	£789.36



CODE	W	H	D		STOCKED	PTO
<b>Two Compact Appliances, 1 Drawer</b>						
TOTCCiR	600	2150	560	Y	£518.50	£611.15



CODE	W	H	D		STOCKED	PTO
<b>Compact Appliance, Warming Drawer</b>						
TOTCW146R	600	2150	560	Y	£551.97	£664.80



CODE	W	H	D		STOCKED	PTO
<b>Compact Appliance, Warming Drawer, 1 Drawer</b>						
TOTCW147R	600	2150	560	Y	£632.75	£751.84



CODE	W	H	D		STOCKED	PTO
<b>Compact Appliance, Warming Drawer, 2 Drawers</b>						
TOTCW148R	600	2150	560	Y	£732.22	£842.94



CODE	W	H	D		STOCKED	PTO
<b>Compact Appliance, Warming Drawer, 3 Drawers</b>						
TOTCW149R	600	2150	560	Y	£810.33	£942.23



CODE	W	H	D		STOCKED	PTO
<b>Compact Appliance, Warming Drawer, 4 Drawers</b>						
TOTCW1410R	600	2150	560	Y	£860.15	£1,002.31




CODE	W	H	D		STOCKED	PTO
<b>Compact Appliance, Warming Drawer</b>						
OTCW293R	600	2150	560	Y	£536.38	£635.27





Dimensions	Handed	↓ HARTLAND ↓
------------	--------	--------------


Dimensions	Handed	↓ HARTLAND ↓
------------	--------	--------------


## HARTLAND ONLY


	CODE	W	H	D		STOCKED	PTO
	<b>Compact Appliance, Warming Drawer, 2 Drawers</b>						
825	OTCW294R	600	2150	560	Y	£714.00	£825.70
283							
283							


	CODE	W	H	D		STOCKED	PTO
	<b>Compact Appliance, 1 Drawer</b>						
825	TOTC4R	600	2150	560	Y	£648.34	£781.37
139							
715							


	CODE	W	H	D		STOCKED	PTO
	<b>Compact Appliance, 2 Drawers</b>						
825	TOTC5R	600	2150	560	Y	£729.12	£868.41
139							
139							
570							


	CODE	W	H	D		STOCKED	PTO
	<b>Compact Appliance, 1 Drawer</b>						
825	TOTC6R	600	2150	560	Y	£663.11	£788.17
283							
570							

	CODE	W	H	D		STOCKED	PTO
	<b>Compact Appliance, 3 Drawers</b>						
825	TOTC7R	600	2150	560	Y	£828.55	£959.47
139							
355							
355							


	CODE	W	H	D		STOCKED	PTO
	<b>Compact Appliance, 4 Drawers</b>						
825	TOTC8R	600	2150	560	Y	£906.74	£1,058.84
139							
139							
283							
283							

	CODE	W	H	D		STOCKED	PTO
	<b>Compact Appliance, 3 Drawers</b>						
825	TOTC9R	600	2150	560	Y	£840.72	£978.59
283							
283							
283							


	CODE	W	H	D		STOCKED	PTO
	<b>Compact Appliance, 5 Drawers</b>						
825	TOTC10R	600	2150	560	Y	£956.62	£1,118.98
139							
175							
175							
175							

	CODE	W	H	D		STOCKED	PTO
	<b>Two Compact Appliances, Two Warming Drawers, 2 Drawers</b>						
825	TOTCCW141R	1200	2150	560	N	£1,450.10	£1,663.76
355							
355							


Note: This unit is made up of two 600mm cabinets.

	CODE	W	H	D		STOCKED	PTO
	<b>Two Single Ovens, 2 Drawers</b>						
825	TOTS11R	1200	2150	560	N	£1450	£1664
355							
355							

Note: This unit is made up of two 600mm cabinets.

	CODE	W	H	D		STOCKED	PTO
	<b>Two Single Ovens, 2 Drawers</b>						
825	TOTS11R	1200	2150	560	N	£1,450.10	£1,663.76
355							
355							

Note: This unit is made up of two 600mm cabinets.

	CODE	W	H	D		STOCKED	PTO
	<b>Two Single Ovens, Two Compact Appliances, Two Warming Drawers, 1 Drawer</b>						
570	TOTSW143R	1200	2150	560	N	£1,087.70	£1,214.23
355							





Note: This unit is made up of two 600mm cabinets.

## HANDLELESS FEATURE GLAZED














	CODE	W	H	D	Handed	
<b>Feature Single Medium Wall Unit - 500</b>						
Black metal frame with black glass	FWM50AR	500	700	300	Y	£419
Satin brown frame with bronze tinted glass	FWM50BR	500	700	300	Y	£359
<b>Feature Single Medium Wall Unit - 600</b>						
Satin brown frame with bronze tinted glass	FWM60BR	600	700	300	Y	£386
Black metal frame with fluted clear glass	FWM60CR	600	700	300	Y	£474
<b>Feature Single Tall Wall Unit - 500</b>						
Satin brown frame with bronze tinted glass	FWT50BR	500	880	300	Y	£406
Black metal frame with fluted clear glass	FWT50CR	500	880	300	Y	£483
<b>Feature Single Tall Wall Unit - 600</b>						
Black metal frame with black glass	FWT60AR	600	880	300	Y	£420
Satin brown frame with bronze tinted glass	FWT60BR	600	880	300	Y	£437
Black metal frame with fluted clear glass	FWT60CR	600	880	300	Y	£520
<b>Feature Double Medium Wall Unit</b>						
Black metal frame with black glass	FWM100AR	1000	700	300	N	£745
Satin brown frame with bronze tinted glass	FWM100BR	1000	700	300	N	£624
Black metal frame with fluted clear glass	FWM100CR	1000	700	300	N	£787
<b>Feature Double Tall Wall Unit</b>						
Black metal frame with black glass	FWT100AR	1000	880	300	N	£804
Satin brown frame with bronze tinted glass	FWT100BR	1000	880	300	N	£700
Black metal frame with fluted clear glass	FWT100CR	1000	880	300	N	£854

## MONACO PRICE BAND 1

	CODE	W	H	D		PRICE BAND 1	PRICE BAND 2
	<b>Cornice and Lighting Pelmet</b>						
	C30	2800	18	70	Modern Cornice Pelmet	£17.91	£69.62
	<b>Plinth</b>						
	P30	2800	150	18	Plinth	£17.91	£69.62
	<b>End Panels</b>						
	EP25	650	2400	18	End Panel	£87.91	£182.97
	BEP900/18	650	900	18	Base End Panel	£33.79	£72.09
	WEP780/18	370	780	18	Wall End Panel	£20.32	£51.44
	WEP960/18	370	960	18	Wall End Panel	£23.74	£57.32
	EP2400/900	2400	900	18	Breakfast Bar End Panel	£114.68	£388.91
	BBEP1200	1200	685	18	Breakfast Bar End Panel	£52.24	£132.35
	<b>Corner and Feature Posts</b>						
	CP30	70	715	18	Corner Post	£10.50	£34.41
	CP30B	70	685	18	Corner Post, Handleless	£9.65	£53.32
	CP30TW	70	895	18	Tall Wall Internal Corner Post	-	£127.97



## STANHOPE

	CODE	W	H	D	DESCRIPTION	STANHOPE
<b>Cornice and Lighting Pelmet</b>						
	C30	3050	45		Cornice, 3050x45mm	£69.62
	L30	3050	57		Lighting pelmet, 3050x57mm	£32.18
<b>Plinth</b>						
	P30	3050	150		Plinth	£83.82
<b>Rail</b>						
	MR30	3050	36	55	Multi-purpose rail, 3050x55x36mm	£51.59
	RR30	80	3050	80	Radius rail, 3050x80x34mm	£71.68
	RCP120	120	45	120	Radius Corner Piece 120x120xmm	£46.65
<b>Corner Post</b>						
	CP70X30	30	720	30	Corner post, 720x30x30mm	£33.06
<b>Pilaster</b>						
	BP1900	93	900	46	Barrel Pilaster, 900x93x46mm	£95.97
	BP11250	93	1250	46	Barrel Pilaster, 1250x93x46mm	£113.18
	FPI900	100	900	18	Fluted Pilaster, 900x100x18mm	£36.56
	FPI1250	100	1250	18	Fluted Pilaster, 1250x100x18mm	£43.53
	FPI2540	100	2540	18	Fluted Pilaster, 2540x100x18mm	£66.21
	MPI900	100	900	18	Modern Pilaster, 900x100x18mm	£20.88
	MPI1250	100	1250	18	Modern Pilaster, 1250x100x18mm	£24.35
	MPI2540	100	2540	18	Modern Pilaster, 2540x100x18mm	£54
<b>Edging Tape</b>						
	ET1	50000	22		Pre-glued edging tape, 50mx22mm	£29.74

### End Panel

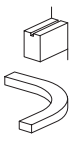
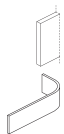
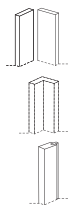


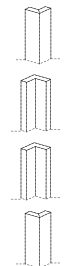
BEP900/18	650	900	18	Base end panel 900x650x18mm	£72.09
WEP780/18	370	780	18	Wall end panel 780x370x18mm	£51.44
WEP960/18	370	960	18	Wall end panel 960x370x18mm	£57.32
EP25	650	2400	18	End panel 2400x650x18mm	£182.97
EP2400/900	2400	900	18	Breakfast Bar End panel 2400x900x18mm	£388.91
SEP720LH	330	1050	18	Scroll End Panel, plain, 1050x330mm for 720 cabinet, left hand*	£42.24
SEP720RH	330	1050	18	Scroll End Panel, plain, 1050x330mm for 720 cabinet, right hand*	£42.24
SEP900LH	330	1230	18	Scroll End Panel, plain, 1230x330mm for 900 cabinet, left hand*	£49.47
SEP900RH	330	1230	18	Scroll End Panel, plain, 1230x330mm for 900 cabinet, right hand*	£49.47

### T&G End Panel



SGP720LH	330	1050	18	Scroll End Panel, T&G, 1050x330mm for 720 cabinet, left hand*	£42.24
SGP720RH	330	1050	18	Scroll End Panel, T&G, 1050x330mm for 720 cabinet, right hand*	£42.24
SGP900LH	330	1230	18	Scroll End Panel, T&G, 1230x330mm for 900 cabinet, left hand*	£49.47
SGP900RH	330	1230	18	Scroll End Panel, T&G, 1230x330mm for 900 cabinet, right hand*	£49.47

## VERONA MATT &amp; GLOSS | PAINT-TO-ORDER

(matt only)







	CODE	W	H	D	DESCRIPTION	STOCKED	PTO
<b>Cornice and Lighting Pelmet</b>							
	C30	3050	50	28	Cornice (C30)	£69.62	£194.12
	CCS300SD	300	50	300	Curved Cornice For 300mm Curved Door Unit Unhanded	£74.41	£170.00
<b>Plinth</b>							
	P30	3050	150	16	1 x 3000mm Plinth (P30)	£83.82	£241.88
	CP560SD	530	150	300	Curved Plinth Section For Small Curved Door 30 x 150 x 16mm (CP560SD)	£110.18	£228.32
<b>Corner and Feature Posts</b>							
	CP30	70	715	18	70mm Corner Post (CP30)	£34.41	£157.18
	CP30TW	70	895	70	1 x 895 x 70 x 70mm Tall Wall Internal Corner Post ** (CP30TW)	£127.97	£271.50
	FP3000	100	3000	50	1 x 3000 x 100 x 49.5mm Appliance/ Larder Feature End Post (FP3000)	£211.09	£303.12
<b>End Panels</b>							
	BEP900/18	650	900	18	1 x Base End Panel (BEP900/18)	£72.09	£289.15
	WEP780/18	370	780	18	1 x 780 x 370 x 18mm Wall End Panel With Square Edges (WEP780/18)	£51.44	£145.50
	WEP960/18	370	960	18	1 x 960 x 370 x 18mm Tall Wall End Panel With Square Edges (WEP960/18)	£57.32	£179.15
	EP25	650	2400	18	1 x 2400mm Plain End Panel Finished Face (EP25)	£182.97	£771.18
	EP2400/900	2400	900	18	1 x 2400 x 900 x 18mm Breakfast Bar End Panel (EP2400/900)	£388.91	£1,067.74
<b>Corner posts</b>							
	ECP685	46	685	46	1 x 685 x 46 x 46mm External Corner Post (ECP685)	£63.62	£152.47
	CP30B	70	685	18	1 x 684 x 70 x 22mm Base Corner Post With 300 Handle Profile (CP30B)	£53.32	£150.59
	CP30H	70	325	70	1 x 325 x 70 x 70mm Half Height Internal Corner Post ** (CP30H)	£108.41	£246.97
	ECP325	46	325	46	1 x 325 x 46 x 46mm Half Height External Corner Post ** (ECP325)	£114.53	£254.88

### Feature End Panels

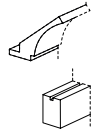
BEP900/12	650	900	12	1 x 900 x 650 x 12mm Base Feature End Panel ** (BEP900/12)	-	£419.82
WEP960/12	370	960	12	1 x 960 x 370 x 12mm Wall Feature End Panel (Cut To Size) ** (WEP960/12)	£79.53	£270.88
EP25/12	650	2400	12	1 x 2400 x 650 x 12mm End Panel ** (EP25/12)	£263.74	£1,069.82
BBEP1200	1200	685	18	1 x 685 x 1200 x 18mm Breakfast Bar End Panel (BBEP1200)	£132.35	£432.85

### C-Shape/L-Shape End Panels

LEP325X650	650	325	18	1 x 325 x 650 x 18mm L-Shape Half height Base End Panel ** (LEP325X650)	£185.00	£423.03
LEP685X650	650	685	18	1 x 685 x 650 x 18mm L-Shape Base End Panel ** (LEP685X650)	£263.44	£716.47
CEP325X960	960	325	18	1 x 325 x 960 x 18mm C-Shape Half Ht Island (Wall & Base) ** (CEP325X960)	£221.06	£550.38
CEP685X960	960	685	18	1 x 685 x 960 x 18mm C-Shape Island (Wall & Base) End Panel ** (CEP685X960)	£323.50	£979.12
CEP325X1200	1200	325	18	1 x 325 x 1200 x 18mm C-Shape Half Height Base (Double) ** (CEP325X1200)	£241.29	£647.85
CEP685X1200	1200	685	18	1 x 685 x 1200 x 18mm C-Shape Base (Double) End Panel ** (CEP685X1200)	£369.15	£1,188.26

## NOTRELLE STOCKED | PAINT-TO-ORDER



CODE	W	H	D	DESCRIPTION	STOCKED	PTO
<b>Cornice and Lighting Pelmet</b>						
C30	3050	90	115	1 x 3050mm Cornice (C30)	£118.32	£151.65
MC30	3050	28	50	1 x 3050 x 50 x 28mm Modern Cornice/Light Pelmet (MC30)	£59.41	£105.56



<b>Plinth</b>						
P30	3050	150	16	1 x 3000mm Plinth (P30)	£63.53	£97.85



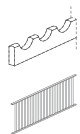
<b>Corner and Feature Posts</b>						
TSFEP2400	100	2400	50	1 x 2400 x 100 x 50mm Tall Square Feature End Post (TSFEP2400)	£113.65	£138.71
CP30B	70	685	18	1 x 684 x 70 x 22mm Base Corner Post With 300 Handle Profile (CP30B)	£109.85	£145.97
CP30W	70	895	18	1 x 715 x 70 x 22mm Wall Corner Post With 300 Handle Profile (CP30W)	£114	£120
ECP685	46	685	46	1 x 685 x 46 x 46mm External Corner Post (ECP685)	£84.35	£114.41









<b>End Panels</b>						
BEP900/18	650	900	18	1 x Base End Panel (BEP900/18)	£98.94	£136.09
WEP774/18	370	774	18	1 x 774 x 370 x 18mm Wall End Panel (WEP774/18)	£76.26	£98.79
WEP954/18	370	954	18	1 x 954 x 370 x 18mm Tall Wall End Panel (WEP954/18)	£90.71	£109.41
EP25	650	2400	18	1 x 2400mm Plain End Panel Finished Face (EP25)	£232.65	£262.53
BBEP1200	1200	685	18	1 x 685 x 1200 x 18mm Breakfast Bar End Panel (BBEP1200)	£167.18	£282.85



<b>Edging Tape</b>						
ET3	3000	22	0.8	1 x 3m x 22mm Un-glued Veneer Edging (ET3)	£26.94	£45.91



<b>Timber Accessories</b>						
BR12	1200	58	20	1 x Bottle Rack (BR12) Natural Oak	£95.21	
PR12	1200	336	20	1 x Plate Rack (PR12) Natural Oak	£119.03	

Feature Profiles							
	TP3000	3000	57	26.5	1 x 3000x57x26.5mm Flat Horiz Trim Top Profile For Base Units (TP3000)	£59.15	£88.74
	TP3000RYE	3000	57	26.5	1 x 3000x57x26.5mm Flat Horiz Trim Top Profile For Base Units (TP3000RYE)	£44.18	
	MP3000	3000	72	26.5	1 x 3000x72x26.5mm Flat Horiz Trim Mid Profile For Drawers (MP3000)	£66.59	
	MP3000RYE	3000	72	26.5	1 x 3000x72x26.5mm Flat Horiz Trim Mid Profile For Drawers (MP3000RYE)	£48.18	
	VPL3000	53	3000	41	1 x 3000x53x41mm Vertical Trim Profile Lateral (VPL3000)	£69.56	£100.97
	VPL3000RYE	53	3000	41	1 x 3000x53x41mm Vertical Trim Profile Lateral (VPL3000RYE)	£58.03	
	VPI3000	71	3000	41	1 x 3000x71x41mm Vertical Trim Profile Intermediate (VPI3000)	£75.76	£114.74
	VPI3000RYE	71	3000	41	1 x 3000x71x41mm Vertical Trim Profile Intermediate (VPI3000RYE)	£65.26	
	FP1500	36	1500	18	1 x 1500mm Frame Profile (FP1500)	£51.18	£62.35
Mantel Accessories							
	CTCORBEL	172	192	45	1 x 192 x 172 x 45mm Shelf Corbel, Contemporary Style, painted (CTCORBEL)	£117.97	£118.35

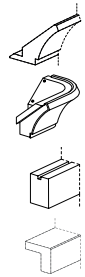
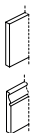

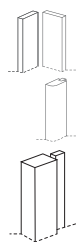
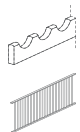








## HARTLAND

	CODE	W	H	D	DESCRIPTION	STOCKED	PTO
<b>Cornice and Lighting Pelmet</b>							
	C30	3050	90	115	1 x 3050mm Cornice (C30)	£118.32	£151.65
	CBL	119	169	93	1 x Cornice Corner Block LH (CBL)	£103.41	£117.74
	CBR	119	169	93	1 x Cornice Corner Block RH (CBR)	£103.41	£117.74
	MC30	3050	50	28	1 x 3050 x 50 x 28mm Modern Cornice/Light Pelmet (MC30)	£59.41	£105.56
	L30	3050	50	60	1 x 3050mm Lighting Pelmet - Used As Cornice In Some Ranges (L30)	£86.00	£90.32
<b>Plinth</b>							
	P30	3050	150	16	1 x 3000mm Plinth (P30)	£63.53	£97.85
	MP30CL	3050	132	24	1 x 3050 x 132 x 24mm Moulded Plinth, Classic Style (MP30CL)	£118.79	£118.32
<b>Feature Profiles</b>							
	BP2000	2000	28	74	1 x 2000mm Bullnose Profile (BP2000)	£54.44	£78.91
	BCB	74	28	124	1 x Bullnose Profile Corner Block, Unhanded (BCB)	£38.03	£48.85
	FP1500	36	1500	18	1 x 1500mm Frame Profile (FP1500)	£51.18	£62.35
<b>Corner and Feature Posts</b>							
	CP30	70	715	18	1 x 70mm Corner Post (CP30)	£34.50	£49.71
	TRFEP2400	100	2400	50	1 x 2400 x 100 x 50mm Tall Radius Feature End Post (TRFEP2400)	£114.62	£139.38
	TSFEP2400	100	2400	50	1 x 2400 x 100 x 50mm Tall Square Feature End Post (TSFEP2400)	£113.65	£138.71
<b>Timber Accessories</b>							
	BR12	1200	58	20	1 x Bottle Rack (BR12) Natural Oak	£95.21	-
	PR12	1200	336	20	1 x Plate Rack (PR12) Natural Oak	£119.03	-

CODE	W	H	D	DESCRIPTION	STOCKED	PTO
<b>End Panels</b>						
BEP900/18	650	900	18	1 x Base End Panel (BEP900/18)	£98.94	£136.09
WEP774/18	370	774	18	1 x 774 x 370 x 18mm Wall End Panel (WEP774/18)	£76.26	£98.79
WEP954/18	370	954	18	1 x 954 x 370 x 18mm Tall Wall End Panel (WEP954/18)	£90.71	£109.41
EP25	650	2400	18	1 x 2400mm Plain End Panel Finished Face (EP25)	£232.65	£262.53
EP2400X28	650	2400	28	1 x 2400 x 28mm Panel Finished Reverse (EP2400X28)	£418.06	£271.76
EP2400/900	2400	900	18	1 x 2400 x 900 x 18mm Breakfast Bar End Panel (EP2400/900)	£380.03	£387.47
<b>T&amp;G End Panels</b>						
GP24	650	2400	18	1 x 2400mm T&G End Panel Finished Face (GP24)	£409.03	£304.50
GP2400/900	2400	900	18	1 x 900 x 2400 x 18mm Breakfast Bar Back Panel, T&G/Plain (GP2400/900)	£581.56	£436.09
<b>Mantel &amp; Shelving Accessories</b>						
CORBEL	115	175	155	1 x Corbel (CORBEL)	£89.09	£95.71
CORBP	300	700	18	1 x Corbel Back Panel (CORBP)	£52.47	£73.41
MTP1500	250	1500	18	1 x 1500 x 250mm Mantel Top Panel (MTP1500)	£101.88	£129.09
FS24	325	2400	28	1 x 2400 x 325 x 28mm Flying Shelf (FS24)	£240.76	£174.21
CLCORBEL	168	188	45	1 x 188 x 168 x 45mm Shelf Corbel, Classic Style, painted (CLCORBEL)	£129.15	£126.94
CTCORBEL	172	192	45	1 x 192 x 172 x 45mm Shelf Corbel, Contemporary Style, painted (CTCORBEL)	£117.97	£118.35
SSI37	190	137	50	1 x Shelf Support (SSI37)	£79.97	-
<b>Edging</b>						
VE3	3000	32	0.8	1 x 3m x 32mm Veneer Edging Un-Glued (VE3)	£32.74	£37.91












Hartland Handleless accessories continued....

## HARTLAND HANDLELESS ACCESSORIES

	CODE	W	H	D	DESCRIPTION	STOCKED	PTO
<b>Handleless Corner Posts</b>							
	ECP685	46	685	46	1 x 685 x 46 x 46mm External Corner Post (ECP685)	£84.35	£114.41
	CP30B	70	685	18	1 x 685 x 70 x 18mm Base Corner Post, Slab profile pair (CP30B)	£109.85	£145.97
	CP30H	70	325	70	1 x 325 x 70 x 70mm Half Height Internal Corner Post (CP30H)	£78.74	£98.50
	ECP325	46	325	46	1 x 325 x 46 x 46mm Half Height External Corner Post (ECP325)	£84.79	£104.62
	CP30TW	70	895	70	1 x 895 x 70 x 70mm Tall Wall Internal Corner Post (CP30TW)	£98.62	£133.15
<b>Handleless Standard End Panels</b>							
	BEP900/12	650	900	12	1 x 900 x 650 x 12mm Base Feature End Panel (BEP900/12)	£127.76	£185.32
	WEP960/12	370	960	12	1 x 960 x 370 x 12mm Wall Feature End Panel (Cut To Size) (WEP960/12)	£89.59	£144.68
	EP25/12	650	2400	12	1 x 2400 x 650 x 12mm End Panel (EP25/12)	£303.24	£374.91
	BBEP1200	1200	685	18	1 x 685 x 1200 x 18mm Breakfast Bar End Panel (BBEP1200)	£167.18	£282.85
<b>Handleless L and C End Panels</b>							
	LEP325X650	650	325	18	1 x 325 x 650 x 18mm L-Shape Half height Base Feature End Panel (LEP325X650)	£168.26	£226.26
	LEP685X650	650	685	18	1 x 685 x 650 x 18mm L-Shape Base Feature End Panel (LEP685X650)	£208.91	£269.44
	CEP325X960	960	325	18	1 x 325 x 960 x 18mm C-Shape Half Ht Island (Wall & Base) Feature End Panel (CEP325X960)	£184.74	£244.38
	CEP685X960	960	685	18	1 x 685 x 960 x 18mm C-Shape Island (Wall & Base) Feature End Panel (CEP685X960)	£245.71	£303.53
	CEP325X1200	1200	325	18	1 x 325 x 1200 x 18mm C-Shape Half Height Base (Double) Feature End Panel (CEP325X1200)	£199.12	£258.26
	CEP685X1200	1200	685	18	1 x 685 x 1200 x 18mm C-Shape Base (Double) Feature End Panel (CEP685X1200)	£278.74	£352.65



## IMPERIA

	CODE	W	H	D	DESCRIPTION	STOCKED
	<b>Cornice and Lighting Pelmet</b>					
	C30	3050	50	18	1 x Modern Cornice/Light Pelmet, 3050 x 50 x 18mm (C30)	£194.12
	<b>Plinth</b>					
	P30	3505	150	18	1 x Plinth, 3050 x 150 x 18mm (P30)	£241.88
	<b>Corner and Feature Posts</b>					
	CP30	70	715	18	1 x Base/Wall Corner Post, 715 x 70 x 18mm (CP30)	£157.18
	TCP	70	900	18	1 x Tall Wall Corner Post, 900 x 70 x 18mm (TCP)	£38.21
	ECP685	46	685	46	1 x External Corner Post, 685 x 46 x 46mm (ECP685)	£152.47
	CP30B	70	685	18	1 x Internal Base Corner Post, 685 x 70 x 18mm (CP30B)	£150.59
	FP2400	50	2400	100	1 x Appliance/Larder Feature End Post, 2400 x 100 x 50mm (FP2400)	£520.56
	<b>End Panels</b>					
	BEP900/18	650	900	18	1 x Base End Panel, 900 x 650 x 18mm (BEP900/18)	£289.15
	WEP780/18	370	780	18	1 x Wall End Panel, 780 x 370 x 18mm (WEP780/18)	£145.50
	WEP960/18	370	960	18	1 x Tall Wall End Panel With Square Edges 960 x 370 x 18mm (WEP960/18)	£179.15
	EP25	650	2400	18	1 x End Panel With Square Edges, 2400 x 650 x 18mm (EP25)	£771.18
	EP2400/900	2400	900	18	1 x Breakfast Bar End Panel, 2400 x 900 x 18mm (EP2400/900)	£1,067.74
	BBEP1200	1200	685	18	1 x Breakfast Bar End Panel, 685 x 1200 x 18mm, (BBEP1200)	£432.85
	<b>Edging</b>					
	VE3	3000	32	0.8	1 x Veneer Edging, 3000 x 32 x 0.8mm (VE3)	£45.26

M

O

O

**IN-FRAME**

D

# IN-FRAME CONTENTS

<b>In-frame Price Bands</b>	<b>165</b>
<b>In-frame matrix</b>	<b>166-169</b>
<b>Drawer box options and false hinges</b>	<b>170-171</b>

**PRICING**

---

**BASE UNITS. .... 172-177**

Highline base unit. ....	172-173
Drawerline base unit . . . . .	174
Drawer packs . . . . .	174
Hob base unit . . . . .	175
Sink base unit . . . . .	175-176
Shallow base unit . . . . .	176
Narrow base unit . . . . .	177
Appliance base unit. ....	177

**WALL UNITS ..... 178-181**

Standard height wall unit . . . . .	178
Tall wall unit . . . . .	179
Medium height tall units . . . . .	180-181

**LARDER UNITS ..... 182-183**

Tall height larder unit. ....	182
Standard height fridge freezer unit . . . . .	183
Tall height fridge freezer unit . . . . .	183

**APPLIANCE HOUSING.....184-187**

Standard height appliance housing. ....	184-185
Tall height appliance housing. ....	185-187
Studio height appliance housing . . . . .	187

**FEATURE UNITS.....188-189**

**ACCESSORIES ..... 190-191**

Lyndhurst. ....	190-191
-----------------	---------



Price Bands for stocked and paint-to-order	
LYNDHURST	LYNDHURST PTO
	

For more information on Lyndhurst go to


### Section 1 - Introduction: Door Range Overview

#### In-frame Drawer Box option

→ STANDARD	↑ CHOICE TO UPGRADE TO
Legrabox	Dovetail

In-frame consists of 2 main types of doors; traditional in-frame and combination doors;

#### TRADITIONAL IN-FRAME



The in-frame system comprises of a frame which is fixed to the cabinet, with the door / drawer opening within.

This has two main visual and functional benefits:




##### 1. Integrated lighting pelmet

50mm oversized bottom



##### 2. Moulded plinth compatibility



#### COMBINATION DOOR


A series of combination doors are available to help you plan internal storage and appliances. The term combination door refers to method of construction where the frame and door are pre-assembled as one fixed frontal; both opening together when in use.

There are 2 types of Combination doors; with and without a separate bottom rail.



##### Without Separate bottom rail

To be used with standard recessed plinth



##### Separate bottom rail

Combination doors are designed for use with integrated appliances and for use with internal storage on moulded plinth kitchen designs.

To be used with moulded plinth.



Please note all dishwashers use the separate bottom rail.



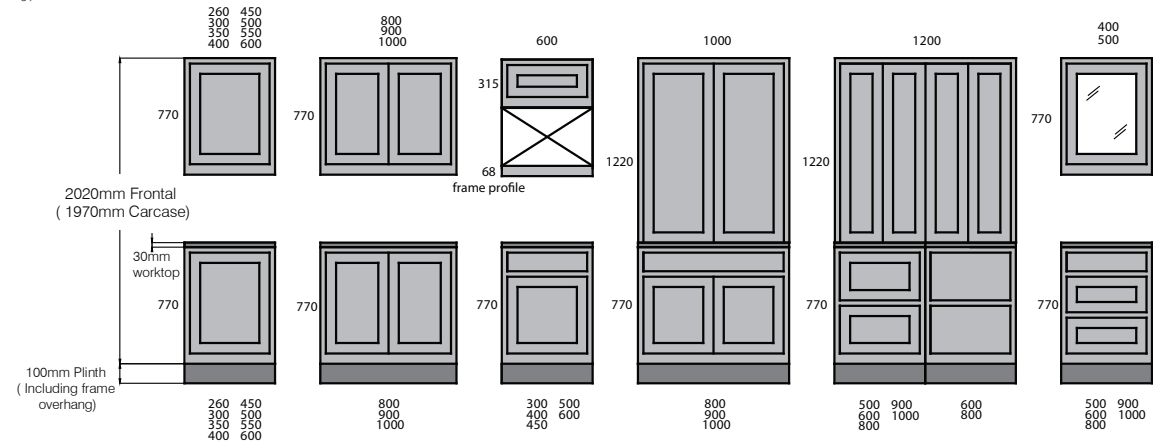


# IN-FRAME FRONTAL MATRIX

Please use this matrix as a one page guide to understand the product availability in the Lyndhurst range. The sizes indicated above and beneath the door sets highlight the widths available and the sizes on the LHS indicate the heights.

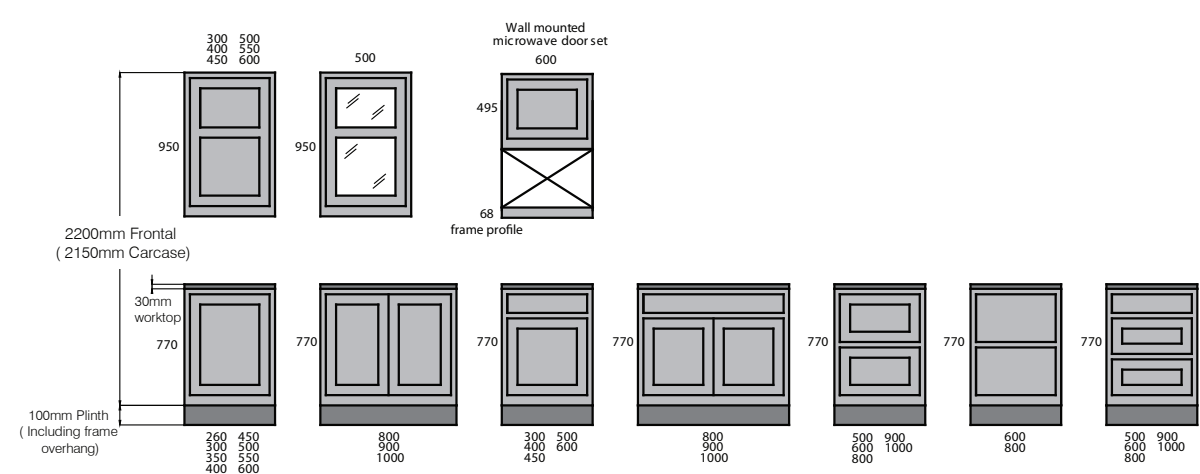
## MEDIUM HEIGHT INSTALLATION

(1970mm Carcase)



## TALL HEIGHT INSTALLATION

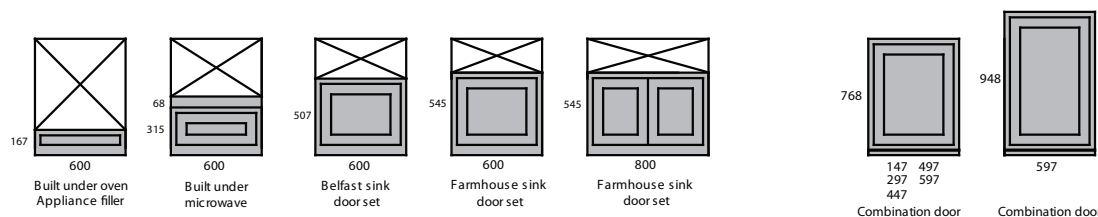
(2150mm Carcase)



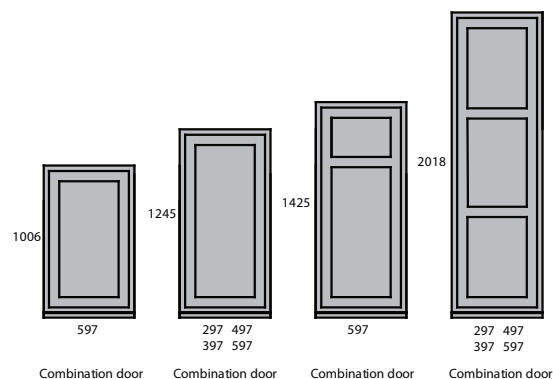
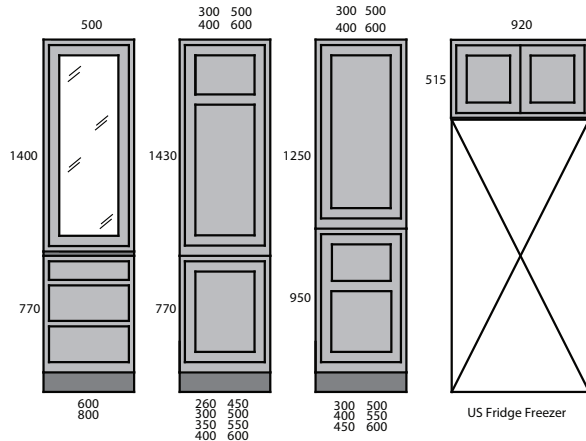
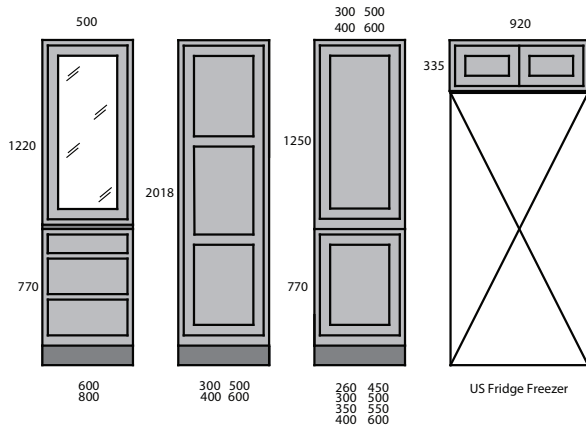
### Combination doors

(All combination doors available with and without a separate bottom rail for use with moulded plinth and dishwashers. Please refer to Price List for stock availability)

Built under appliance / sink applications

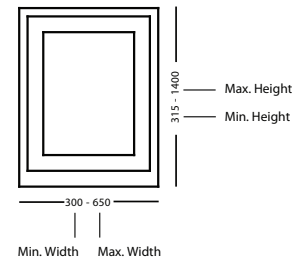


These visual matrixes show you all the possible furniture configurations our frontal ranges offer. When developing our catalogue we have picked the most consistently used cabinet combinations, so not all of these will be available. Should there be something additional you require from our matrix, or have designed yourself, please speak to our sales team about our bespoke service.



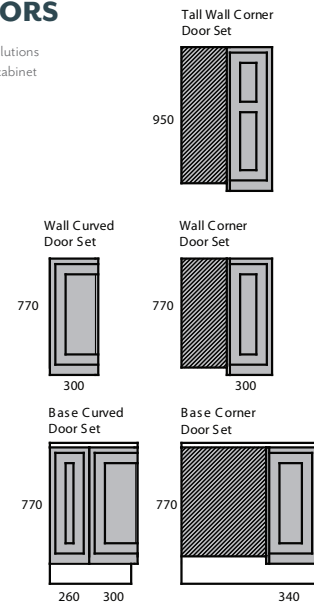
### Available in Made-to-Order sizes

Each product type, ie drawer front, door set, tall door set etc. are available to order bespoke within a set of fixed parameters

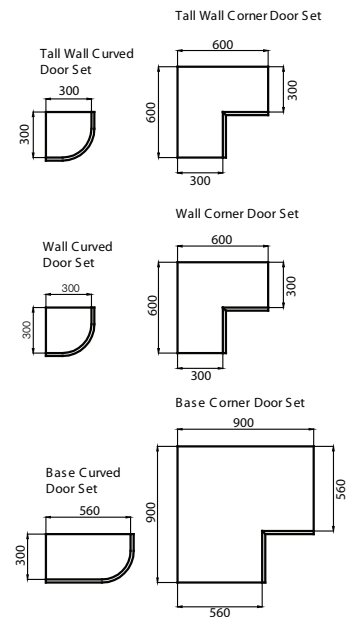


## CURVED AND CORNER DOORS

(All curved and corner door solutions are designed to work with the cabinet dimensions shown below)



Cabinet sizes for curved and corner door sets





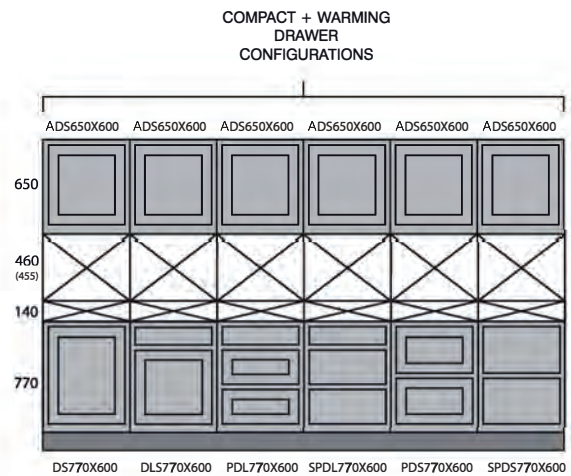
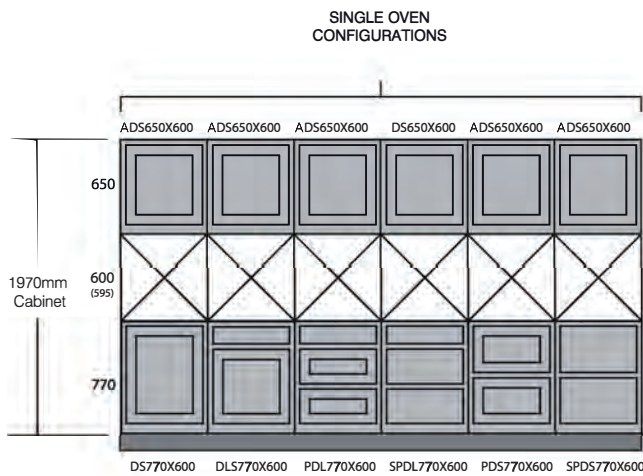
# IN-FRAME APPLIANCE DOOR COMBINATIONS

Please use this as a one page guide to understand the product availability in the Lyndhurst range, when planning built in appliance housings

These appliance configurations eradicate the need for fillers and are based on the industry standard and align with the majority of appliance brands. Aperture sizes are shown adjacent to the appliance type, with the actual appliance size shown beneath, in *italics*.

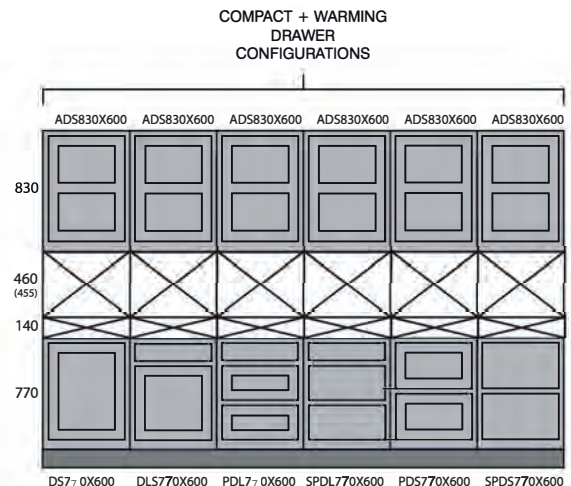
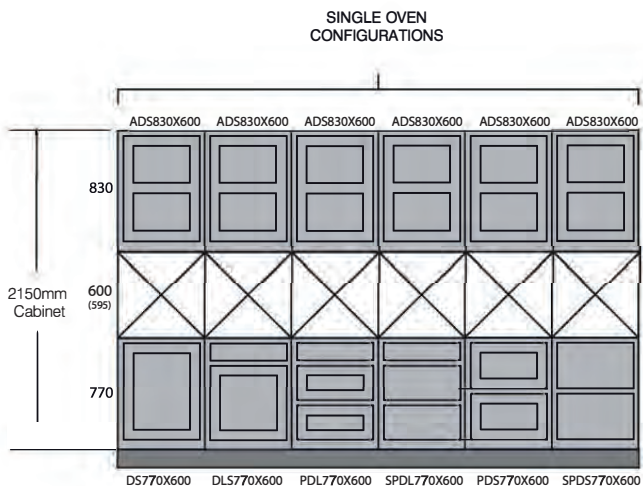
## MEDIUM HEIGHT INSTALLATION

(1970mm Cabinet) 2020mm overall height including 50mm frame overhang



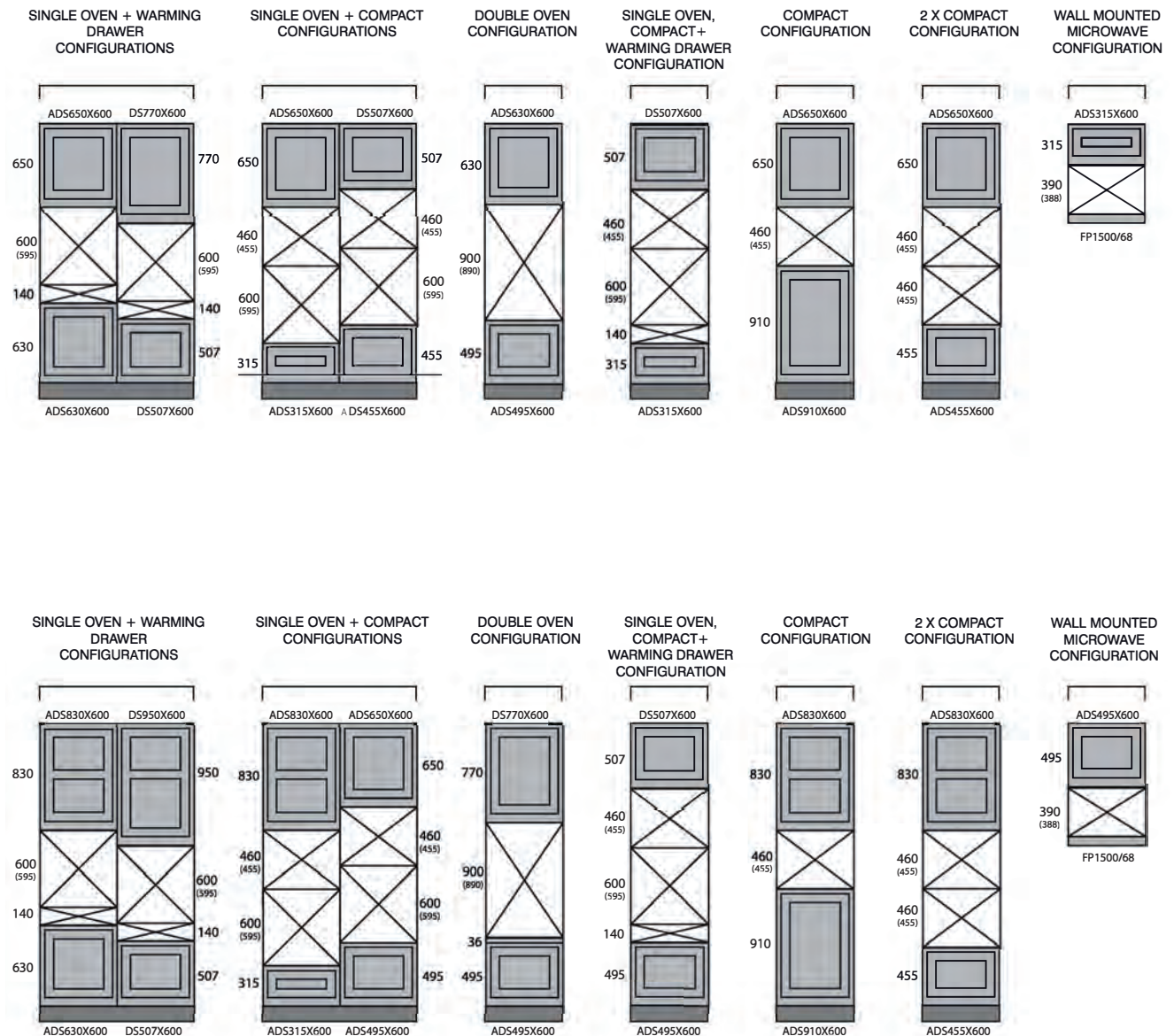
## TALL HEIGHT INSTALLATION

(2150mm Cabinet) 2200mm overall height including 50mm frame overhang



These visual matrixes show you all the possible furniture configurations our frontal ranges offer. When developing our catalogue we have picked the most consistently used cabinet combinations, so not all of these will be available. Should there be something additional you require from our matrix, or have designed yourself, please speak to our sales team about our bespoke service.

(Specialist appliance brands such as Miele, Sub Zero and Wolf adopt a different size matrix and our bespoke offer can accommodate such instances.)



# IN-FRAME DRAWER BOX OPTIONS

## LEGRABOX



All in-frame cabinets come with Blum LEGRABOX drawer boxes as standard. Coming in an Orion Grey design these straightforward, simple and sleek looking drawer boxes are designed to seamlessly match current contemporary interior style trends.

LEGRABOX drawer boxes can be supplemented by a wide range of storage accessories including our Konfigure drawer organisation system. This wide range of oak inserts allows users to store crockery, cutlery and more in a neat and orderly fashion.



**Orion Grey**  
**Cabinet Match: Onyx Grey**



## Drawer Box



For a genuine handcrafted appearance, upgrade your drawer boxes to Dovetail. Designed to perfectly complement the traditional, painted design of the in-frame collection and manufactured to the highest of standards they come in a Washed Oak finish.

Dovetail drawer boxes are supported by a selection of internal accessories including Timber Plate Holders and Cutlery Inserts to help users keep items organised. Felt Drawer Liners are also available to add a little extra touch of luxury.



**Washed Oak**  
**Finish is different to Konfigure drawer organisation system.**  
**Cabinet Match: Davos Oak**



# IN-FRAME FALSE HINGES

These can be used in conjunction with the standard Blum hinge.

All false hinges come in pairs.

## Pin Design - for combination doors

False hinge for use on combination doors to keep the consistency of the butt hinge across the full kitchen. No additional fixings required and simple to install.

Featured in in-frame and available in 4 finishes; Chrome, Bright Nickel, Pewter, and Antique Bronze.



**Bright Chrome**  
FSBHC BCH



**Bright Nickel**  
FSBHC BBN



**Pewter**  
FSBHC BPE



**Antique Bronze**  
FSBHC BBR



**Matt Black**  
FSBHC MB



**Satin Brass**  
FSBHC SB

## Single Leaf - for door sets

False butt hinges, to be used in conjunction with standard in-frame door compatible hinges.

Supplied with fixings and simple to install.

Available in 4 finishes; Chrome, Bright Nickel, Pewter, and Antique Bronze.



**Bright Chrome**  
FSBH CH



**Bright Nickel**  
FSBH BN



**Pewter**  
FSBH PE



**Antique Bronze**  
FSBH BR



**Matt Black**  
FSBH MB



**Satin Brass**  
FSBH SB



Dimensions	Handed	STOCKED	PTO
------------	--------	---------	-----

Dimensions	Handed	STOCKED	PTO
------------	--------	---------	-----

## BASE UNITS

## HIGHLINE BASE UNITS



770

CODE	W	H	D		1	2
<b>Single Highline Base Unit</b>						
BHL26	260	720	560	Y	£253.97	£307.06
BHL30	300	720	560	Y	£265.65	£319.15
BHL35	350	720	560	Y	£279.06	£342.82
BHL40	400	720	560	Y	£289.59	£353.83
BHL45	450	720	560	Y	£299.08	£359.58
BHL50	500	720	560	Y	£307.59	£374.71
BHL60	600	720	560	Y	£330.55	£408.02



768

CODE	W	H	D		1	2
<b>Highline Base Unit with Internal Pull Out - Towel rail</b>						
BHLC15TOA	150	720	560	N	£383.94	£408.30
BHLC15TOC	150	720	560	N	£400.00	£424.36
<b>-with moulded plinth</b>						
BHLC15TOAMP	150	720	560	N	-	£454.77
BHLC15TOCMP	150	720	560	N	-	£470.83



770

CODE	W	H	D		1	2
<b>Double Highline Base Unit Double Frontal</b>						
BHL70D	700	720	560	N	1	2



768

CODE	FINISH	W	H	D		1	2
<b>Single Highline Base Unit with Internal Pull Out</b>							
BHLP030A	ANTHRACITE	300	720	560	N	£504.29	£543.88
BHLP030C	CHROME	300	720	560	N	£504.06	£543.65
BHLP060A	ANTHRACITE	600	720	560	N	£732.82	£786.82
BHLP060C	CHROME	600	720	560	N	£766.99	£820.99
<b>-with moulded plinth</b>							



770

CODE	W	H	D		1	2
<b>Double Highline Base Unit Double Frontal</b>						
BHL80	800	720	560	N	£433.56	£536.41
BHL90	900	720	560	N	£451.94	£556.09
BHL100	1000	720	560	N	£471.26	£575.76



770

CODE	W	H	D		1	2
<b>Single Curved Highline Base Unit</b>						
BHL300X300	300	720	300	Y	£732.68	£736.27



768

CODE	W	H	D		1	2
<b>Highline Base Unit with Internal Pull Out</b>						
BHLC15A	150	720	560	N	£381.79	£406.15
BHLC15C	150	720	560	N	£405.21	£429.57
<b>-with moulded plinth</b>						
BHLC15AMP	150	720	560	N	-	£452.62
BHLC15CMP	150	720	560	N	-	£476.04



768

CODE	W	H	D		1	2
<b>Highline Base Unit with Internal Pull Out - Tray</b>						
BHLC15TRA	150	720	560	N	£383.94	£408.30
BHLC15TRC	150	720	560	N	£397.35	£421.71
<b>-with moulded plinth</b>						
BHLC15TRAMP	150	720	560	N	-	£454.77
BHLC15TRCMP	150	720	560	N	-	£468.18



715



For more information  
on bins, please  
go to page 15

CODE		W	H	D		1	2	
To help you specify and order the correct bin. Look at the width column so it will fit your required space.								
Single Highline Base Unit with pull out bin								
BHLBA30	A	40L	300	720	560	N	£504.61	£544.20
BHLBA45		58L	450	720	560	N	£523.76	£563.44
BHLBA50	B	58L	500	720	560	N	£547.80	£601.18
BHLBA60		80L	600	720	560	N	£571.40	£625.40
BHLBB45		58L	450	720	560	N	£541.26	£580.94
BHLBB50	C	58L	500	720	560	N	£581.56	£634.94
BHLBB60	D	84L	600	720	560	N	£603.43	£657.43
BHLBC45		58L	450	720	560	N	£612.88	£652.56
BHLBC50	E	70L	500	720	560	N	£629.80	£683.18
BHLBC60	F	85L	600	720	560	N	£682.17	£736.17

Dimensions	Handed	STOCKED	PTO
------------	--------	---------	-----

Dimensions	Handed	STOCKED	PTO
------------	--------	---------	-----

## BASE UNITS




CODE	W	H	D	1	2
<b>Single Highline Base Unit with pull out bin - with moulded plinth</b>					
BHLBA30MP <b>A</b> 40L	300	720	560	N	- £586.58
BHLBA45MP 58L	450	720	560	N	- £591.06
BHLBA50MP <b>B</b> 58L	500	720	560	N	- £630.83
BHLBA60MP 80L	600	720	560	N	- £653.26
BHLBB45MP <b>C</b> 58L	450	720	560	N	- £608.56
BHLBB50MP 58L	500	720	560	N	- £664.59
BHLBB60MP <b>D</b> 84L	600	720	560	N	- £685.29
BHLBC45MP <b>E</b> 58L	450	720	560	N	- £680.18
BHLBC50MP 70L	500	720	560	N	- £712.83
BHLBC60MP <b>F</b> 85L	600	720	560	N	- £764.03



CODE	W	H	D	1	2
<b>Highline Corner Base Unit</b>					
BHLCR80L	800	720	560	Y	£432.70 £519.85
BHLCR80R	800	720	560	Y	£432.70 £519.85
BHLCR90L	900	720	560	Y	£439.50 £522.91
BHLCR90R	900	720	560	Y	£439.50 £522.91
BHLCR100L	1000	720	560	Y	£448.09 £538.12
BHLCR100R	1000	720	560	Y	£448.09 £538.12



CODE	W	H	D	1	2
<b>Highline Corner Base Unit LeMan - Chrome</b>					
BHLCR9045LMC	900	720	560	Y	£853.09 £936.50
BHLCR9045LMRC	900	720	560	Y	£853.09 £936.50
BHLCR100LMC	1000	720	560	Y	£936.23 £1,036.61
BHLCR100LMRC	1000	720	560	Y	£936.23 £1,036.61
<b>-with moulded plinth</b>					
BHLCR9045LMMPLC	900	720	560	Y	- £991.12
BHLCR9045LMMPRC	900	720	560	Y	- £991.12
BHLCR100CLMMPLC	1000	720	560	Y	- £1,076.86
BHLCR100CLMMPRC	1000	720	560	Y	- £1,076.86



450 Combination door  
400 LeMan

600 Combination door  
600 LeMan

450 Combination door  
400 LeMan

600 Combination door  
600 LeMan



450 Combination door

600 Combination door

450 Combination  
frontal

600 Combination  
frontal



<b>Highline Corner Base Unit LeMan - Anthracite</b>						
BHLCR9045LMLA	900	720	560	Y	£882.38	£965.79
BHLCR9045LMRA	900	720	560	Y	£882.38	£965.79
BHLCR100CLMLA	1000	720	560	Y	£936.23	£1,036.61
BHLCR100CLMRA	1000	720	560	Y	£936.23	£1,036.61
<b>-with moulded plinth</b>						
BHLCR9045LMMPLA	900	720	560	Y	-	£995.83
BHLCR9045LMMPra	900	720	560	Y	-	£995.83
BHLCR100CLMMPLA	1000	720	560	Y	-	£1,065.00
BHLCR100CLMMPra	1000	720	560	Y	-	£1,065.00

CODE	W	H	D	1	2
<b>Highline Corner Base Unit with Magic Corner - Chrome Only</b>					
BHLCR90CMCLC	900	720	560	Y	£1,064.36 £1,126.95
BHLCR90CMCRC	900	720	560	Y	£1,064.36 £1,126.95
BHLCR100CMCLC	1000	720	560	Y	£1,082.09 £1,159.00
BHLCR100CMCRC	1000	720	560	Y	£1,082.09 £1,159.00
<b>-with moulded plinth</b>					
BHLCR90CMCMPLC	900	720	560	Y	- £1,154.57
BHLCR90CMCMPRC	900	720	560	Y	- £1,154.57
BHLCR100CMCMPLC	1000	720	560	Y	- £1,186.86
BHLCR100CMCMPRC	1000	720	560	Y	- £1,186.86

CODE	W	H	D	1	2
<b>Highline L Corner Base Unit</b>					
BHLC90	900	720	560	Y	£493.85 £592.62



Dimensions	Handed	STOCKED	PTO
------------	--------	---------	-----

Dimensions	Handed	STOCKED	PTO
------------	--------	---------	-----

## BASE UNITS

## DRAWERLINE BASE UNITS



CODE	W	H	D		1	2
<b>Drawerline Base Unit</b>						
BDL30	300	720	560	Y	£407.11	£480.11
BDL40	400	720	560	Y	£435.81	£514.07
BDL45	450	720	560	Y	£450.13	£528.87
BDL50	500	720	560	Y	£463.31	£542.51
BDL60	600	720	560	Y	£486.51	£578.21

CODE	W	H	D		1	2
<b>Double Drawerline Base Unit, Double Frontal and 2 Drawer</b>						
BDL80	800	720	560	N	£777.44	£933.96
BDL90	900	720	560	N	£800.99	£958.47
BDL100	1000	720	560	N	£825.04	£983.44

CODE	W	H	D		1	2
<b>Double Drawerline Height Base Unit and 1 drawer</b>						
BDL80iD	800	720	560	N	£602.25	£710.78
BDL90iD	900	720	560	N	£626.19	£731.42
BDL100iD	1000	720	560	N	£658.60	£759.16

CODE		W	H	D		1	2
Drawerline Corner Base Unit							
BDLCR80L	400	800	720	560	N	£579.08	£680.25
BDLCR80R	frontal	800	720	560	N	£579.08	£680.25
BDLCR90L	500	900	720	560	N	£546.14	£648.25
BDLCR90R	frontal	900	720	560	N	£546.14	£648.25
BDLCR100L	600	1000	720	560	N	£624.39	£739.00
BDLCR100R	frontal	1000	720	560	N	£624.39	£739.00

## DRAWER PACKS



CODE	W	H	D		1	2
<b>2 Drawer Pack</b>						
DP2500	500	720	560	N	£644.16	£731.27
DP2600	600	720	560	N	£670.53	£758.56
DP2800	800	720	560	N	£765.63	£860.69
DP2900	900	720	560	N	£800.48	£895.42
DP21000	1000	720	560	N	£794.10	£889.92



CODE	W	H	D		1	2
<b>2 Drawer Pack With Internal Drawer</b>						
DP21500	500	720	560	N	£784.12	£871.23
DP21600	600	720	560	N	£816.45	£904.48
DP21800	800	720	560	N	£931.72	£1,026.78
DP21900	900	720	560	N	£972.10	£1,067.04
DP211000	1000	720	560	N	£913.71	£1,009.53



CODE	W	H	D		1	2
<b>3 Drawer Pack</b>						
DP3500	500	720	560	N	£793.29	£889.32
DP3600	600	720	560	N	£828.24	£930.65
DP3800	800	720	560	N	£943.82	£1,053.44
DP3900	900	720	560	N	£975.81	£1,086.55
DP31000	1000	720	560	N	£973.58	£1,085.35



CODE	W	H	D		1	2
<b>2 Drawer Pack Slab</b>						
DP2600SB	600	720	560	N	£650.95	£738.06
DP2800SB	800	720	560	N	£754.75	£836.57



CODE	W	H	D		1	2
<b>2 Drawer Pack With Internal Drawer Slab</b>						
DP21600SB	600	720	560	N	£796.87	£883.98
DP21800SB	800	720	560	N	£920.84	£1,002.66



CODE	W	H	D		1	2
<b>3 Drawer Pack Slab</b>						
DP3600SB	600	720	560	N	£798.59	£899.65
DP3800SB	800	720	560	N	£918.20	£1,019.76

Dimensions	Handed	STOCKED	PTO
------------	--------	---------	-----

Dimensions	Handed	STOCKED	PTO
------------	--------	---------	-----

## BASE UNITS

### HOB BASE UNITS



CODE	W	H	D		1	2
<b>Single Highline Hob Base Unit</b>						
BHL6oHOB	600	720	560	Y	£296.11	£373.58



CODE	W	H	D		1	2
<b>Double Highline Hob Base Unit</b>						
BHL8oHOB	800	720	560	N	£373.59	£476.44
BHL9oHOB	900	720	560	N	£395.14	£499.29
BHL10oHOB	1000	720	560	N	£417.76	£522.26



CODE	W	H	D		1	2
<b>Drawerline Hob Base Unit</b>						
BDL6oHOB	600	720	560	Y	£455.07	£546.77



CODE	W	H	D		1	2
<b>Double Door Drawerline Hob Base Unit</b>						
BDL8oiDHOB	800	720	560	N	£540.34	£648.87
BDL9oiDHOB	900	720	560	N	£567.42	£672.65
BDL10oiDHOB	1000	720	560	N	£603.13	£703.69



CODE	W	H	D		1	2
<b>Hob 2 Drawer Pack</b>						
DP26ooHOB	600	720	560	N	£670.53	£758.56
DP28ooHOB	800	720	560	N	£765.63	£860.69
DP29ooHOB	900	720	560	N	£800.48	£895.42
DP210ooHOB	1000	720	560	N	£794.10	£889.92



CODE	W	H	D		1	2
<b>Hob 3 Drawer Pack</b>						
DP36ooHOB	600	720	560	N	£828.24	£930.65
DP38ooHOB	800	720	560	N	£943.82	£1,053.44
DP39ooHOB	900	720	560	N	£975.81	£1,086.55
DP310ooHOB	1000	720	560	N	£973.58	£1,085.35

### SINK BASE UNITS



CODE	W	H	D		1	2
<b>Single Highline Undermount Sink Base Unit</b>						
BHL6oUS	600	720	560	Y	£330.55	£408.02



CODE	W	H	D		1	2
<b>Double Highline Undermount Sink Base Unit</b>						
BHL8oUS	800	720	560	N	£433.56	£536.41
BHL9oUS	900	720	560	N	£451.94	£556.09
BHL10oUS	1000	720	560	N	£471.26	£575.76



CODE	W	H	D		1	2
<b>Drawerline Undermount Sink Base Unit</b>						
BDL6oUS	600	720	560	Y	£357.42	£449.12

Note: Dummy drawer



CODE	W	H	D		1	2
<b>Double Full Height Undermount Sink Base Unit</b>						
BDL8oiDUS	800	720	560	N	£462.65	£571.18
BDL9oiDUS	900	720	560	N	£483.32	£588.55
BDL10oiDUS	1000	720	560	N	£514.24	£614.80

Note: Dummy drawer



CODE	W	H	D		1	2
<b>Undermount Sink 2 Drawer Pack</b>						
DP26ooUS	900	720	560	N	£694.65	£782.68
DP28ooUS	800	720	560	N	£758.66	£853.72
DP29ooUS	900	720	560	N	£796.69	£891.63
DP210ooUS	1000	720	560	N	£823.34	£919.16



CODE	W	H	D		1	2
<b>Undermount Sink 3 Drawer Pack</b>						
DP36ooUS	600	720	560	N	£882.01	£984.42
DP38ooUS	800	720	560	N	£949.58	£1,059.20
DP39ooUS	900	720	560	N	£978.72	£1,089.46
DP310ooUS	1000	720	560	N	£1,006.72	£1,118.49



CODE	W	H	D		1	2
<b>Farmhouse Sink Base</b>						
BFH6oo	600	495	560	Y	£261.47	£338.58

Dimensions	Handed	STOCKED	PTO
------------	--------	---------	-----

Dimensions	Handed	STOCKED	PTO
------------	--------	---------	-----

## BASE UNITS



545

CODE	W	H	D		1	2
<b>Farmhouse Sink Base</b>						
BFH800	800	495	560	N	£327.59	£414.29



770

CODE	W	H	D		1	2
<b>Double Shallow Highline Open Base Unit</b>						
BSHLO80	800	720	300	N	£345.26	£448.11
BSHLO90	900	720	300	N	£363.76	£467.91
BSHLO100	1000	720	300	N	£385.15	£489.65



507

CODE	W	H	D		1	2
<b>Belfast Sink Base</b>						
BBF600	600	455	560	Y	£297.50	£361.58

Frame fixed to front edge

(RH) Shown



770

## SHALLOW BASE UNITS



770

CODE	W	H	D		1	2
<b>Single Shallow Highline Base Unit</b>						
BSHL30	300	720	300	Y	£247.86	£301.36
BSHL35	350	720	300	Y	£262.62	£326.38
BSHL40	400	720	300	Y	£277.23	£341.47
BSHL45	450	720	300	Y	£288.08	£348.58
BSHL50	500	720	300	Y	£296.59	£363.71
BSHL60	600	720	300	Y	£330.55	£408.02



770

CODE	W	H	D		1	2
<b>Shallow Highline Corner Base Unit</b>						
BSHLCR80L	800	720	300	N	£373.76	£457.17
BSHLCR80R	800	720	300	N	£373.76	£457.17
BSHLCR90L	900	720	300	N	£386.53	£476.56
BSHLCR90R	900	720	300	N	£386.53	£476.56
BSHLCR100L	1000	720	300	N	£413.91	£514.29
BSHLCR100R	1000	720	300	N	£413.91	£514.29

CODE	W	H	D		1	2
<b>Shallow Highline Glazed Base Unit</b>						
BSHLG40S	400	720	300	Y	£347.70	£420.26
BSHLG50S	500	720	300	Y	£373.71	£451.53



770

CODE	W	H	D		1	2
<b>Double Shallow Highline Double Front Base Unit</b>						
BSHL70D	700	720	300	N	£483.06	£610.58

Includes Hype Recessed/ Surface light.



770

CODE	W	H	D		1	2
<b>Double Shallow Highline Double Front Base Unit</b>						
BSHL80	800	720	300	N	£442.97	£545.82
BSHL90	900	720	300	N	£462.97	£567.12
BSHL100	1000	720	300	N	£482.29	£586.79



770

Includes Hype Recessed/ Surface light.

CODE	W	H	D		1	2
<b>Double Shallow H/L Glazed Base Unit</b>						
BSHLG80S	800	720	300	N	£605.70	£750.82
BSHLG100S	1000	720	300	N	£649.98	£805.62



770

CODE	W	H	D		1	2
<b>Single Shallow Highline Open Base Unit</b>						
BSHLO30	300	720	300	N	£247.45	£300.95
BSHLO35	350	720	300	N	£216.50	£280.26
BSHLO40	400	720	300	N	£230.88	£295.12
BSHLO45	450	720	300	N	£235.35	£295.85
BSHLO50	500	720	300	N	£243.88	£311.00
BSHLO60	600	720	300	N	£267.26	£344.73

Frame fixed to front edge



770



770

CODE	W	H	D		1	2
<b>2 Shallow Drawer Pack</b>						
SDP2500	500	720	300	N	£563.75	£650.86
SDP2600	600	720	300	N	£596.93	£684.96

CODE	W	H	D		1	2
<b>3 Shallow Drawer Pack</b>						
SDP3500	500	720	300	N	£704.12	£800.15
SDP3600	600	720	300	N	£744.16	£846.57

Dimensions	Handed	STOCKED	PTO
------------	--------	---------	-----

Dimensions	Handed	STOCKED	PTO
------------	--------	---------	-----

## BASE UNITS

### NARROW BASE UNITS



770

CODE	W	H	D		1	2
<b>Narrow Highline Base Unit</b>						
NBHL30	300	720	150	Y	£200.71	£254.21
NBHL35	350	720	150	Y	£210.36	£274.12
NBHL40	400	720	150	Y	£220.62	£284.86
NBHL45	450	720	150	Y	£227.73	£288.23
NBHL50	500	720	150	Y	£235.56	£302.68
NBHL60	600	720	150	Y	£261.97	£339.44



770

CODE	W	H	D		1	2
<b>Double Narrow Highline Base Unit</b>						
NBHL80	800	720	150	N	£336.32	£439.17
NBHL90	900	720	150	N	£355.17	£459.32
NBHL100	1000	720	150	N	£375.15	£479.65

**Visual reference for Appliance Base units and the different between recessed and moulded plinth.**

**Recessed plinth**

**Moulded plinth  
(combination door)**

**INTEGRATED  
DISHWASHER**



**PULL OUT  
WASTE BIN**



**INTEGRATED  
WASHER/  
DRYER**



### APPLIANCE BASE UNITS



768

CODE	W	H	D		1	2
<b>Integrated Slimline Dishwasher Base Frontal</b>						
IADW45	445	768	0	N	£168.44	£208.12
<b>-with moulded plinth</b>						
IADW45MP	445	768	0	N	-	£235.74



768

CODE	W	H	D		1	2
<b>Integrated Standard Dishwasher Base Frontal</b>						
IADW60	595	768	0	N	£183.35	£237.35
<b>-with moulded plinth</b>						
IADW60MP	595	768	0	N	-	£265.21



768

CODE	W	H	D		1	2
<b>Integrated Fridge/Freezer Base Frontal</b>						
IAFF60	595	768	0	N	£183.35	£237.35
<b>-with moulded plinth</b>						
IAFF60MP	595	768	0	N	-	£265.21



768

CODE	W	H	D		1	2
<b>Integrated Washer/Dryer Base Frontal</b>						
IAWD60	595	768	0	N	£183.35	£237.35
<b>-with moulded plinth</b>						
IAWD60MP	595	768	0	N	-	£265.21



167

CODE	W	H	D		1	2
<b>Built Under Single Oven Housing</b>						
BUSOH	600	720	560	N	£244.53	£268.32



315

CODE	W	H	D		1	2
<b>Built Under Micro/Combi Oven Housings, 1 Drawer</b>						
BUCMOHD	600	720	560	N	£414.68	£476.71

Dimensions	Handed	STOCKED	PTO
------------	--------	---------	-----

Dimensions	Handed	STOCKED	PTO
------------	--------	---------	-----

## WALL UNITS

## STANDARD HEIGHT WALL UNITS



770

CODE	W	H	D		1	2
<b>Wall Unit</b>						
WU26	260	720	300	Y	£220.85	£273.94
WU30	300	720	300	Y	£241.39	£294.89
WU35	350	720	300	Y	£255.33	£319.09
WU40	400	720	300	Y	£269.06	£333.30
WU45	450	720	300	Y	£279.17	£339.67
WU50	500	720	300	Y	£287.35	£354.47
WU60	600	720	300	Y	£319.50	£396.97



770

Frame fixed to front edge



770

CODE	W	H	D		1	2
<b>Double Wall Unit - Double frontal</b>						
WU70	700	720	300	N	£469.45	£596.97



770

CODE	W	H	D		1	2
<b>Double Wall Unit</b>						
WU80	800	720	300	N	£428.79	£531.64
WU90	900	720	300	N	£448.20	£552.35
WU100	1000	720	300	N	£467.15	£571.65



770

Frame fixed to front edge



770

CODE	W	H	D		1	2
<b>Single Curved Wall Unit</b>						
WMU300X300	300	720	300	Y	£732.68	£736.27



770

Includes Hype  
Recessed/ Surface light.

(RH) Shown



770

CODE		W	H	D		1	2
Corner Wall Unit							
WUC6oL	300 frontal	600	720	300	N	£395.89	£472.30
WUC6oR		600	720	300	N	£395.89	£472.30
WUC8oL	500 frontal	800	720	300	N	£456.30	£546.33
WUC8oR		800	720	300	N	£456.30	£546.33
WUC9oL	600 frontal	900	720	300	N	£479.32	£579.70
WUC9oR		900	720	300	N	£479.32	£579.70



770

Includes Hype  
Recessed/ Surface light.



770

CODE	W	H	D		1	2
<b>Medium L Corner Wall Unit</b>						
WMLC60U	600	720	300	N	£417.62	£507.15



770



315

68

CODE	W	H	D		1	2
<b>Open Wall Unit</b>						
WUO30	300	720	300	N	£223.77	£277.27
WUO35	350	720	300	N	£237.65	£301.41
WUO40	400	720	300	N	£251.41	£315.65
WUO45	450	720	300	N	£261.55	£322.05
WUO50	500	720	300	N	£269.74	£336.86
WUO60	600	720	300	N	£301.88	£379.35
WUO80	800	720	300	N	£392.26	£495.11
WUO90	900	720	300	N	£411.67	£515.82
WUO100	1000	720	300	N	£430.62	£535.12

CODE	W	H	D		1	2
<b>Plate Rack Open Wall Unit</b>						
WUO50PR	500	720	300	N	£539.92	£607.04
WUO60PR	600	720	300	N	£572.06	£649.53
WUO80PR	800	720	300	N	£662.44	£765.29
WUO90PR	900	720	300	N	£681.85	£786.00
WUO100PR	1000	720	300	N	£700.80	£805.30

CODE	W	H	D		1	2
<b>Single Glazed Wall Unit With Glass Shelves</b>						
WUG40S	400	720	300	Y	£339.53	£412.09
WUG50S	500	720	300	Y	£362.06	£439.88

CODE	W	H	D		1	2
<b>Double Glazed Wall Unit With Glass Shelves</b>						
WUG80S	800	720	300	N	£591.52	£736.64
WUG100S	1000	720	300	N	£634.84	£790.48

CODE	W	H	D		1	2
<b>Boiler Housing*</b>						
WUBH60	600	720	300	Y	£305.56	£359.56

\*Customer to check boiler dimensions

600 Combination Door

CODE	W	H	D		1	2
<b>Medium Wall Microwave Housing</b>						
WMMW60	600	720	300	N	£428.27	£488.50

\* 68mm bottom rail profile fixed in line with pelmet.

Dimensions	Handed	STOCKED	PTO
------------	--------	---------	-----

Dimensions	Handed	STOCKED	PTO
------------	--------	---------	-----

## WALL UNITS

### TALL HEIGHT WALL UNITS



950

CODE	W	H	D		1	2
<b>Tall Wall Units</b>						
TWU30	300	900	300	Y	£293.59	£358.68
TWU40	400	900	300	Y	£318.47	£388.89
TWU45	450	900	300	Y	£332.09	£410.15
TWU50	500	900	300	Y	£345.61	£424.29
TWU60	600	900	300	Y	£377.65	£469.53



950

Frame fixed to front edge



950

CODE	W	H	D		1	2
<b>Double Tall Wall Units</b>						
TWU80	800	900	300	N	£571.70	£712.54
TWU90	900	900	300	N	£594.55	£750.67
TWU100	1000	900	300	N	£617.32	£774.68



950

Includes Hype Recessed/ Surface light.

(RH) Shown



950

CODE	W	H	D		1	2
<b>Corner Tall Wall Unit</b>						
TWUC60L	300 frontal	600	900	300	N	£484.12
TWUC60R	300 frontal	600	900	300	N	£484.12
TWUC80L	500 frontal	800	900	300	N	£536.73
TWUC80R	500 frontal	800	900	300	N	£536.73
TWUC90L	600 frontal	900	900	300	N	£560.88
TWUC90R	600 frontal	900	900	300	N	£560.88



950

Includes Hype Recessed/ Surface light.



950

CODE	W	H	D		1	2
<b>Tall L Corner Wall Unit</b>						
WTLC60	600	900	300	N	£502.97	£604.30



950



355

36mm Bottom rail



950

CODE	W	H	D		1	2
<b>Open Tall Wall Units</b>						
TWUO30	300	900	300	N	£276.00	£341.09
TWUO40	400	900	300	N	£300.85	£371.27
TWUO50	500	900	300	N	£328.03	£406.71
TWUO60	600	900	300	N	£360.03	£451.91



515

36mm Bottom rail

Frame fixed to front edge



495

CODE	W	H	D		1	2
<b>Plate Rack Open Tall Wall Unit</b>						
TWUO50PR	500	900	300	N	£598.21	£676.89
TWUO60PR	600	900	300	N	£630.21	£722.09

CODE	W	H	D		1	2
<b>Single Glazed Tall Wall Unit With Glass Shelves</b>						
TWUG50S	500	900	300	Y	£425.90	£511.11

CODE	W	H	D		1	2
<b>Double Glazed Tall Wall Unit With Glass Shelves</b>						
TWUG100S	1000	900	300	Y	£739.50	£909.92

CODE	W	H	D		1	2
<b>Boiler Housing*</b>						
TWUBH60	600	900	300	Y	£365.36	£426.86

\*Customer to check boiler dimensions

600 Combination Door

CODE	W	H	D		1	2
<b>Top Box Unit</b>						
AFF920TB	920	317	300	N	£197	£276

CODE	W	H	D		1	2
<b>Top Box Unit</b>						
AFF920TTB	920	498	300	N	£237	£254

CODE	W	H	D		1	2
<b>Tall Wall Microwave Housing</b>						
WTMW60	600	900	300	N	£365.36	£426.86

\* 68mm bottom rail profile fixed in line with pelmet.

Dimensions	Handed	STOCKED	PTO
------------	--------	---------	-----

## LARDER UNITS

## STANDARD HEIGHT LARDER UNITS



2018

CODE	W	H	D		1	2
<b>Larder Unit, Shelved, 1x Door</b>						
LU30	300	1970	560	Y	£600.73	£661.44
LU40	400	1970	560	Y	£666.35	£731.35
LU50	500	1970	560	Y	£706.65	£770.91
LU60	600	1970	560	Y	£749.65	£813.12
<b>-with moulded plinth</b>						
LU30MP	300	1970	560	Y	-	£708.91
LU40MP	400	1970	560	Y	-	£773.91
LU50MP	500	1970	560	Y	-	£820.50
LU60MP	600	1970	560	Y	-	£855.97



1250

CODE	W	H	D		1	2
<b>Larder Unit, Shelved, 2x Door, Hiline</b>						
LUD30HL	300	1970	560	Y	£545.30	£668.47
LUD40HL	400	1970	560	Y	£614.79	£757.12
LUD50HL	500	1970	560	Y	£654.53	£813.15
LUD60HL	600	1970	560	Y	£705.97	£881.38



770

CODE	W	H	D		1	2
<b>Larder Unit, Shelved, 2x Door, Studio</b>						
LUD30S	300	1970	560	Y	£545.30	£668.47
LUD40S	400	1970	560	Y	£614.79	£757.12
LUD50S	500	1970	560	Y	£654.53	£813.15
LUD60S	600	1970	560	Y	£705.97	£881.38



1250

CODE	W	H	D		1	2
<b>Larder Unit, Shelved, 2x Drawer Pack</b>						
LUDR50	500	1970	560	Y	£998.66	£1,177.27
LUDR60	600	1970	560	Y	£1,053.50	£1,239.47

770

All moulded plinth versions are available  
Paint-to-order only



2018



2018



2018



2018



2018

Dimensions	Handed	STOCKED	PTO
------------	--------	---------	-----

CODE	W	H	D		1	2
<b>Larder Unit, Shelved, 1Door, Space Tower</b>						
LUST30	300	1970	560	Y	£1,591.40	£1,652.11
LUST40	400	1970	560	Y	£1,677.64	£1,742.64
LUST50	500	1970	560	Y	£1,739.26	£1,803.52
LUST60	600	1970	560	Y	£1,817.64	£1,881.11
<b>-with moulded plinth</b>						
LUST30MP	300	1970	560	Y	-	£1,699.58
LUST40MP	400	1970	560	Y	-	£1,785.20
LUST50MP	500	1970	560	Y	-	£1,853.11
LUST60MP	600	1970	560	Y	-	£1,923.96

CODE	W	H	D		1	2
<b>Larder Unit, 1 Door, Tandem - Chrome</b>						
LUT50C	500	1970	560	Y	£1,648.62	£1,712.88
LUT60C	600	1970	560	Y	£1,765.50	£1,828.97
<b>-with moulded plinth</b>						
LUT50MPC	500	1970	560	Y	-	£1,762.47
LUT60MPC	600	1970	560	Y	-	£1,871.82

CODE	W	H	D		1	2
<b>Larder Unit, 1 Door, Tandem - Anthracite</b>						
LUT50A	500	1970	560	Y	£1,628.27	£1,692.53
LUT60A	600	1970	560	Y	£1,714.97	£1,778.44
<b>-with moulded plinth</b>						
LUT50MPA	500	1970	560	Y	-	£1,742.12
LUT60MPA	600	1970	560	Y	-	£1,821.29

CODE	W	H	D		1	2
<b>Larder Unit, 1x Door, Convoy</b>						
LUC60L	600	1970	560	N	£2,123.56	£2,187.03
LUC60R	600	1970	560	N	£2,123.56	£2,187.03
<b>-with moulded plinth</b>						
LUC60MPL	600	1970	560	N	-	£2,229.88
LUC60MPR	600	1970	560	N	-	£2,229.88

CODE	W	H	D		1	2
<b>Larder Unit, 1x Door, Convoy Pull Out</b>						
LUC30	300	1970	560	N	£1,624.47	£1,685.18
<b>-with moulded plinth</b>						
LUC30MP	300	1970	560	N	-	£1,732.65

Dimensions	Handed	STOCKED	PTO
------------	--------	---------	-----

## LARDER UNITS



2018

CODE	W	H	D		1	2
<b>Larder Unit, 1x Door, Pull Out - Chrome</b>						
LUPO30C	300	1970	560	N	£1,237.82	£1,298.53
LUPO40C	400	1970	560	N	£1,290.03	£1,355.03
LUPO50C	500	1970	560	N	£1,403.89	£1,468.15
<b>-with moulded plinth</b>						
LUPO30MPC	300	1970	560	N	-	£1,346.00
LUPO40MPC	400	1970	560	N	-	£1,397.59
LUPO50MPC	500	1970	560	N	-	£1,517.74



2018

CODE	W	H	D		1	2
<b>Larder Unit, 1x Door, Pull Out - Anthracite</b>						
LUPO30A	300	1970	560	N	£1,222.88	£1,283.59
LUPO40A	400	1970	560	N	£1,317.67	£1,382.67
LUPO50A	500	1970	560	N	£1,628.27	£1,692.53
<b>-with moulded plinth</b>						
LUPO30MPA	300	1970	560	N	-	£1,331.06
LUPO40MPA	400	1970	560	N	-	£1,425.23
LUPO50MPA	500	1970	560	N	-	£1,742.12



2018

CODE	W	H	D		1	2
<b>Larder Unit, Shelved, 1x Door, Utility</b>						
LUU50	500	1970	560	Y	£706.65	£770.91
LUU60	600	1970	560	Y	£749.65	£813.12
<b>-with moulded plinth</b>						
LUU50MP	500	1970	560	Y	-	£820.50
LUU60MP	600	1970	560	Y	-	£855.97



2018

CODE	W	H	D		1	2
<b>Larder Unit, Shelved, 1x Door, Laundry</b>						
LUL50	500	1970	560	Y	£706.65	£770.91
LUL60	600	1970	560	Y	£749.65	£813.12
<b>-with moulded plinth</b>						
LUL50MP	500	1970	560	Y	-	£820.50
LUL60MP	600	1970	560	Y	-	£855.97



Dimensions	Handed	STOCKED	PTO
------------	--------	---------	-----

Dimensions	Handed	STOCKED	PTO
------------	--------	---------	-----

## LARDER UNITS

## TALL HEIGHT LARDER UNITS



1250

950

CODE	W	H	D		1	2
<b>Tall Larder Unit, Shelved, 2 Door, Hi-line</b>						
TLUD3oHL	300	2150	560	Y	£605.83	£740.59
TLUD4oHL	400	2150	560	Y	£653.17	£801.68
TLUD5oHL	500	2150	560	Y	£705.76	£875.94
TLUD6oHL	600	2150	560	Y	£763.68	£953.50



950

1250

CODE	W	H	D		1	2
<b>Tall Larder Unit, Shelved, 2 Door, Studio</b>						
TLUD3oS	300	2150	560	Y	£605.83	£740.59
TLUD4oS	400	2150	560	Y	£653.17	£801.68
TLUD5oS	500	2150	560	Y	£705.76	£875.94
TLUD6oS	600	2150	560	Y	£763.68	£953.50



1425

770

CODE	W	H	D		1	2
<b>Tall Larder Unit, Shelved, 2 Door, Crossrail</b>						
TLUD3oC	300	2150	560	Y	£647.62	£761.27
TLUD4oC	400	2150	560	Y	£695.79	£838.47
TLUD5oC	500	2150	560	Y	£744.73	£906.62
TLUD6oC	600	2150	560	Y	£807.94	£996.58



1250

950

CODE	W	H	D		1	2
<b>Tall Larder Unit, 2x Door, Space Tower</b>						
TLUST6o	600	2150	560	Y	£1,789.50	£1,912.61
TLUST6oMP	600	2150	560	Y	-	£1,941.43



1250

950

CODE	W	H	D		1	2
<b>Tall Larder Unit, 2 Door, Tandem - Chrome</b>						
TLUT6oC	600	2150	560	Y	£1,737.36	£1,860.47
TLUT6oMPC	600	2150	560	Y	-	£1,889.29



1250

950



1250

950



1250

950



1250

950

CODE	W	H	D		1	2
<b>Tall Larder Unit, 2 Door, Tandem - Anthracite</b>						
TLUT6oA	600	2150	560	Y	£1,686.83	£1,809.94
TLUT6oMPA	600	2150	560	Y	-	£1,838.76

CODE	W	H	D		1	2
<b>Tall Larder Unit, 2x Door, Convoy</b>						
TLUC6oL	600	2150	560	N	£2,095.42	£2,218.53
TLUC6oR	600	2150	560	N	£2,095.42	£2,218.53
<b>-with moulded plinth</b>						
TLUC6oMPL	600	2150	560	N	-	£2,218.53
TLUC6oMPR	600	2150	560	N	-	£2,247.35

CODE	W	H	D		1	2
<b>Tall Larder Unit, Shelved, 2 Door, Utility</b>						
TLUU6o	600	2150	560	Y	£721.51	£844.62
TLUU6oMPL	600	2150	560	Y	-	£873.44

CODE	W	H	D		1	2
<b>Tall Larder Unit, 2 Door, Utility, Laundry</b>						
TLUL6o	600	2150	560	Y	£721.51	£844.62
TLUL6oMP	600	2150	560	Y	-	£873.44

Dimensions	Handed	STOCKED	PTO
------------	--------	---------	-----

Dimensions	Handed	STOCKED	PTO
------------	--------	---------	-----

## FRIDGE FREEZER UNITS

STANDARD HEIGHT FRIDGE FREEZER TOWER							
	CODE	W	H	D		1	2
1248	<b>Fridge Freezer Tower, Single Aperture 70/30</b>						
	FTSA7030	600	1970	560	Y	£657.30	£772.91
	<b>-with moulded plinth</b>						
768	FTSA7030MP	600	1970	560	Y	-	£800.77
1006	<b>Fridge Freezer Tower, Single Aperture 50/50</b>						
	FTSA5050	600	1970	560	Y	£657.30	£772.91
	<b>-with moulded plinth</b>						
1006	FTSA5050MP	600	1970	560	Y	-	£801.74
768	<b>Fridge Freezer Tower, Single Studio Appliance</b>						
	FTSASFF	600	1970	560	Y	£709.57	£832.79
	<b>-with moulded plinth</b>						
1248	FTSASFFMP	600	1970	560	Y	-	£875.62
2018	<b>Fridge Freezer Tower, Single Appliance</b>						
	FTSAFF	600	1970	560	Y	£729.30	£792.77
	<b>-with moulded plinth</b>						
	FTSAFFMP	600	1970	560	Y	-	£835.62

TALL HEIGHT FRIDGE FREEZER TOWER							
	CODE	W	H	D		STOCKED	PTO
1245	<b>Tall Fr/Fr Tower, Single Aperture 70/30 - LH</b>						
	TFTSA7030	600	2150	560	Y	£698.27	£821.38
	<b>-with moulded plinth</b>						
948	TFTSA7030MP	600	2150	560	Y	-	£850.20
1248	<b>Tall Fr/Fr Tower, Single Aperture 60/40 - LH</b>						
	TFTSA6040	600	2150	560	Y	£698.27	£821.38
	<b>-with moulded plinth</b>						
948	TFTSA6040MP	600	2150	560	Y	-	£850.20
948	<b>Fridge Freezer Tower, Single Studio Appliance</b>						
	TFTSASFFA	600	2150	560	Y	£698.27	£821.38
	<b>-with moulded plinth</b>						
1248	TFTSASFFAMP	600	2150	560	Y	-	£850.21

Dimensions	Handed	STOCKED	PTO
------------	--------	---------	-----

Dimensions	Handed	STOCKED	PTO
------------	--------	---------	-----

## APPLIANCE HOUSING

STANDARD HEIGHT APPLIANCE HOUSING							
CODE	W	H	D		STOCKED	PTO	
<b>Oven Tower, Single Oven</b>							
OTS60	600	1970	560	Y	£657.23	£804.15	
CODE	W	H	D		STOCKED	PTO	
<b>Oven Tower, Single Oven, 3 Drawer Pack</b>							
OTSD360	600	1970	560	Y	£1,231.30	£1,405.54	
CODE	W	H	D		STOCKED	PTO	
<b>Oven Tower, Single Oven, 2 Drawer Pack</b>							
OTSD260	600	1970	560	Y	£1,078.91	£1,238.77	
CODE	W	H	D		STOCKED	PTO	
<b>Compact Appliance, 140 Warming Drawer</b>							
OTCW141	600	1970	560	Y	£667.62	£833.18	
CODE	W	H	D		STOCKED	PTO	
<b>Compact Appliance, 140 Warming Drawer, 3 Drawers</b>							
OTCW144	600	1970	560	Y	£1,157.15	£1,329.01	
CODE	W	H	D		STOCKED	PTO	
<b>Compact Appliance, 140 Warming Drawer, 2 Drawers</b>							
OTCW143	600	1970	560	Y	£1,004.76	£1,162.24	



CODE	W	H	D		STOCKED	PTO
<b>Oven Tower, Single Oven And Warming Drawer</b>						
OTSW60	600	1970	560	Y	£667.62	£833.18

CODE	W	H	D		STOCKED	PTO
<b>Single Oven, Compact Appliance, 1 Drawer</b>						
OTSC4D	600	1970	560	Y	£743.09	£855.57

CODE	W	H	D		STOCKED	PTO
<b>Single Oven, Compact Appliance</b>						
OTSC4	600	1970	560	Y	£711.04	£723.44

CODE	W	H	D		STOCKED	PTO
<b>Compact Appliance</b>						
OTC3	600	1970	560	Y	£674.97	£815.68

CODE	W	H	D		STOCKED	PTO
<b>Oven Tower, Compact Oven And Microwave</b>						
OTCM60	600	1970	560	Y	£662.21	£814.74


CODE	W	H	D		STOCKED	PTO
<b>Two Compact Appliances</b>						
OTCC	600	1970	560	Y	£729.06	£746.83




Dimensions	Handed	STOCKED	PTO
------------	--------	---------	-----

Dimensions	Handed	STOCKED	PTO
------------	--------	---------	-----


APPLIANCE HOUSING




CODE	W	H	D		STOCKED	PTO
<b>Tall Compact Appliance, 140 Warming Drawer, 2 Drawers</b>						
TOTCW143	600	2150	560	Y	£1,078.91	£1,238.77




CODE	W	H	D		STOCKED	PTO
<b>Tall Oven Tower, Single Oven &amp; Warming Drawer</b>						
TOTSW60	600	2150	560	Y	£741.77	£909.71




CODE	W	H	D		STOCKED	PTO
<b>Tall Oven Tower, 2 Single Ovens with 1 Drawer</b>						
TOTOOD160	600	2150	560	Y	£808.18	£939.66




CODE	W	H	D		STOCKED	PTO
<b>Single Oven, Compact Appliance, 1 Drawer</b>						
TOTSC4D	600	2150	560	Y	£817.24	£932.10




CODE	W	H	D		STOCKED	PTO
<b>Single Oven, Compact Appliance</b>						
TOTSC4	600	2150	560	Y	£661.71	£790.80




CODE	W	H	D		STOCKED	PTO
<b>Compact Appliance</b>						
TOTC3	600	2150	560	Y	£674.97	£815.68




CODE	W	H	D		STOCKED	PTO
<b>Tall Oven Tower, Compact Oven and Micro</b>						
TOTCM60	600	2150	560	Y	£736.36	£891.27



CODE	W	H	D		STOCKED	PTO
<b>Two Compact Appliances</b>						
TOTCC	600	2150	560	Y	£803.21	£823.36



CODE	W	H	D		STOCKED	PTO
<b>Tall Oven Tower, Single &amp; Micro Oven with 1 Drawer</b>						
TOTOMD160	600	2150	560	Y	£817.24	£932.10













CODE	W	H	D		STOCKED	PTO
<b>Tall Oven Tower, Double Oven, Warming Drawer, 1 Drawer</b>						
TOTDWD160	600	2150	560	Y	£855.27	£989.13

Dimensions	Handed	STOCKED	PTO
------------	--------	---------	-----

Dimensions	Handed	STOCKED	PTO
------------	--------	---------	-----

## APPLIANCE HOUSING

				
830	770	830	630	950
				
507	770	115	495	507
				495

CODE	W	H	D		STOCKED	PTO
<b>Compact Appliance, 1 Drawer, 1 Door</b>						
TOTC4	600	2150	560	Y	£882.01	£1,045.54







CODE	W	H	D		STOCKED	PTO
<b>Single Oven, 140 Warming Drawer</b>						
TOTSW141	600	2150	560	Y	£713.51	£869.47

CODE	W	H	D		STOCKED	PTO
<b>Single Oven, 140 Warming Drawer</b>						
TOTSW141A	600	2150	560	Y	£713.51	£869.47

CODE	W	H	D		STOCKED	PTO
<b>Double Oven</b>						
TOTD2	600	2150	560	Y	£714.77	£870.88

CODE	W	H	D		STOCKED	PTO
<b>Single Oven, Compact Appliance, 140 Warming Drawer 1 Drawer</b>						
TOTSCW1	600	2150	560	Y	£731.38	£880.68

## STUDIO HEIGHT APPLIANCE HOUSING

					
1245	507	650	115	770	115
					830
					115
					315

CODE	W	H	D		STOCKED	PTO
<b>Fridge Freezer Tower, Single Studio Appliance</b>						
SFTSASFF	600	1250	560	Y	£453.00	£514.61
<b>-with moulded plinth</b>						
SFTSASFFMP	600	1250	560	Y	-	£543.44

CODE	W	H	D		STOCKED	PTO
<b>Single Oven, 140 Warming Drawer</b>						
SOTSW60	600	1250	560	Y	£508.56	£591.64

CODE	W	H	D		STOCKED	PTO
<b>Single Oven</b>						
SOTS60	600	1250	560	Y	£526.58	£615.03

CODE	W	H	D		STOCKED	PTO
<b>Compact Appliance</b>						
SOTOC60	600	1250	560	Y	£541.61	£638.08

CODE	W	H	D		STOCKED	PTO
<b>390 Microwave</b>						
SOTCOM60	600	1250	630	Y	£573.67	£664.50

CODE	W	H	D		STOCKED	PTO
<b>Double Oven, 1 Drawer</b>						
SOTDD160	600	1250	630	Y	£627.47	£689.50

Dimensions	Handed	STOCKED	PTO
------------	--------	---------	-----

Dimensions	Handed	STOCKED	PTO
------------	--------	---------	-----

## FEATURE UNITS

FEATURE UNITS							
CODE	W	H	D		STOCKED	PTO	
<b>Bookcase With Cupboard</b>							
BOKC30	300	1970	300	Y	£594.87	£697.25	
BOKC40	400	1970	300	Y	£625.92	£738.04	
BOKC50	500	1970	300	Y	£651.02	£767.02	
BOKC60	600	1970	300	Y	£686.07	£812.42	
CODE	W	H	D		STOCKED	PTO	
<b>Tall Bookcase With Cupboard</b>							
TBOKC30	300	2150	300	Y	£637.28	£751.25	
TBOKC40	400	2150	300	Y	£673.51	£792.81	
TBOKC50	500	2150	300	Y	£709.78	£837.34	
TBOKC60	600	2150	300	Y	£746.81	£887.57	
CODE	W	H	D		STOCKED	PTO	
<b>Feature Base Open Unit</b>							
FBOU80	800	720	300	N	£577.86	£672.92	
FBOU90	900	720	300	N	£607.99	£702.93	
FBOU100	1000	720	300	N	£631.34	£727.16	
CODE	W	H	D		STOCKED	PTO	
<b>Feature Double Larder With Drawers</b>							
FLU100	1000	1970	560	N	£3,050.29	£3,178.81	
FLU120	1200	1970	560	N	£3,197.17	£3,324.11	
<b>-with moulded plinth</b>							
FLU100MP	1000	1970	560	N	-	£3,277.99	
FLU120MP	1200	1970	560	N	-	£3,409.81	
CODE	W	H	D		STOCKED	PTO	
<b>Feature Larder With Drawers</b>							
FLU60	600	1970	560	Y	£1,846.16	£1,909.63	
<b>-with moulded plinth</b>							
FLU60MP	600	1970	560	Y	-	£1,952.48	



1220



1220



1220



1220



1220

Includes Hype  
Recessed/ Surface  
light.



770



CODE	W	H	D		STOCKED	PTO
<b>Pantry Unit</b>						
PAN100	1000	1220	560	N	£845.68	£974.21

CODE	W	H	D		STOCKED	PTO
<b>Small Appliance Pantry Unit</b>						
PANSA100	1000	1220	560	N	£742.34	£870.87

CODE	W	H	D		STOCKED	PTO
<b>Bi-Fold Pantry Unit</b>						
PANB120	1200	1220	560	N	£1,026.97	£1,170.50

CODE	W	H	D		STOCKED	PTO
<b>Bi-Fold Small Appliance Pantry Unit</b>						
PANBSA120	1200	1220	560	N	£950.86	£1,094.39

CODE	W	H	D		STOCKED	PTO
<b>Dresser Unit With Glass Shelves</b>						
DRE50G	500	1220	300	Y	£540.57	£633.78

CODE	W	H	D		STOCKED	PTO
<b>Clad On Frontal End</b>						
COF300	300	770	0	N	£196.13	£249.63
COF350	350	770	0	N	£204.07	£267.83
COF400	400	770	0	N	£211.83	£276.07
COF450	450	770	0	N	£217.21	£277.71
COF500	500	770	0	N	£222.98	£290.10
COF600	600	770	0	N	£243.21	£320.68

CODE	W	H	D		STOCKED	PTO
<b>Gin Cabinet</b>						
GIN1000	1000	1970	560		£3,030.55	£3,159.07
GIN1000MP	1000	1970	560		-	£3,188.73

Note: MP at the end of the code refers to Moulded Plinth

Dimensions	Handed	STOCKED	PTO
------------	--------	---------	-----



CODE	W	H	D	STOCKED	PTO
<b>Gin Cabinet</b>					
GINi200	1200	1970	560	£2,600.14	£2,727.08
GINi200MP	1200	1970	560	-	£2,812.78

Note: MP at the end of the code refers to Moulded Plinth



CODE	W	H	D	STOCKED	PTO
<b>Single feature end 650mm wide</b>					
SFE650	650	900	50	N	£409.62
					£489.18



CODE	W	H	D	STOCKED	PTO
<b>Double feature end 950mm wide</b>					
DfE950	950	900	50	N	£548.88
					£689.80



CODE	W	H	D	STOCKED	PTO
<b>Double feature end 1050mm wide</b>					
DfE1050	1050	900	50	N	£559.64
					£693.08



CODE	W	H	D	STOCKED	PTO
<b>Double feature end 1150mm wide</b>					
DfE1150	1150	900	50	N	£571.18
					£717.86


















CODE	W	H	D	STOCKED	PTO
<b>Double feature end 1350mm wide</b>					
DfE1350	1350	900	50	N	£611.64
					£779.02



CODE	W	H	D	STOCKED	PTO
<b>Tall feature end 647mm</b>					
TfE647	647	2150	50	N	£816.62
					£905.76



## LYNDHURST ACCESSORIES

	CODE	W	H	D	DESCRIPTION	STOCKED	PTO
	<b>Cornice</b>						
	C30S	3050	108	70	1 x 3030 x 130 x 36.5mm Shaker Cornice (C30S)	£95.62	£119.85
	CBLS	108	133	72	1 x 133 x 108 x 72mm Shaker Cornice Corner Block LH (CBLS)	£132.65	£129.65
	CBRS	108	133	72	1 x 133 x 108 x 72mm Shaker Cornice Corner Block RH (CBRS)	£132.65	£129.65
	CCS300S	300	36.5	300	1 x Shaker Curved Cornice For 300mm Wall Cabinet, Unhanded (A) (CCS300S)	£196.59	£168.21
	C30B	3030	108	70	1 x 3030 x 130 x 36.5mm Beaded Cornice (C30B)	£95.62	£119.85
	CBLB	108	133	72	1 x 133 x 108 x 72mm Beaded Cornice Corner Block LH (CBLB)	£132.65	£129.65
	CBRB	108	133	72	1 x 133 x 108 x 72mm Beaded Cornice Corner Block RH (CBRB)	£132.65	£129.65
	CCS300B	300	36.5	300	1 x Beaded Curved Cornice For 300mm Wall Cabinet, Unhanded (A) (CCS300B)	£196.59	£168.53
	<b>Plinth</b>						
	P30	3030	150	16	1 x 3000mm Plinth (P30)	£67.47	£119.21
	CPS560	560	150	300	1 x Curved Plinth Section For 560mm Curved Base Unit (CPS560)	£95.18	£105.03
	MP30CL	3050	132	22	1 x 3050 x 132 x 24mm Moulded Plinth, Classic Style (MP30CL)	£67.97	£124.38
	CPS560CL	560	150	560	1 x Curved Classic Moulded Plinth (For 560x560mm Base Unit) (CPS560CL)	£287.68	£258.74
	<b>Profiles</b>						
	FP1500	36	1500	20	1 x 1500mm Frame Profile (FP1500)	£35.26	£45.82
	FP1500/68	68	1500	20	1 x 1500 x 68 x 20mm Frame Profile (FP1500/68)	£56.56	£73.76
	DR600	600	31	20	1 x 600 x 31 x 20mm Dishwasher Split Rail (DR600)	£24.00	£26.82
	<b>Corner and Feature Posts</b>						
	TWCP30	70	950	20	1 x 950 x 70 x 20mm Corner Post (TWCP30)	£90.03	£112.94
	TRFEP2400	75	2400	50	1 x 2400 x 100 x 50mm Tall Radius Feature End Post (TRFEP2400)	£135.88	£147.06
	TSFEP2400	75	2400	50	1 x 2400 x 100 x 50mm Tall Square Feature End Post (TSFEP2400)	£135.88	£148.32

### End Panels



BEP900/18	650	900	18	1 x Base End Panel (BEP900/18)	£88.85	£147.44
WEP774/18	370	774	18	1 x 774 x 370 x 18mm Wall End Panel (WEP774/18)	£65.71	£112.15
WEP954/18	370	954	18	1 x 954 x 370 x 18mm Tall Wall End Panel (WEP954/18)	£68.53	£118.32
EP25	650	2400	18	1 x 2400mm Plain End Panel Finished Face (EP25)	£184.71	£221.76
EP2400/900	2400	900	18	1 x 2400 x 900 x 18mm Breakfast Bar End Panel (EP2400/900)	£290.88	£326.15

### T&G End Panels



BGP900/18	650	900	18	1 x 900 x 650 x 18mm End Panel, T&G (BGP900/18)	£102.44	£144.15
WGP774/18	370	774	18	1 x 774 x 370 x 18mm Wall End Panel T&G (WGP774/18)	£73.26	£110.79
WGP954/18	370	954	18	1 x 954 x 370 x 18mm Tall Wall End Panel T&G (WGP954/18)	£76.68	£116.15
GP24	650	2400	18	1 x 2400mm T&G End Panel Finished Face (GP24)	£209.50	£245.26

### Timber Accessories



PR12	1200	336	20	1 x Plate Rack (PR12) Natural Oak Finish	£119.03	-
BR12	1200	58	20	1 x Bottle Rack (BR12) Natural Oak Finish	£95.21	-

### Edging Tape



ET3	3000	22	0.6	1 x 3m x 22mm Un-glued Veneer Edging (ET3)	£21.97	£42.76
-----	------	----	-----	--	--------	--------

### False Butt Hinges



FSBHCH	1 x False Butt Hinge For Door Sets, 75mm, Including Pins, Pair, Bright Chrome				£23.85	
FSBHBN	1 x False Butt Hinge For Door Sets, 75mm, Including Pins, Pair, Bright Nickel				£23.85	
FSBHPE	1 x False Butt Hinge For Door Sets, 75mm, Including Pins, Pair, Pewter				£26.53	
FSBHBR	1 x False Butt Hinge For Door Sets, 75mm, Including Pins, Pair, Antique Bronze				£32.82	
FSBHCBCCH	1 x False Butt Hinge For Combination Doors, 75mm, Bright Chrome				£16.65	
FSBHCBBN	1 x False Butt Hinge For Combination Doors, 75mm, Pair, Bright Nickel				£16.65	
FSBHCBCPE	1 x False Butt Hinge For Combination Doors, 75mm, Pair, Pewter				£17.50	
FSBHCBBR	1 x False Butt Hinge For Combination Doors, 75mm, Antique Bronze				£20.56	



WORKSURFACES

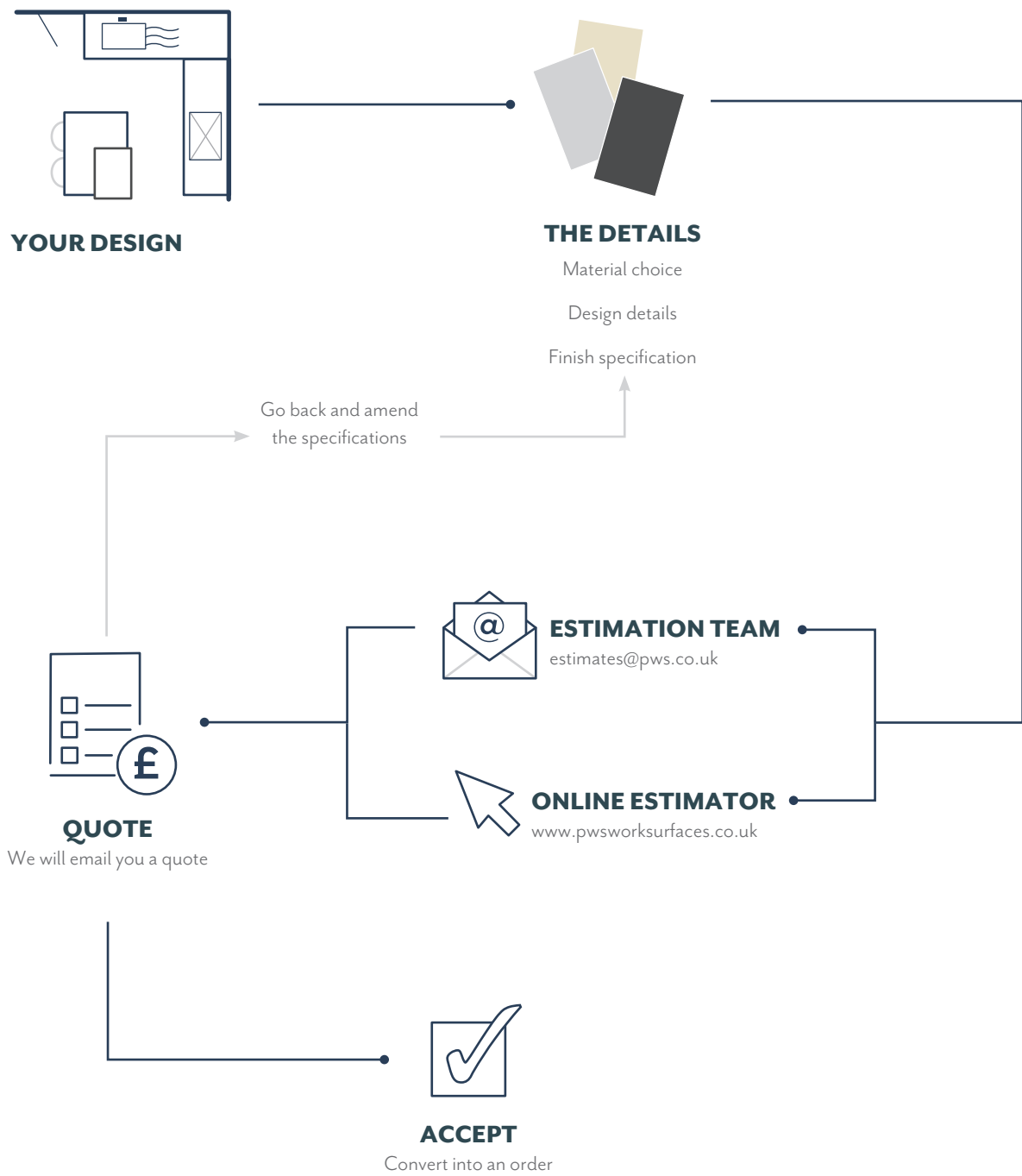
HANDLES

DRAWER ORGANISATION

LIGHTING

AFTER CARE & WARRANTY

# WORKSURFACE DESIGN TO QUOTE







# WORKSURFACES PREPARATION GUIDE FOR TEMPLATING

## BELFAST SINKS

Please ensure, prior to templating that your Belfast sink is fitted in its final position. Due to the method of ceramic manufacturing, Belfast sinks vary in size which can cause considerable worksurface overhangs. If the sink is in place we can create an accurate overhang template and ensure the correct positioning of drainer grooves.

## KITCHEN CABINETS

To create an accurate template we need all of your kitchen units to be securely fitted in place as digital templating requires physical location points to measure from. Missing or unsecured kitchen units can result in inaccurate measurements.

## APPLIANCES

Please ensure your appliances are on site and that you have details of the makes and models. We need to clarify cut-out sizes and positions as not all cut outs are standard and vary from brand to brand.

Please check that you have left the required 5mm gap either side of any freestanding appliance (range cookers etc) to allow for fitting and expansion.

## OVERMOUNT / LAY-ON SINKS

As with all other appliances, please ensure that any overmount sinks are on site. It is particularly critical with overmount sinks as their bowls don't dictate their location on the worksurface.

### **Please ensure you are fully prepared prior to your template.**

Without all appropriate preparation and required information we will not be able to complete the template and this will affect your final installation.

If you are unsure or require more detail of the above, please contact your sales and service adviser.

Check out our website to see our pre-templating prep video - [worksurfaces.pws.co.uk/About](https://www.pws.co.uk/About)

## CURVES

When templating for curved features, it is important that the door is fitted so the radius can be measured accurately. The cabinet alone is not always an accurate indication of the final radius requirement.

## FULL HEIGHT SPLASHBACKS & WALL CLADDING

Please note that adding splashbacks and wall cladding is a secondary template and installation process, once the worksurfaces have been fitted. Please ensure all wall units have been fitted and any socket plates have been removed so accurate measurements can be taken.

## TEMPORARY WORKSURFACES

Please ensure any temporary tops have been removed so we can record accurate measurements.





# QUOTATION AND TEMPLATING SERVICE

1



## QUOTATION

- Send working drawing including key dimensions, material selection and edge profiles.
- Sink details and drainer grove information required.
- Post code to be included on requests.
- Multi-material quotes available on request.

3



## POST TEMPLATE

- A CAD drawing will be sent for **your approval**.
- Our Sales & Service team will call to discuss any variance to the pre template design.
- If there are no changes or queries, your drawing will be passed straight to production.
- If changes are necessary these will be actioned and a new CAD drawing sent for approval.

**NB; payment is required before being passed to production if not a credit account.**

5



## DAY OF INSTALLATION

- Our installation team will call to **confirm time of arrival**.
- Once installed our team will walk through your new worksurface.
- Discuss our warranty and aftercare instructions.
- Allow you time to review the surface while they clear their tools.
- Answer any questions you have before asking you to sign off the installation.
- Finally leave your home as you would expect.



2

## PRE TEMPLATE

- **Order confirmation received.**  
Our Sales & Service team will call you to confirm we have your final drawing and the chosen material.
- **Non-stock material requested.**  
Your chosen material will be ordered and lead time confirmed. Please note, at this stage if the material is changed or cancelled charges will be applied

✓ **2 weeks prior**  
to your requested dates we will call to confirm details.

✓ **48 hours prior**  
to template our Sales & Service team will call you to confirm your readiness for the template.

✓ **24 hours prior**  
to template, our templater will call to advise an expected time of arrival.

✓ **On the day**  
our templater will call to confirm time of arrival.



4

## PRODUCTION

- Material passed to the factory.
- Manufactured to your approved drawing.

✓ **48 hours prior**  
to installation our Sales & Service team will call you to confirm your readiness for the installation.

✓ **24 hours prior**  
to installation our team will call you to advise an expected time of arrival.



# MANUFACTURING PROCESS

The below step-by-step guide briefly outlines the order process from order placement to delivery. The average lead time for a order is four to six weeks.

## ORDER PLACEMENT



## STOCK PICKING, PAINTLINE AND JOINERY



## ASSEMBLY LINE



## OUR PAINT

Our paint facility has allowed us to take advantage of developments in the paint sector and uses the latest innovations in manufacturing. Our highly automated line ensures consistency of colour and finish. We have added hand spray booths for intricate product requirements

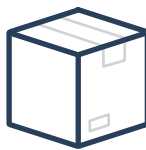
Our paint to order ranges are finished using water based, kitchen grade paints. They not only offer a superior finish, they feature characteristics and benefits that make them perfect for kitchen environments. These include:

- ✓ Excellent resistance to chemical materials
- ✓ Very good mechanical properties (hardness, flexibility and abrasion), offering enhanced durability and resistance from daily wear and tear
- ✓ Very good clarity and depth of colour, offering the consumer more vibrant, rich and lustrous finishes

## PRE-DELIVERY QUALITY CHECK



## PACKAGING



## DELIVERY



### OUR PACKAGING

Our packaging has been developed to limit product damage during transportation. Each unit is individually wrapped and labelled to ensure it is easily identifiable.

## QUALITY STANDARDS AND TESTING PROCEDURES



All of our products are tested thoroughly to make sure they meet the highest possible standards during production. This is also to make sure they remain in good condition during the storage, delivery, installation and working mood of the kitchen.

We have built strong partnerships with our external supply base, ensuring constant quality. They also go through a rigorous quality control process before delivery to us. Once here they are checked by our own teams ahead of delivery to our customers. This process includes: adhesion, moisture, colour measurement and bow testing to ensure a first rate product is delivered to you.

# HANDLES

Although small, handles play a big part in determining your overall kitchen look. Whether strong and structured, simple and contemporary, elegant and characterful, or full of exciting texture, our extensive handle collection offers something for every style and taste.

Here is just a small selection to inspire your kitchen design, more are available upon request.

Stainless Steel Effect



Chrome



Nickel



Concrete



Knurled



Pewter






Black



Antique



Leather



White



Copper



Brass



# HANDLES

CODE	Family Name, size, description	PRICE
<b>STAINLESS STEEL COLLECTION</b>		
H1027.32.SS	Guilford, Cup handle, 32mm, stainless steel	£3.53
H1028.64.SS	Guilford, Cup handle, 64mm, stainless steel	£5.06
H1029.128.SS	Guilford, Cup handle, 128mm, stainless steel	£6.21
H503.60.SS	Arlington, T-Bar handle, 60mm, stainless steel effect	£1.82
H503.128.SS	Arlington, Bar handle, 128mm, stainless steel effect	£3.35
H504.192.SS	Arlington, Bar handle, 192mm, stainless steel effect	£3.88
H505.224.SS	Arlington, Bar handle, 224mm, stainless steel effect	£4.09
H506.384.SS	Arlington, Bar handle, 384mm, stainless steel effect	£5.47
H1124.96.SS	Clerkenwell, Trim handle, 190mm, stainless steel	£8.76
H1124.256.SS	Clerkenwell, Trim handle, 250mm, stainless steel	£8.76
TK2SS	Portland, Knob, stainless steel	£1.79
1003/79SS	Portland, Cup handle, 64mm, stainless steel	£1.79
1001/131SS	Portland, Bow handle, 96mm, stainless steel	£4.09
H1128.160.SS	Dartmouth, Bar handle, 160mm, stainless steel effect	£16.47
H1123.60.SS	Dartmouth, T-Bar handle, 60mm, stainless steel effect	£9.29

CODE	Family Name, size, description	PRICE
<b>CHROME COLLECTION</b>		
H768.128.CH	Kensington, D-handle, framed texture, 128mm, chrome	£10.21
H1044.128.CH	Kensington, D-handle, texture, 128mm, chrome	£29.65
K1043.32.CH	Kensington, Knob, texture, 32mm length, chrome	£26.35
H995.68.CH	Bloomfield, T-Bar handle, 68mm, chrome	£4.68
H994.160.CH	Bloomfield, Bar handle, 160mm, chrome	£8.68
H1108.96.CH	Hoxton, Cup handle, 96mm, chrome	£5.18
H1085.160.CH	Hoxton, D-handle, 160mm, chrome	£8.76
K1075.32.CH	Wellington, Knob, round, 45mm, chrome	£72.38
K879.34.CH	Wellington, Knob, square, 94mm, chrome	£27.85
H1079.32.CH	Wellington, Cup handle, 32mm, chrome	£19.35

<b>Chrome continued...</b>		
H1117.50.CH	Wellington, Latch handle, multi fixing, chrome	£132.62
H1120.60.CH	Linton, T-Bar handle, 60mm, chrome	£8.18
H1120.160.CH	Linton, Bar handle, 160mm, chrome	£10.15
H1120.256.CH	Linton, Bar handle, 256mm, chrome	£10.85
H1080.128.CH	Linton, D-handle, 128mm, chrome	£23.97
K265.33.CH	Barton, Knob, 32mm, chrome	£3.38
H1092.64.CH	Barton, Cup handle, 64mm, chrome	£2.29
CODE	Family Name, size, description	PRICE
<b>NICKEL COLLECTION</b>		
H884.72.BN	Bedford, T-Bar handle, barrel design, 72mm, solid brass, bright nickel	£18.29
H882.160.BN	Bedford, Bar handle, barrel design, 160mm, solid brass, bright nickel	£18.29
K419.32.DN	Chelsea, Knob, 35mm, textured, satin nickel	£4.06
H420.128.DN	Chelsea, D-handle, 128mm, textured, satin nickel	£7.29
H1122.160.BN	Fenwick, Cup handle, 160mm, bright nickel	£11.59
H1122.320.BN	Fenwick, Cup handle, 320mm, bright nickel	£17.97
K1107.35.SN	Belgrave, Knob, 35mm, satin nickel	£5.76
8/952.B.SN	Belgrave, Cup handle, 64mm, satin nickel	£3.06
8/951.B.SN	Belgrave, Bow handle, 96mm, satin nickel	£2.97

CODE	Family Name, size, description	PRICE
<b>CONCRETE EFFECT</b>		
K1121.32.CT	Justice, Knob, 32mm, concrete effect	£6.65
H1151.128.CT	Justice, Block handle, 128mm, concrete effect	£20.53
H1152.32.CT	Alexandra, T-Bar handle, 32mm, concrete effect	£17.41
H1152.16.CT	Alexandra, T-Bar handle, 16mm, concrete effect	£10.21

CODE	Family Name, size, description	PRICE
<b>KNURLED COLLECTION</b>		
(please note that pricing is grouped by finish in the KNURLED section)		
H1126.448B383SS	Knurled, Bar handle, round backplate, 448mm, stainless steel	£36.06
H1126.448.MB	Knurled, Bar handle, 448mm, matt black	£25.26
H1126.448.AGB	Knurled, Bar handle, 448mm, aged brass	£26.65
B386.267.SS	Knurled, Bar handle backplate, 192mm, stainless steel	£5.82
H1126.257B385MB	Knurled, Bar handle, rectangular backplate, 192mm, matt black	£20.76
H1126.257.SS	Knurled, Bar handle, 192mm, stainless steel	£20.76
K1111.20.SS	Knurled, Knob, 20mm, stainless steel	£4.76
H1125.35.SS	Knurled, T-Bar handle, 60mm, stainless steel	£7.71
H1125.35B383AGB	Knurled, T-Bar handle, round backplate, 60mm, aged brass	£12.56
H1125.35B385MB	Knurled, T-Bar handle, square backplate, 60mm, matt black	£11.35
K1111.20B384AGB	Knurled, Knob, square backplate, 130mm, aged brass	£9.79
K1111.20B383MB	Knurled, Knob, round backplate, 40mm, matt black	£8.71

CODE	Family Name, size, description	PRICE
<b>PEWTER COLLECTION</b>		
K886.30.PE	Hampshire, Knob, 32mm, pewter	£13.71
H887.128.PE	Hampshire, Bow handle, 128mm, pewter	£20.85
K1062.30.PE	Berwick, Knob, 30mm, pewter	£11.53
H1063.96.PE	Berwick, Bar handle, 96mm, pewter	£11.53
H219.50.AP	Canterbury, T-Bar handle, 50mm, pewter effect	£2.21
H218.128.AP	Canterbury, D-handle, 128mm, pewter effect	£3.09
K1115.80.PE	Skelton, T-bar, 80mm, pewter	£21.03
H1142.128.PE	Skelton, Bar handle, 128mm, pewter	£32.12

CODE	Family Name, size, description	PRICE
<b>BLACK COLLECTION</b>		
K1112.35.MB	Bromley, Knob, 35mm, Industrial matt black	£3.65
H1129.225.MB	Bromley, Bow handle, 160mm, industrial matt black	£6.82
H1104.96.MB	Hoxton, Cup handle, 96mm, industrial matt black	£6.06
H1109.160.MB	Hoxton, D-handle, 160mm, Industrial Matt Black	£7.53
K1106.30.MB	Claremont, Knob, 30mm, industrial matt black	£4.50
H1105.64.MB	Claremont, Cup handle, 64mm, industrial matt black	£5.50
H1103.160.MB	Claremont, D-handle, 160mm, industrial matt black	£6.68
H1128.96.BBN	Clerkenwell, Trim handle, 160mm, Black Brushed Nickel	£7.03
H1128.256.BBN	Clerkenwell, Trim handle, 256mm, Black Brushed Nickel	£10.44
K1110.33.BS	Barton, Knob, 33mm, black satin	£4.00
H1092.64.BS	Barton, Cup handle, 64mm, black satin	£2.35

CODE	Family Name, size, description	PRICE
<b>ANTIQUE COLLECTION</b>		
K1106.30.BR	Claremont, Knob, 30mm, antique bronze effect	£4.24
H1105.64.BR	Claremont, Cup handle, 64mm, antique bronze effect	£3.94
H1103.160.BR	Claremont, D-handle, 160mm, antique bronze effect	£6.21
K1107.35.AN	Belgrave, Knob, 35mm, antique nickel effect	£7.09
8/952.B.AN	Belgrave, Cup handle, 64mm, antique nickel effect	£3.85
8/951.B.AN	Belgrave, Bow handle, 96mm, antique nickel effect	£3.76
K1075.32.BR	Wellington, Knob, round, 45mm, antique bronze effect	£81.12
H1117.50.BR	Wellington, latch handle, multi fixing, antique bronze effect	£148.62

# HANDLES

CODE	Family Name, size, description	PRICE
LEATHER		
H1149.80.BWNLE	Jeaker, Loop handle, 80mm, leather brown	£7.97
H1149.80.BKLE	Jeaker, Loop handle, 80mm, leather black	£7.97
H1150.160.BWNLE	Jeaker, Bow handle, 160mm, leather brown	£11.06
H1150.160.BKLE	Jeaker, Bow handle, 160mm, leather black	£11.06

CODE	Family Name, size, description	PRICE
WHITE COLLECTION		
H1138.64.MW	Highbury, Cup handle, 64mm, matt white	£4.24
H1138.160.MW	Highbury, Cup handle, 160mm, matt white	£6.12
H1138.320.MW	Highbury, Cup handle, 320mm, matt white	£12.41
H1130.160.MW	Hove, D-handle, 160mm, matt black	£7.29
H1130.320.MW	Hove, D-handle, 320mm, matt black	£10.18
H1131.90.MW	Soho, Trim handle, 190mm, reverse mounted, matt white	£8.85
H1131.250.MW	Soho, Trim handle, 250mm, reverse mounted, matt white	£16.24
H1137.160.MW	Yard, D-handle, 160mm, matt white	£4.56
H1137.224.MW	Yard, D-handle, 224mm, matt white	£6.71
H1132.160.MW	Camden, D-handle, 160mm, Matt White	£9.62

CODE	Family Name, size, description	PRICE
COPPER COLLECTION		
K1110.33.CO	Barton, Knob, 33mm, bright copper	£4.68
H1092.64.CO	Barton, Cup handle, 64mm, bright copper	£2.35
H1108.96.AC	Hoxton, Cup handle, 96mm, aged copper	£5.88
H1134.96.AC	Hatton, Trim handle, 96mm, aged copper	£6.82
H1085.160.AC	Hoxton, D-handle, 160mm, aged copper	£7.29
H1084.128.AC	Eldon, Bar handle, 128mm, aged copper	£6.85
H1084.160.AC	Eldon, Bar handle, 160mm, aged copper	£7.44
H1084.320.AC	Eldon, Bar handle, 320mm, aged copper	£10.71

CODE	Family Name, size, description	PRICE
BRASS COLLECTION		
H1137.160.AGB	Yard, D-handle, 160mm, aged brass	£5.29
H1137.224.AGB	Yard, D-handle, 224mm, aged brass	£7.32
H1138.64.AGB	Highbury, Cup handle, 64mm, aged brass	£4.53
H1138.160.AGB	Highbury, Cup handle, 160mm, aged brass	£6.41
H1138.320.AGB	Highbury, Cup handle, 320mm, aged brass	£13.56
H268.96.AB	Mayfair, Bow handle, 96mm, aged brass	£4.50
K266.33.AB	Stivichall, Knob, 33mm, aged brass	£3.47
H1133.160.BHB	Hessay, D-handle, 160mm, brushed brass	£9.00
H1133.320.BHB	Hessay, D-handle, 320mm, brushed brass	£15.68
H214.50.AB	Canterbury, T-Bar handle, 50mm, aged brass	£2.21
H213.128.AB	Canterbury, D-handle, 128mm, aged brass	£3.09








# DRAWER ORGANISATION

Our range of 24 ready-made shallow drawer sets offer the ideal storage and organisation solutions for food preparation items, cutlery, utensils and more. Designed to fit drawers from 300-1000mm wide and with a depth of 450mm, they can be extended to fit 500mm drawers when using a Depth Extension.



KONFIGURE  
by Kesseböhmer



Drawer Inserts  
by Gollinucci



Plate holders



Dovetail drawer boxes



Dovetail Internal drawers



SpaceFlexx

CODE	Contains	PRICE
<b>Konfigure, Shallow Internal Drawer Sets</b>		
DS300/SET1	Drawer insert set for 300mm shallow drawers, set 1	£58.00
DS300/SET2	Drawer insert set for 300mm shallow drawers, set 2	£98.24
DS300/SET3	Drawer insert set for 300mm shallow drawers, set 3	£60.91
DS400/SET1	Drawer insert set for 400mm shallow drawers, set 1	£98.06
DS400/SET2	Drawer insert set for 400mm shallow drawers, set 2	£118.88
DS400/SET3	Drawer insert set for 400mm shallow drawers, set 3	£172.00
DS450/SET1	Drawer insert set for 450mm shallow drawers, set 1	£98.06
DS450/SET2	Drawer insert set for 450mm shallow drawers, set 2	£156.21
DS450/SET3	Drawer insert set for 450mm shallow drawers, set 3	£172.00
DS500/SET1	Drawer insert set for 500mm shallow drawers, set 1	£98.06
DS500/SET2	Drawer insert set for 500mm shallow drawers, set 2	£140.91
DS500/SET3	Drawer insert set for 500mm shallow drawers, set 3	£172.00
DS600/SET1	Drawer insert set for 600mm shallow drawers, set 1	£98.06
DS600/SET2	Drawer insert set for 600mm shallow drawers, set 2	£196.29
DS600/SET3	Drawer insert set for 600mm shallow drawers, set 3	£259.88
DS800/SET1	Drawer insert set for 800mm shallow drawers, set 1	£275.06
DS800/SET2	Drawer insert set for 800mm shallow drawers, set 2	£196.29
DS800/SET3	Drawer insert set for 800mm shallow drawers, set 3	£237.88
DS900/SET1	Drawer insert set for 900mm shallow drawers, set 1	£275.06
DS900/SET2	Drawer insert set for 900mm shallow drawers, set 2	£279.21
DS900/SET3	Drawer insert set for 900mm shallow drawers, set 3	£237.88
DS1000/SET1	Drawer insert set for 1000mm shallow drawers, set 1	£358.00

DS1000/SET2	Drawer insert set for 1000mm shallow drawers, set 2	£257.21
DS1000/SET3	Drawer insert set for 1000mm shallow drawers, set 3	£306.68
<b>Konfigure, Deep Internal Drawer Sets</b>		
DD500/SET1	Drawer insert set for 500mm deep drawers, set 1	£210.79
DD500/SET2	Drawer insert set for 500mm deep drawers, set 2	£188.97
DD500/SET3	Drawer insert set for 500mm deep drawers, set 3	£153.68
DD600/SET1	Drawer insert set for 600mm deep drawers, set 1	£210.79
DD600/SET2	Drawer insert set for 600mm deep drawers, set 2	£188.97
DD600/SET3	Drawer insert set for 600mm deep drawers, set 3	£153.68
DD800/SET1	Drawer insert set for 800mm deep drawers, set 1	£377.97
DD800/SET2	Drawer insert set for 800mm deep drawers, set 2	£266.68
DD800/SET3	Drawer insert set for 800mm deep drawers, set 3	£284.44
DD900/SET1	Drawer insert set for 900mm deep drawers, set 1	£377.97
DD900/SET2	Drawer insert set for 900mm deep drawers, set 2	£266.68
DD900/SET3	Drawer insert set for 900mm deep drawers, set 3	£244.88
DD1000/SET1	Drawer insert set for 1000mm deep drawers, set 1	£377.97
DD1000/SET2	Drawer insert set for 1000mm deep drawers, set 2	£322.59
DD1000/SET3	Drawer insert set for 1000mm deep drawers, set 3	£244.88
<b>Konfigure, Individual Products</b>		
TIB300OA	Multipurpose box 1 for shallow drawer, 300x105x49mm, oak	£35.50
TIMB211X422OA	Multipurpose box 2 for deep drawer, 211x422x110mm, oak	£130.76
TIMB211X236OA	Multipurpose box 3 for deep drawer and larder, 211x236x110mm, oak	£83.06
TIMBOX211OA	Multipurpose box 4 for shallow drawer and larder, 211x236x49mm	£38.76
TIMB211X117OA	Multipurpose box 5 for deep drawer and larder, 211x117.5x90mm, oak	£52.41

# DRAWER ORGANISATION

TICl300OA	Cutlery insert, 300x422x49mm, oak	£98.06	OGCT900	Cutlery Tray, 900mm, orion grey	£17.91
TIMl152OA	Multipurpose insert 152x422x39mm, oak	£32.41	OGCT1000	Cutlery Tray, 1000mm, orion grey	£20.00
TICD137OA	Cross divider, 137x422x37.5mm, oak	£25.56	OGCT400/450	Cutlery Tray, 400mm, orion grey, cut to size for 450mm Legrabox	£6.06
TIFD137OA	Foil/Film dispenser, 137x422x45mm, oak/aluminium	£50.47	OGCT500/450	Cutlery Tray, 500mm, orion grey, cut to size for 450mm Legrabox	£6.85
TISSH137OA	Stepped spice holder, 137x422x26mm, oak	£28.47	OGCT600/450	Cutlery Tray, 600mm, orion grey, cut to size for 450mm Legrabox	£8.26
TIKB137OA	Knife block, 137x422x45mm, oak	£65.82	OGCT800/450	Cutlery Tray, 800mm, orion grey, cut to size for 450mm Legrabox	£17.50
TIPR340OA	Plate rack for deep drawer, 340x180x191mm, oak	£55.88	OGCT900/450	Cutlery Tray, 900mm, orion grey, cut to size for 450mm Legrabox	£18.26
MDIVBOX1	Metal divider, multipurpose box 1, 95x111x43mm	£14.94	OGCT1000/450	Cutlery Tray, 1000mm, orion grey, cut to size for 450mm Legrabox	£20.35
MDIVBOX2/3	Metal divider, multipurpose box 2 & 3, 200x99x102mm	£22.88	OGCHOPB	Wooden chopping board for use with orion grey cutlery trays	£21.71
MDIVBOX4	Metal divider, multipurpose box 4, 196x213x6mm	£32.88	OGFOILDISP	Foil/film dispenser for use with orion grey cutlery trays	£41.88
DRAWERCLIP	Connection clips for drawer inserts, 40x13x12mm	£2.50	OGKNIFEB	Knife block for use with orion grey cutlery trays	£33.71
TIDE500OA	Depth extension for 500mm depth drawers	£44.47	<b>Plastic Cutlery Insert</b>		
DM1500X500AHT	Non slip mat 1500x500mm, cut to size, anthracite heavy texture	£25.15	BTPCI400GY	Blum Tandem cutlery tray, 400mm unit, plastic, grey	£6.71
DM1500X500ALT	Non slip mat 1500x500mm, cut to size, anthracite light texture	£23.71	BTPCI500GY	Blum Tandem cutlery tray, 500mm unit, plastic, grey	£6.91
<b>Modular Cutlery Tray</b>			BTPCI600GY	Blum Tandem cutlery tray, 600mm unit, plastic, grey	£7.44
MODCT/400SSWOG	Modular cutlery tray with side wing, medium, for min 400mm cabinet, Orion Grey	£6.12	BTPCI800GY	Blum Tandem cutlery tray, 800mm unit, plastic, grey	£13.79
MODCT/600SDWOG	Modular cutlery tray with double side wing, large, for min 600mm cabinet, Orion Grey	£6.68	BTPCI900GY	Blum Tandem cutlery tray, 900mm unit, plastic, grey	£14.53
MODCT/600SSWOG	Modular cutlery tray with side wing, large, for min 600mm cabinet, Orion Grey	£8.26	BTPCI1000GY	Blum Tandem cutlery tray, 1000mm unit, plastic, grey	£14.91
<b>Cutlery Tray - Cut to size</b>			<b>Timber plate holder</b>		
OGCT400	Cutlery Tray, 400mm, orion grey	£5.71	TPH800TB	Timber plate holder for use with 800mm blum Tandembox, 704x422x9mm, oak	£128.62
OGCT500	Cutlery Tray, 500mm, orion grey	£6.50	TPH1000TB	Timber plate holder for use with 1000mm blum Tandembox, 904x422x9mm	£151.12
OGCT600	Cutlery Tray, 600mm, orion grey	£7.91	TPH800LB	Timber plate holder for use with 800mm blum Legrabox, 719x422x9mm	£129.15
OGCT800	Cutlery Tray, 800mm, orion grey	£17.12	TPH1000LB	Timber plate holder for use with 1000mm blum Legrabox, 919x422x9mm	£149.53
			TPIN4	Set of 4 round timber pins for plate holders, oak	£17.53Z

Timber Drawer Accessories			AMBIA-LINE for LEGRABOX Accessories		
BTSCI5	Blum Tandem cutlery insert, 500mm unit, beech	£71.12	ZC7S450BS3	AMBIA-LINE for LEGRABOX, 3 Tier cutlery divider in Orion Grey 300mm wide for NL450 LEGRABOX drawer	£160.19
BTSCI6	Blum Tandem cutlery insert, 600mm unit, beech	£74.85	ZC7S500BS3	AMBIA-LINE for LEGRABOX, 3 Tier cutlery divider in Orion Grey 300mm wide for NL500 LEGRABOX drawer	£165.23
BTSCI8	Blum Tandem cutlery insert, 800mm unit, beech	£127.24	ZC7Mo200	AMBIA-LINE for LEGRABOX, knife block for 9 knives	£56.82
BTSCI9	Blum Tandem cutlery insert, 900mm unit, beech	£138.47	ZC7Co000	AMBIA-LINE for LEGRABOX, foil & film holder	£139.73
BTSCI10	Blum Tandem cutlery insert, 1000mm unit, beech	£149.68	ZC7GoPol	AMBIA-LINE for LEGRABOX, spice holder for C&F height pull-outs	£86.86
BTCI500	Blum Tandem cutlery insert, 500mm unit, beech	£121.53	ZC7To350	AMBIA-LINE for LEGRABOX, plate holder for up to 12 plates, 188 - 322mm plate diameter	£84.59
BTCI600	Blum Tandem cutlery insert, 600mm unit, beech	£139.06	ZC7S300RSU	AMBIA-LINE for LEGRABOX, Steel frame in Orion Grey, 50mm high, 242mm wide for NL270 & above	£70.12
BTCI800	Blum Tandem cutlery insert, 800mm unit, beech	£188.26	ZC7S450RS1	AMBIA-LINE for LEGRABOX, Steel frame in Orion Grey, 50mm high, 100mm wide for NL450	£44.41
BTCI900	Blum Tandem cutlery insert, 900mm unit, beech	£200.26	ZC7S500RS1	AMBIA-LINE for LEGRABOX, Steel frame in Orion Grey, 50mm high, 100mm wide for NL500	£45.05
BTCI1000	Blum Tandem cutlery insert, 1000mm unit, beech	£216.35	ZC7S450RS2	AMBIA-LINE for LEGRABOX, Steel frame in Orion Grey, 50mm high, 200mm wide for NL450	£54.42
Oak Drawer Inserts			ZC7S500RS2	AMBIA-LINE for LEGRABOX, Steel frame in Orion Grey, 50mm high, 200mm wide for NL500	£55.06
OCILB400	Oak Cutlery Insert for Legrabox, 319 width, 422 depth, 416 height (mm)	£114.32	ZC7S450RSA	AMBIA-LINE for LEGRABOX, Steel filler frame in Orion Grey, 50mm high, 118mm wide for NL450. EG used to completely fill 600mm wide drawer unit with 18/19mm end panels in conjunction with 1 x 300mm cutlery tray & 1 x 100mm frame.	£54.42
OCILB500	Oak Cutlery Insert for Legrabox, 419 width, 422 depth, 416 height (mm)	£108.47	ZC7S500RSA	AMBIA-LINE for LEGRABOX, Steel filler frame in Orion Grey, 50mm high, 118mm wide for NL500. EG used to completely fill 600mm wide drawer unit with 18/19mm end panels in conjunction with 1 x 300mm cutlery tray & 1 x 100mm frame.	£55.06
OCILB600	Oak Cutlery Insert for Legrabox, 519 width, 422 depth, 416 height (mm)	£125.50	ZC7F300RSU	AMBIA-LINE for LEGRABOX, Steel frame in Orion Grey, 110mm high, 242mm wide for NL270 & above	£90.14
OCILB800	Oak Cutlery Insert for Legrabox, 719 width, 422 depth, 416 height (mm)	£146.32	ZC7F400RSP	AMBIA-LINE for LEGRABOX, Steel frame in Orion Grey, 110mm high, 218mm wide for NL400 & above	£95.15
OCILB900	Oak Cutlery Insert for Legrabox, 819 width, 422 depth, 416 height (mm)	£162.74			
OCILB1000	Oak Cutlery Insert for Legrabox, 919 width, 422 depth, 416 height (mm)	£183.12			
OCITB400	Oak Cutlery Insert for Tandembox, 301.5 width, 422 depth, 416 height (mm)	£114.32			
OCITB500	Oak Cutlery Insert for Tandembox, 401.5 width, 422 depth, 416 height (mm)	£108.47			
OCITB600	Oak Cutlery Insert for Tandembox, 501.5 width, 422 depth, 416 height (mm)	£125.50			
OCITB800	Oak Cutlery Insert for Tandembox, 701.5 width, 422 depth, 416 height (mm)	£146.32			
OCITB900	Oak Cutlery Insert for Tandembox, 801.5 width, 422 depth, 416 height (mm)	£162.74			
OCITB1000	Oak Cutlery Insert for Tandembox, 901.5 width, 422 depth, 416 height (mm)	£183.12			

# DRAWER ORGANISATION

In-frame Dovetail Drawer Accessories		
PH800OA	Plate holder 800mm, oak, base and 12 pins	£492.76
PH800/W	Plate holder 800mm including base and 12 pins, washed oak	£492.62
PH1000OA	Plate holder 1000mm, oak, base and 12 pins	£551.00
PH1000/W	Plate holder 1000mm including base and 12 pins, washed oak	£551.00
Timber Cutlery Inserts		
CI300OA	Cutlery Insert 300mm, oak	£137.82
CI300/W	Cutlery insert, 300mm, washed oak	£140.85
CI500OA	Cutlery Insert 500mm, oak	£203.06
CI500/W	Cutlery insert, 500mm, washed oak	£207.53
Felt Drawer Liner		
IFFDL1000CH	In-frame felt drawer liner, 1000mm, charcoal, can be cut to size	£34.76







# LIGHTING

We have incorporated functional and decorative lights into our range. Our glazed, pantry, dresser and feature units come with lights pre-installed. For all other lighting requirements we have create this specialist collection.



LED Surface/Recessed Light



LED Flexible Strip



Recessed Aluminium Profile



Recessed Aluminium Profile



EVOLine BACKFLIP



CODE	Contains	PRICE
<b>Standard Extension Leads &amp; Connectors</b>		
SY7183	Extension Lead (2M), for single colour lights	£1.38
SY7183/5M	Extension Lead (5M), for single colour lights	£3.26
SY7637	12 Way Distribution Block for up to 12 (single temp) lights to connect to a single receiver port	£3.29
SY8977A	Reconnection Cable (2M) + Re-Connector for single colour standard LED lights	£3.06
SY8978	Reconnection Clip 90° fitting for single colour LED Reels	£2.79
<b>Drivers and accessories</b>		
SY9980B	8W 12v Driver inc. 3 Ports	£11.74
SY9739B	15W 12v Driver inc. 6 Ports	£12.76
SY7350C	20W 12v Driver inc. 6 Ports	£13.32
SY7443A/MF	300W 12v Driver inc. 6 Ports (dimmable)	£36.56
SY7351D	50W 12v Driver inc. 6 Ports	£37.59
<b>Standard LED Reel</b>		
SY8982NW	Natural White 20W LED Tape (5M) + 2M soldered cable at both ends	£33.94
SY8982NWKIT	Natural White 20W LED Tape Kit, (5M) + 2M soldered cable at both ends & 20W Driver	£49.41
SY8982WW	Warm White 20W LED Tape (5M) + 2M soldered cable at both ends	£33.94
SY8982WWKIT	Warm White 20W LED Tape Kit, (5M) + 2M soldered cable at both ends & 20W Driver	£49.41
<b>Standard COB Lights &amp; Accessories</b>		
SY9018A/NW	Natural White 20W Standard COB Tape Light (5M Reel)	£79.38
SY6019NW	Natural White 20W Standard COB Tape Light Kit (5M Reel + 20W Driver)	£101.79
SY9018A/WW	Warm White 20W Standard COB Tape Light (5M Reel)	£79.38
SY6019WW	Warm White 20W Standard COB Tape Light Kit (5M Reel + 20W Driver)	£101.79
SY9002	COB Tape Light Reconnection Cable (1.5M)	£4.00
SY9023	COB Tape Light Reconnection Clip (direct butt joint)	£1.50
SY9024	COB Tape Light Flexible Connector 30mm (for corners)	£3.91

SY9025	COB Tape Light 90° Connector (rigid fitting)	£3.76
<b>Tunable COB Lights &amp; Accessories</b>		
SY2450	Tunable (cool, natural, warm) 50W COB Tape Light (5M Reel)	£141.32
SY2450KIT	Tunable (cool, natural, warm) 50W COB Tape Light Kit (5M Reel + 50W Driver)	£211.38
SY2454	COB Tape Light Reconnection Cable (2M), for reconnecting tunable COB strip lights	£5.00
SY2456	COB Tape Light Flexible Connector (for tunable COB light)	£5.41
SY7699B	Receiver for Tunable COB Lights (+WiFi enabled)	£51.38
<b>RGB COB Lights &amp; Accessories</b>		
SY2451	RGB 50W COB Tape Light (5M Reel)	£250.18
SY2451KIT	RGB 50W COB Tape Light Kit (5M Reel + 50W Driver)	£294.12
SY2452	COB Tape Light Reconnection Clip (direct butt joint for RGB COB strip)	£2.26
SY2453	RGB COB Light Reconnection Cable 2M	£5.00
SY2455	COB Tape Light Flexible Connector (for RGB COB Light)	£5.41
SY7347A	COB Light Y-Splitter (to feed 2 RGB COB lights into 1 receiver)	£3.20
<b>ARC COB Lights &amp; Accessories</b>		
SY9026NW	Natural White 7.5W ARC COB Tape Light (5M Reel)	£122.41
SY9026/NWKIT	Natural White 7.5W ARC COB Tape Light Kit (5M Reel + 8W Driver)	£134.15
SY9026WW	Warm 7.5W ARC COB Tape Light (5M Reel)	£122.41
SY9026/WWKIT	Warm 7.5W ARC COB Tape Light Kit (5M Reel + 8W Driver)	£134.15
<b>Aluminium Profiles &amp; Accessories</b>		
SY7388A	Aluminium Profile (1M) for Recessed Application (Inc. Diffuser & End Caps)	£7.88
SY7392A/2.5m	Aluminium Profile (2.5M) for Recessed Application (inc. Diffuser & End Caps)	£20.97
SY7482	Aluminium Profile (1M) for Surface Mounted Application (inc. Diffuser & End Caps)	£8.59
SY7482EC/B	Aluminium Profile 2 x End Caps (for surface Mounted Profiles)	£0.85

# LIGHTING

SY7482MC	Aluminium Profile 2 x Mounting Brackets (for Surface Mounted Profiles)	£1.06
SY7843A/1M	Aluminium Profile (1M) 90° Angled Extrusion + Diffuser & End Caps	£7.85
SY7843A/2M	Aluminium Profile (2M) 90° Angled Extrusion + Diffuser & End Caps	£16.15
<b>Plinth Lights</b>		
SY8874BN/NW	Natural White 1.2W Plinth Spotlight (1 x Square Light)	£6.76
SY8974BN/NW	Natural White 4.8W Plinth Spotlight Kit inc. 4 x Square Lights + 15W Driver	£30.65
SY8874BN/WW	Warm White 1.2W Plinth Spotlight (1 x Square Light)	£6.76
SY8974BN/WW	Warm White 4.8W Plinth Spotlight Kit inc. 4 x Square Lights + 15W Driver	£30.65
SY9937WH	Natural White 0.2W Plinth Spotlight (Single Round Light)	£4.91
SY9936WH	Natural White 0.8W Plinth Spotlight Kit inc. 4 x Round Lights + 10W Driver	£31.44
SY9937WW	Warm White 0.2W Plinth Spotlight (Single Round Light)	£4.91
SY9936WW	Warm White 0.8W Plinth Spotlight Kit inc. 4 x Round Lights + 10W Driver	£31.44
<b>Under Cabinet Lights</b>		
SY8949BN/NW	Natural White 3.5W Under Cabinet Light (Square)	£10.62
SY6949NW/3PK	Natural White 10.5W Under Cabinet Light Kit 3 x Square + 15W Driver	£46.74
SY8949BN/WW	Warm White 3.5W Under Cabinet Light (Square)	£10.62
SY6949WW/3PK	Warm White 10.5W Under Cabinet Light Kit 3 x Square + 15W Driver	£46.74
SY7946	Natural White 2.3W Under Cabinet Light (Round; for surface or recessed application)	£8.47
SY7977/NW	Natural White 6.9W Under Cabinet Light Kit 3 x Round (for surface or recessed application) + 8W Driver	£39.26
SY7946BN/WW	Warm White 2.3W Under Cabinet Light (Round; for surface or recessed application)	£8.47
SY7977/WW	Warm White 6.9W Under Cabinet Light Kit 3 x Round (for surface or recessed application) + 8W Driver	£39.26
SY7947	Natural White 2.3W Under Cabinet Light (Triangular)	£9.94
SY7982NW	Natural White 6.9W Under Cabinet Light Kit 3 x Triangular + 8W Driver Kit	£43.65
SY7947WW	Warm White 2.3W Under Cabinet Light (Triangular)	£9.94

SY7982WW	Warm White 6.9W Under Cabinet Light Kit 3 x Triangular + 8W Driver Kit	£43.65
SY8887NW	Natural White 3.5W Under Cabinet Light (Rectangular; 200mm x 100mm)	£17.62
SY8887NW/3KIT	Natural White 10.5W Under Cabinet Light Kit 3 x Rectangular (200mm x 100mm) Lights, + 15W Driver	£67.47
SY887WW	Warm White 3.5W Under Cabinet Light (Rectangular; 200mm x 100mm)	£17.62
SY8887WW/3KIT	Warm White 10.5W Under Cabinet Light Kit 3 x Rectangular (200mm x 100mm) Lights, + 15W Driver	£67.47
SY8935A	Natural White 2W Under Cabinet Light (Round; for surface mounting with easy magnetic fixing)	£7.47
SY8944	Natural White 6W Under Cabinet Light Kit 3 x Round (for surface mounting with simple magnetic fixing) + 8W Driver	£36.50
SY8935A/WW	Warm White 2W Under Cabinet Light (Round; for surface mounting with easy magnetic fixing)	£7.47
SY8944WW	Warm White 6W Under Cabinet Light Kit 3 x Round (for surface mounting with simple magnetic fixing) + 8W Driver	£36.50

<b>Under Cabinet Strip Lights &amp; Accessories</b>		
SY7690TRICOLOR	Tunable (cool, natural, warm) Under Cabinet Light (222mm) + 1.5m Mains Cable	£11.76
SY7691TRICOLOR	Tunable (cool, natural, warm) Under Cabinet Light (343mm) + 1.5m Mains Cable	£13.53
SY7692TRICOLOR	Tunable (cool, natural, warm) Under Cabinet Light (525mm) + 1.5m Mains Cable	£16.85
SY7693TRICOLOR	Tunable (cool, natural, warm) Under Cabinet Light (640mm) + 1.5m Mains Cable	£17.97
SY9324	Link Cable for under Cabinet Strip Lights (500mm)	£1.41
SY9556	Link Cable for under Cabinet Strip Lights (1000mm)	£2.18

<b>Dawer Lights</b>		
SY8921	Natural White 2.5W Drawer Light for 400mm Drawers (inc. integrated sensor)	£46.97
SY8922	Natural White 3.5W Drawer Light for 500mm Drawers (inc. integrated sensor)	£52.41
SY8923	Natural White 4W Drawer Light for 600mm Drawers (inc. integrated sensor)	£57.47
SY8924	Natural White 5.5W Drawer Light for 800mm Drawers (inc. integrated sensor)	£67.62
SY8925	Natural White 6W Drawer Light for 900mm Drawers (inc. integrated sensor)	£71.91
SY8926	Natural White 7W Drawer Light for 1000mm Drawers (inc. integrated sensor)	£76.47

<b>Battery Powered Lights</b>		
SY9039	Natural White Battery Powered Rechargeable Light 205mm, Magnetic Fitting	£26.26

Remotes, Sensors & Receivers		
SY75428	Receiver for Single Colour Lights inc. 6 Ports, (WiFi Enabled)	£44.00
SY75388	Receiver for RGB COB Lights inc. single distribution cable (WiFi Enabled)	£52.62
SY7510B	Door/Swipe Sensor Switch for use inside or outside cabinets (surface mounted or recessed)	£19.03
SY8815	PIR Sensor Switch for use inside cabinets (surface mounted or recessed)	£16.24
SY9565	Remote Control for all single colour & tunable temp. lights	£15.26
SY7539	Remote Control for RGB Lights (receiver sold separately; SY7528B)	£31.65
Kinetic Controls & Receivers		
SY2416	Receiver for Kinetic Controls for use with single colour & single temperature lights (WiFi enabled)	£37.12
SY2446	Kinetic Wireless Door Sensor for use with Kinetic Receiver (item SY2416); for single door applications only	£27.91
SY8990	Kinetic Wall Plate Switch (1 gang) For use with Kinetic Receiver (item SY2416)	£24.91
SY8991	Kinetic Wall Plate Switch (2 gang) for use with Kinetic Receiver (item SY2416)	£27.50
SY8992	Kinetic Wall Plate Switch (3 gang) For use with Kinetic Receiver (item SY2416)	£39.09
Electrical Accessories		
BF28K	Backflip Socket (Black)	£373.32
BF2SS	Backflip Socket (Brushed Solid Stainless Steel)	£265.74
BF2WH	Backflip Socket (White Glass- Gloss)	£373.32
PC3SSUSB	Pop-Up Socket (Brushed Solid Stainless Steel)	£339.09
SY7192	Pop-Up Socket (Aluminium)	£58.82
SY7192BK	Pop-Up Socket (Black)	£58.82
SY7192ST.ST	Pop-Up Socket (Stainless Steel)	£80.56







# PAINT FINISH

The paint we use is a durable interior paint, however as specialist water based paint it takes up to three weeks to fully cure and harden, please take extra care when handling the product within this period.

Customers should be aware that there is a possibility of colour variance from their original order due to batch to batch variation and the doors ageing over time following installation.



# AFTERCARE



To care for a Mood kitchen after installation it is recommended to simply dust down with a dry cloth, minor stains should be cleaned using a small amount of washing up liquid or soap (we recommend using a mild detergent as this will be more PH neutral) with warm water. Using a damp cloth, wipe your painted furniture, ensuring you take extra care with any particularly dirty areas.

Once it has been cleaned, rinse the item with fresh, clean water to remove any chemicals or soap residue that may be left. **Immediately** dry with a lint-free cloth to prevent liquid resting on the surface and causing staining or other damage.

## PAINT

As with any painted product, care should be taken to avoid the paint chipping. Should you be unfortunate enough to accidentally damage a kitchen door touch up kits are available for small repairs – please contact your sales representative for more information.

If opting for a dark kitchen, it is worth noting that darker shades can show up fingerprint marks more easily than lighter finishes, however these are easily removed with a soft Microfibre anti-scratch cloth, available from most supermarkets.



## DO NOT USE

Abrasive or aggressive cleaners, bleach, or other chlorine based cleaners, multi-purpose cleaners, acetone, alcohol or similar products on the furniture, as this will damage the surface. Please do not place any damp objects on the surface, including fruit juice, acidic agents, cleaning or conditioning agents. Should furniture get wet, please wipe and dry immediately using the care & maintenance instructions.

All of our kitchen cabinets and doors are manufactured to the highest standard possible, and are quality-checked routinely throughout the manufacturing and finishing process. We're confident you will enjoy many years of trouble-free use from your cabinets if installed and maintained correctly as per our advice; however, should you have any further queries regarding cabinet care, please feel free to contact us.



# CLEANING ADVICE

- For product cleaning only use a 5% soap, 95% water (liquid soap) solution, wiping with a damp (not wet) cloth, finally drying with a soft clean cloth. Dust with a soft cloth only, following the grain pattern of the wood.
- Do not use abrasive or aggressive cleaners, bleach or other hypochlorate (chlorine) based cleaners, multi-purpose cleaners, acetone, alcohol, solvent or similar products on the door as this will damage the surface.
- It is advisable to use a damp (not wet) cloth to remove fingerprints and marks, followed at once with a clean and dry soft cloth. Cooking splashes should be wiped up immediately using a damp cloth.

## TIMBER VENEER & PAINTED DOORS

- All timbers are adversely affected by the environment in which they are installed, particularly a moist climate and in high levels of humidity. Timber is hygroscopic which means the material will take up or let out moisture depending on the environment it is placed in. We therefore recommend that timber doors only be installed in areas that have been suitably acclimatised so that the timber is allowed to find its EMC (Equilibrium moisture content). Timber changes colour when exposed to light, the rate of change being dependent upon the species and the intensity of exposure.

Therefore, please consider when ordering an additional timber door some time after the original kitchen has been installed that a variation in colour is probable. Also, as solid timber products mature slightly with age we advise that samples are changed on a regular basis, after approximately six months.

- Due to the varying nature of the timber species used, the grain definition will appear in various degrees depending on the substrate used. For example, the same coat weight of paint will be applied to the door but will be 'visually different on oak and ash' as oak has a very dense and closed pore, compared to ash which has a more defined and open grain definition. Therefore, please try and avoid showing a consumer a sample of painted product if it is going to be supplied in a different substrate. Further samples are available on request by contacting our Customer Service department.

**WE SUGGEST THAT THE KEY INFORMATION ABOVE IS DISCUSSED WITH YOUR CUSTOMER.**

## VENEER & LACQUERED DOORS

- If the doors are supplied with a protective film on the face they must not be directly exposed to sunlight. It is recommended the film is removed as soon as possible.

## CARE, MAINTENANCE & QUALITY STANDARDS

- Newly plastered rooms should be left to environmentally stabilise before storage and installation of doors, whatever their material.

## QUALITY STANDARDS

We define our frontals and accessories to be of merchantable quality when they conform to the following standards. These are the standards our suppliers check against before shipping product to Mood Kitchens Ltd.

- Finished components shall not have any sharp edges or splinters that are likely to cause discomfort or injury to persons during normal use of furniture.
- When components are viewed with normal or corrected vision at arms length there shall be no obvious defects that would detract from the appearance of the furniture in its normal position of use, for example components shall be free of the following:-

**Machining imperfections** - torn grain, sanding marks, inaccurate edge trimming

**General** - excessive variations in colour, mismatch in appearance of wood grain,

**Poor finishing** - lacquer runs, pimples and shrinkage

**Irregular joints** - poor jointing, gaps

# WARRANTY



Thank you for choosing a Mood Kitchens Product.

You have purchased a Mood Kitchens product, subject to Mood Kitchen's Terms and Conditions of Sale (the "Contract"), and Mood Kitchens is pleased to offer you an extended warranty which forms part of the contract. The terms of this warranty will be construed in conjunction with the other terms of the Contract. In the event of any conflict or inconsistency between the Terms and Conditions of Sale and the terms of this warranty, the terms of this warranty will prevail to the extent of the conflict or inconsistency.

## WARRANTY TERMS & CONDITIONS

The warranty guarantees that the following products supplied by Mood Kitchens will be free from faults or defects in materials for the following time periods from delivery, subject to the terms and conditions of the Contract and the terms set out below:

- a. Mood Kitchen product: 10 years
- b. All Blum hinges and drawers: Moodtime guarantee
- c. All Kesseböhmer internal storage and accessories: 10 years
- d. All Sensio lighting: 5 years
- e. All worksurfaces: 10 years

## THE WARRANTY ONLY APPLIES:

- a. To the products listed at item 1 above.
- b. To Mood Kitchens partners (who are accredited and compliant with the terms of Mood Kitchens at the time of purchase) and may not be transferred or assigned to another party.

## THE WARRANTY DOES NOT COVER:

- a. Parts, materials or equipment not supplied by Mood Kitchens.
- b. Damage caused or contributed to by poor, faulty or incorrect use, installation or maintenance (or any other failure to follow Mood Kitchen's instructions, whether oral or in writing).
- c. Damage caused or contributed to by events outside of Mood Kitchen's Book's control, including but not limited to Acts of God, fire, explosion, contact with corrosive matter, extreme weather conditions, flood, vandalism, soiling, misuse, abrasion, improper storage following delivery, rot and/or infestation following delivery, leaks (or similar incidents), damage due to non-domestic use.
- d. Changes caused by the natural weathering process on timber products.
- e. Damage or colour deterioration caused and contributed to by normal wear and tear.
- f. Damage caused or contributed to by alterations or repairs.
- g. Damage caused or contributed to by the removal of products following initial installation.
- h. Damage caused or contributed to by wilful damage, abuse, mistreatment, negligence or environmental conditions.
- i. Damage caused or contributed to by household animals or misuse by children.
- j. Damage caused or contributed to by products being used in an environment unintended by their original design.
- k. Any defect in the products arising from any drawing, design or specification supplied by you.

## HOW TO CLAIM

- a. To make a claim under this warranty, please contact Mood Kitchens [customer services team] who will guide you through the process.
- b. Where a valid claim is made and properly notified to Mood Kitchens, Mood Kitchens will repair or replace (at its sole discretion) the affected products (or the part in question), but Mood Kitchens shall have no further liability to you. Where the products are no longer available, Mood Kitchens will provide a replacement product with a similar specification.

- c. This warranty does not cover delivery of the products to you, installation of the products or removal of the products.
- d. The colours of replacement products will be of newly manufactured products, which may not exactly match the colour of other products which are not being replaced and which may have altered in colour over time. Mood Kitchen's obligation to repair or replace only applies to those products which do not conform to the warranty, and Mood Kitchens is not obliged to replace the entire kitchen.
- e. All claims must be made within 7 days of the date of delivery of the product or (where the defect or failure was not apparent on reasonable inspection) within a reasonable time after discovery of the defect or failure. If delivery is not refused, and you do not notify Mood Kitchens within these time frames, you shall not be entitled to rely on this warranty and Mood Kitchen will have no liability for such defect or failure.
- f. Mood Kitchens requires a reasonable opportunity to inspect the products in the installed location. If it is not reasonably practicable for the product to remain in situ, it must be retained for inspection by Mood Kitchens.

## ONWARD SALES

- a. Mood Kitchen's obligation under this warranty relates only to you as the purchaser of the products. This warranty does not create any contractual obligation between Mood Kitchens and any customer to whom you sell the products.
- b. You are free to determine the warranty terms that you offer to your customers.



# WARRANTY



## Quality for the moodtime of the furniture

Our goal is to ensure that our fittings systems provide comfort and function to furniture buyers for the moodtime of the furniture. All Blum products are engineered to provide for a problem-free-use of the furniture during its moodtime, which is up to 20 years. We achieve this goal by using the strictest internal guidelines that are basis for our ISO 9001 quality management system. We also use our own testing laboratory in conjunction with other international testing organisations to monitor the quality of our own products on a regular basis and observe how they are used in daily activities.

As a gesture of goodwill, for so long as the original purchaser is in possession of the furniture, and it has been used only in domestic circumstances, we will replace defective Blum products by sending replacement parts free of charge to the address of this purchaser. To the fullest extent permitted by law, all other claims are excluded, including any related labour costs regarding removal of the defective product and/or installation of the replacement part. Improper use as well as improper operation or excessive loads are also excluded. Any claim for defective Blum products in furniture used for commercial purposes will be handled on a case-by-case basis. All electrical and electronic components are not included; however please refer to their separate, corresponding guarantees.

All services are provided without acknowledgement of any legal responsibility, are at any time subject to change without further notice, and are subject to the standard terms of supply issued by Blum from time to time, which are available at [www.blum.com](http://www.blum.com).

To obtain the free of charge replacement you must provide us with the defective product, a short description of the problem as well as a copy of the proof-of-purchase within 30 days of the problem occurring.



# WARRANTY

10 year guarantee in respect of function and use



Congratulations on your purchase! This product contains quality components from Kesseböhmer (frames, baskets, Trays, etc.). These systems comply with the highest industrial requirements. We hereby confirm the assumption of a 10 year guarantee (2 years electronic components) on the function and characteristics of use of all kesseböhmer products provided that they are handled and used correctly.

The guarantee does not apply to wear parts. Our products comply with din 68930:1998 and dgm ral-gz 430 with respect to corrosion. Under the guarantee agreement, Kesseböhmer assumes liability for damage to our products due to defects in design, manufacturing or materials. Where damage is proven, Kesseböhmer will replace the fittings free of charge.

The guarantee period is ten years starting on the date of acceptance of the goods, or at the latest 30 days after installation has been completed. Kesseböhmer's liability assumes that the part has been installed in accordance with its intended use and with generally accepted technical principles and that Kesseböhmer's installation instructions have been strictly adhered to. Any damage must be reported to Kesseböhmer immediately in writing and the affected products and examples of the damage must be kept for inspection. Kesseböhmer reserves the right to have its own or third-party experts inspect and verify the damage.

**10 YEAR**  
GUARANTEE

M | O  
O | D

# WARRANTY



## Sycamore Lighting Ltd

### Warranty and after care information

#### Warranty & period

Sycamore Lighting Ltd warrants that the product will be free from defects in material and workmanship for the warranty period is 5 years (battery lighting 12 months).

The warranty period commences on the date of invoice to the client, not the date of installation, or if the client cannot provide proof of invoice then the despatch date from Sycamore Lighting Ltd.

#### Sycamore Lighting Ltd obligation under warranty

Sycamore Lighting Ltd.'s sole obligation under the warranty shall be to provide replacement product(s) during the warranty period. Sycamore Lighting does not assume responsibility for delays in replacement or repair of products or parts.

Sycamore Lighting Ltd does not assume responsibility for any costs associated with the installation or replacement of any products during the warranty period.

#### Limitations

No salesperson, representative, distributor or agent of Sycamore Lighting Ltd, is authorised to make any guarantee, warranty, or representation that contradicts the terms contained in this limited warranty. Any waiver, alteration, addition, or modification to the warranties contained herein must be in writing and signed by an authorised representative of Sycamore Lighting to be binding and enforceable. Sycamore Lighting does not assume responsibility for any specific application to which product or parts of products are applied including, but not limited to, compatibility with other products. Sycamore Lighting will not accept any responsibility or warrant any product that has been tampered with or has been changed, altered or wrongly installed. All statements, technical information, or recommendations relating to the products or parts issued by Sycamore Lighting are based upon tests believed to be reliable, but does not constitute a guarantee or warranty Sycamore Lighting shall not under any circumstances be liable to any party for loss of profits, loss of goodwill, or any other special, consequential, or incidental damages whatsoever, with respect to any claim in connection with parts supplied by Sycamore Lighting or products or parts used in any product or products supplied by Sycamore Lighting.

#### Exclusions to the Warranty

#### The limited warranty shall be null and void in the following circumstances;

- 1.Modification or repair of any covered product or part by the installer, end user, or any non-authorised Sycamore Lighting service provider.
- 2.Improper use or installation, failure to conduct regular maintenance or cleaning, or damage by accident or neglect, of any covered product or part by the end user or any third party.
- 3.Failure by the installer, end user or any third party to exercise caution to protect any covered product or part from outside damage, adverse temperature (normal ambient temperature 0 – 25 C), humidity conditions, fluctuations in the electrical system or physical abuse as well as failure related to workmanship in the installation of the products or parts.
- 4.Sycamore Lighting will not assume responsibility for corrosion or other resulting damage to products where they are installed in areas where fertilizer or chemicals are present, either in the air or in the soil or where products are installed near to chemical plants etc., or areas with emissions of heavy polluted air.
- 5.Failure of supplied lamps: all lamps have a manufacturer's average lamp life and can fail before or after the prescribed average. Lamplife is reduced by switching cycles, temperature and voltage fluctuations outside of their normal operational range.
- 6.It is essential that the battery packs within all emergency luminaires are replaced after a four year period. All emergency luminaires must be tested in accordance with BS EN 5266-8-2004. Increased frequency of emergency testings may result in the premature replacement of battery pack before the standard four year period.
- 7.Any product specified by a third party, that is to be used in conjunction with Sycamore Lighting products, will be subject to that suppliers product warranty conditions.

# WARRANTY



## 10 Year guarantee

PWS recognise that a quality worksurface is a big investment and it is therefore important we supply the appropriate care and maintenance instructions to keeping your new worksurface looking as good as new. You can find these on our website.

In the rare event of problems, you'll be reassured to know that from the date the installation is complete and signed off, PWS automatically guarantees the registered owner of the installed worksurface against manufacturing defects for a period of up to 10 years.

You will appreciate that we must set limits on the extent of the Guarantee we can give so it is important that you read and understand the terms of the Guarantee which can be found on our website.



# TERMS & CONDITIONS

The Customer's attention is particularly drawn to the provisions of clause 11.

1.	<b>Interpretation</b>		
1.1	Definitions. In these Conditions, the following definitions apply: <b>Business Day:</b> a day other than a Sunday. <b>Commencement Date:</b> has the meaning set out in clause 2.2. <b>Conditions:</b> these terms and conditions as amended from time to time in accordance with clause 14.7. <b>Contract:</b> the contract between the Supplier and the Customer for the supply of Goods in accordance with these Conditions. <b>Customer:</b> the person or firm who purchases the Goods from the Supplier. <b>Deliverables:</b> the deliverables set out in the Order. <b>Delivery Date:</b> the date for delivery as mentioned in the Order. <b>Delivery Location:</b> has the meaning set out in clause 4.2. <b>End User Customer:</b> the individual or company to whom the Goods are sold by the Customer. <b>Force Majeure Event:</b> has the meaning given to it in clause 13.1. <b>Goods:</b> the goods (or any part of them) set out in the Order. <b>Goods Specification:</b> any specification for the Goods, including any relevant plans or drawings, that is agreed in writing by the Customer and the Supplier. <b>Intellectual Property Rights:</b> patents, rights to inventions, copyright and related rights, trade marks, business names and domain names, rights in get-up, goodwill and the right to sue for passing off, rights in designs, database rights, rights to use, and protect the confidentiality of, confidential information (including know-how), and all other intellectual property rights, in each case whether registered or unregistered and including all applications and rights to apply for and be granted, renewals or extensions of, and rights to claim priority from, such rights and all similar or equivalent rights or forms of protection which subsist or will subsist now or in the future in any part of the world <b>Order:</b> the Customer's order for the supply of Goods, as set out in the Customer's purchase order form. <b>Supplier:</b> Mood Kitchens Limited registered in England and Wales with company number 13486440.	4.2	materials available for collection at such times as the Supplier shall reasonably request. Returns of packaging materials shall be at the Supplier's expense.
		4.3	The Supplier shall deliver the Goods to the location set out in the Order or such other location as the parties may agree (" <b>Delivery Location</b> ").
		4.4	The Supplier shall deliver the Goods on or within 7 Business Days of the Delivery Date mentioned on the Order. The Supplier expressly reserves the right to amend the Delivery Date with any amended delivery date to be no later than 21 Business Days after the Delivery Date stated on the Order. In the event the Delivery Date is amended pursuant to this clause then the Supplier will not be liable for any loss caused to the Customer and/ or End User Customer.
		4.5	If no Delivery Location is set out in the Order or agreed between the parties after the Supplier has notified the Customer that the Goods are ready, the Supplier shall deliver the Goods to the Customer's registered address or last known business address within three Business Days of the Supplier notifying the Customer that the Goods are ready.
		4.6	Delivery of the Goods shall be completed on the Goods' arrival at the Delivery Location.
		4.7	Any dates quoted for delivery of the Goods are approximate only, and the time of delivery is not of the essence. The Supplier shall not be liable for any delay in delivery of the Goods that is caused by a Force Majeure Event or the Customer's failure to provide the Supplier with adequate delivery instructions or any other instructions that are relevant to the supply of the Goods.
		4.8	If the Supplier fails to deliver the Goods, its liability shall be limited to the costs and expenses incurred by the Customer in obtaining replacement goods of similar description and quality in the cheapest market available, less the price of the Goods. The Supplier shall have no liability for any failure to deliver the Goods to the extent that such failure is caused by a Force Majeure Event or the Customer's failure to provide the Supplier with adequate delivery instructions for the Goods or any relevant instruction related to the supply of the Goods.
1.2	<b>"Construction"</b> . In these Conditions, the following rules apply:		
1.2.1	a <b>person</b> includes a natural person, corporate or unincorporated body (whether or not having separate legal personality);		4.8.1 delivery of the Goods shall be deemed to have been completed at 9.00 am on the third Business Day following the day on which the Supplier notified the Customer that the Goods were ready; and
1.2.2	a reference to a party includes its personal representatives, successors or permitted assigns;	4.9	4.8.2 the Supplier shall store the Goods until delivery takes place, and charge the Customer for all related costs and expenses (including insurance).
1.2.3	a reference to a statute or statutory provision is a reference to such statute or statutory provision as amended or re-enacted. A reference to a statute or statutory provision includes any subordinate legislation made under that statute or statutory provision, as amended or re-enacted;	4.10	
1.2.4	any phrase introduced by the terms <b>including, include, in particular</b> or any similar expression shall be construed as illustrative and shall not limit the sense of the words preceding those terms; and		
1.2.5	a reference to <b>writing</b> or <b>written</b> includes faxes and e-mails.		
2.	<b>Basis of Contract</b>		
2.1	The Order constitutes an offer by the Customer to purchase Goods in accordance with these Conditions.		
2.2	The Order shall only be deemed to be accepted when the Supplier issues written acceptance of the Order at which point and on which date the Contract shall come into existence (" <b>Commencement Date</b> ").	4.11	The Supplier shall not be responsible for any delays in delivery caused by the End User Customer. If the End User Customer delays delivery, the Goods shall be delivered to the Customer in accordance with this agreement and it shall be the Customer's responsibility to store the Goods until such time as the End User Customer is able to accept or take delivery of such Goods.
2.3	The Contract constitutes the entire agreement between the parties. The Customer acknowledges that it has not relied on any statement, promise, representation, assurance or warranty made or given by or on behalf of the Supplier which is not set out in the Contract.	4.12	If three Business Days after the Supplier notified the Customer that the Goods were ready for delivery the Customer has not accepted delivery of them, the Supplier may resell or otherwise dispose of part or all of the Goods and, after deducting reasonable storage and selling costs, account to the Customer for any excess over the price of the Goods or charge the Customer for any shortfall below the price of the Goods.
2.4	Both parties acknowledge that the Customer will be selling the Goods to the End User Customer.	5.	The Customer shall not be entitled to reject the Goods if the Supplier delivers up to and including 80 percent more or less than the quantity of Goods ordered and in such event the Customer shall pay the actual quantity delivered.
2.5	Any samples, drawings, descriptive matter or advertising issued by the Supplier and any descriptions of the Goods contained in the Supplier's catalogues or brochures are issued or published for the sole purpose of giving an approximate idea of the Goods described in them. They shall not form part of the Contract or have any contractual force.	5.1	The Supplier shall be entitled at its discretion to make delivery of the Goods by instalments, which shall be invoiced and paid for separately. Each instalment shall constitute part of the same Contract. Any delay in delivery or defect in an instalment shall not entitle the Customer to cancel any other instalment.
2.6	These Conditions apply to the Contract to the exclusion of any other terms that the Customer seeks to impose or incorporate, or which are implied by trade, custom, practice or course of dealing.		<b>Quality</b>
2.7	Any quotation given by the Supplier shall not constitute an offer, and is only valid for a period of 20 Business Days from its date of issue.	5.1	The Supplier warrants to the Customer that on delivery, and for a period of 12 months from the date of delivery (" <b>warranty period</b> "), the Goods shall:
3.	<b>Goods</b>	5.1.1	conform in all material respects with their description and any applicable Goods Specification;
3.1	The Goods are described in the Supplier's catalogue, quotation and on the Supplier's website.	5.1.2	be free from material defects in design, material and workmanship;
3.2	To the extent that the Goods are to be manufactured in accordance with a Goods Specification supplied by the Customer, the Customer shall indemnify the Supplier against all liabilities, costs, expenses, damages and losses (including any direct, indirect or consequential losses, loss of profit, loss of reputation and all interest, penalties and legal and other professional costs and expenses) suffered or incurred by the Supplier in connection with any claim made against the Supplier for actual or alleged infringement of a third party's intellectual property rights arising out of or in connection with the Supplier's use of the Goods Specification. This clause 3.2 shall survive termination of the Contract.	5.1.3	be of satisfactory quality (within the meaning of the relevant legislation); and
3.3	The Supplier reserves the right to amend the Goods Specification if required by any applicable statutory or regulatory requirements.	5.1.4	be fit for any purpose held out by the Supplier.
4.	<b>Delivery</b>	5.2	Subject to clause 5.3, if:
4.1	The Supplier shall ensure that:	5.2.1	the Customer gives notice in writing during the warranty period within a reasonable time of discovery that some or all of the Goods do not comply with the warranty set out in clause 5.1;
4.1.1	each delivery of the Goods is accompanied by a delivery note which shows the date of the Order, all relevant Customer and Supplier reference numbers, the type and quantity of the Goods (including the code number of the Goods, where applicable), special storage instructions (if any) and, if the Order is being delivered by instalments, the outstanding balance of Goods remaining to be delivered; and	5.2.2	the Supplier is given a reasonable opportunity of examining such Goods; and
4.1.2	if the Supplier requires the Customer to return any packaging material to the Supplier, that fact is clearly stated on the delivery note. The Customer shall make any such packaging	5.2.3	the Supplier notifies the Customer and collects such Goods or item from the Customer's place of business at the Supplier's cost or advises the Customer to dispose of the defective Goods or items,
			the Supplier shall, at its discretion, replace the defective Goods, or items or refund the price of the defective Goods or items.
		5.3	The Supplier shall not be liable for the Goods' failure to comply with the warranty in clause 5.1 if:
		5.3.1	the Customer makes any further use of such Goods after giving a notice in accordance with clause 5.2;
		5.3.2	the defect arises because the Customer failed to follow the Supplier's oral or written instructions as to the storage, installation, commissioning, use or maintenance of the Goods or (if there are none) good trade practice;
		5.3.3	the defect arises as a result of faulty or incorrect fitting or as a result of damage caused by the fitting of the Goods;
		5.3.4	the defect arises as a result of the Supplier following any drawing, design or Goods Specification supplied by the Customer;
		5.3.5	the Customer alters or repairs such Goods without the written consent of the Supplier;



5.3.6	the defect arises as a result of fair wear and tear, wilful damage, negligence, or abnormal working conditions;		
5.3.7	the Goods differ from the Goods Specification as a result of changes made to ensure they comply with applicable statutory or regulatory standards.	9.9	All amounts payable by the Customer under the Contract are exclusive of amounts in respect of value added tax chargeable from time to time ("VAT"). Where any taxable supply for VAT purposes is made under the Contract by the Supplier to the Customer, the Customer shall, on receipt of a valid VAT invoice from the Supplier, pay to the Supplier such additional amounts in respect of VAT as are chargeable on the supply of the Goods at the same time as payment is due for the supply of the Goods.
5.4	Except as provided in this clause 5, the Supplier shall have no liability to the Customer in respect of the Goods' failure to comply with the warranty set out in clause 5.1.	9.10	If the Customer fails to make any payment due to the Supplier under the Contract by the due date for payment, then the Customer shall pay interest on the overdue amount at the rate of 4% per annum above the Bank of England's base rate from time to time. Such interest shall accrue on a daily basis from the due date until actual payment of the overdue amount, whether before or after judgment. The Customer shall pay the interest together with the overdue amount.
5.5	The terms of these Conditions shall apply to any repaired or replacement Goods supplied by the Supplier under clause 5.2.	9.11	The Customer shall pay all amounts due under the Contract in full without any set-off, counterclaim, deduction or withholding except as required by law. The Supplier may, without limiting its other rights or remedies, set off any amount owing to it by the Customer against any amount payable by the Supplier to the Customer.
5.6	The Customer shall not be entitled to return the Goods to the Supplier if they are found to be unsuitable by the End User Customer as a result of the Customer failing to properly ascertain the End User Customer's needs.	9.12	The Customer shall be solely responsible for ensuring that it has received payment from the End User Customer. Payment shall be due to the Supplier from the Customer whether or not the Customer has received payment from the End User Customer.
6.	<b>Acceptance of the Goods</b>	9.13	Notwithstanding clause 9.10, the contract shall always remain between the Supplier and the Customer and the Customer shall bear all responsibility for non-payment or late payment of the End User Customer.
6.1	The Goods shall be deemed to have been accepted by the Customer within 3 Business Days of delivery of the goods.	10.	<b>Confidentiality</b>
7.	<b>Consumer Protection</b>		A party ("receiving party") shall keep in strict confidence all technical or commercial know-how, specifications, inventions, processes or initiatives which are of a confidential nature and have been disclosed to the receiving party by the other party ("disclosing party"), its employees, agents or subcontractors, and any other confidential information concerning the disclosing party's business, its products and services which the receiving party may obtain. The receiving party shall only disclose such confidential information to those of its employees, agents and subcontractors who need to know it for the purpose of discharging the receiving party's obligations under the Contract, and shall ensure that such employees, agents and subcontractors comply with the obligations set out in this clause as though they were a party to the Contract. The receiving party may also disclose such of the disclosing party's confidential information as is required to be disclosed by law, any governmental or regulatory authority or by a court of competent jurisdiction. This clause 10 shall survive termination of the Contract.
7.1	If the Customer is selling the Goods on to an End User Customer, it shall be the Customer's sole responsibility to comply with all applicable Consumer Rights legislation where appropriate.	11.	<b>Limitation of Liability: The Customer's Attention Is Particularly Drawn to this Clause</b>
8.	<b>Title and Risk</b>	11.1	Nothing in these Conditions shall limit or exclude the Supplier's liability for:
8.1	The risk in the Goods shall pass to the Customer on completion of delivery.	11.1.1	death or personal injury caused by its negligence, or the negligence of its employees, agents or subcontractors;
8.2	Title to the Goods shall not pass to the Customer until the Supplier receives payment in full (in cash or cleared funds) for the Goods and any other goods that the Supplier has supplied to the Customer in respect of which payment has become due, in which case title to the Goods shall pass at the time of payment of all such sums.	11.1.2	fraud or fraudulent misrepresentation;
8.3	Until title to the Goods has passed to the Customer, the Customer shall:	11.1.3	breach of the terms implied by section 2 of the Supply of Goods and Services Act 1982 (title and quiet possession);
8.3.1	store the Goods separately from all other goods held by the Customer so that they remain readily identifiable as the Supplier's property;	11.1.4	breach of the terms implied by section 12 of the Sale of Goods Act 1979 (title and quiet possession); or
8.3.2	not remove, deface or obscure any identifying mark or packaging on or relating to the Goods;	11.1.5	defective products under the Consumer Protection Act 1987.
8.3.3	maintain the Goods in satisfactory condition and keep them insured against all risks for their full price on the Supplier's behalf from the date of delivery;	11.2	Subject to clause 11.1:
8.3.4	notify the Supplier immediately if it becomes subject to any of the events listed in clause 12.2.2 to clause 12.2.13; and	11.2.1	the Supplier shall under no circumstances whatever be liable to the Customer, whether in contract, tort (including negligence), breach of statutory duty, or otherwise, for any loss of profit, or any indirect or consequential loss arising under or in connection with the Contract ; and
8.3.5	give the Supplier such information relating to the Goods as the Supplier may require from time to time.	11.2.2	the Supplier's total liability to the Customer in respect of all losses arising under or in connection with the Contract, whether in contract, tort (including negligence), breach of statutory duty, or otherwise, shall in no circumstances exceed £500.00
8.4	Subject to clause 8.5, the Customer may resell or use the Goods in the ordinary course of its business (but not otherwise) only after the Supplier receives payment for the Goods in full. However, if the Customer resells the Goods before that time:	11.3	The Supplier's liability under these Conditions is limited to the Customer and do not extend to the End User Customer.
8.4.1	it does so as principal and not as the Supplier's agent; and]	11.4	The terms implied by sections 13 to 15 of the Sale of Goods Act 1979 and the terms implied by sections 3 to 5 of the Supply of Goods and Services Act 1982 are, to the fullest extent permitted by law, excluded from the Contract.
8.4.2	title to the Goods shall pass from the Supplier to the Customer only when payment has been made in full by the Customer.	11.5	This clause 11 shall survive termination of the Contract.
8.5	If before title to the Goods passes to the Customer the Customer becomes subject to any of the events listed in clause 12.2.2 to clause 12.2.13, then, without limiting any other right or remedy the Supplier may have:	12.	<b>Termination</b>
8.5.1	the Customer's right to resell Goods or use them in the ordinary course of its business ceases immediately; and	12.1	Without limiting its other rights or remedies either party may terminate the contract by giving the other party written notice within 7 days of the Customer's Order being accepted.
8.5.2	the Supplier may at any time:	12.2	Without limiting its other rights or remedies, each party may terminate the Contract with immediate effect by giving written notice to the other party if:
(a)	require the Customer to deliver up all Goods in its possession which have not been resold, or irrevocably incorporated into another product; and	12.2.1	the other party commits a material breach of its obligations under this Contract and (if such breach is remediable) fails to remedy that breach within 14 days after receipt of notice in writing to do so;
(b)	if the Customer fails to do so promptly, enter any premises of the Customer or of any third party where the Goods are stored in order to recover them.	12.2.2	the other party suspends, or threatens to suspend, payment of its debts or is unable to pay its debts as they fall due or admits inability to pay its debts or (being a company or limited liability partnership) is deemed unable to pay its debts within the meaning of section 123 of the Insolvency Act 1986 or (being an individual) is deemed either unable to pay its debts or as having no reasonable prospect of so doing, in either case, within the meaning of section 268 of the Insolvency Act 1986 or (being a partnership) has any partner to whom any of the foregoing apply;
9.	<b>Price and Payment</b>	12.2.3	the other party commences negotiations with all or any class of its creditors with a view to rescheduling any of its debts, or makes a proposal for or enters into any compromise or arrangement with its creditors other than (where a company) for the sole purpose of a scheme for a solvent amalgamation of that other party with one or more other companies or the solvent reconstruction of that other party;
9.1	The price of the Goods shall be the price set out in the Order or, if no price is quoted, the price set out in the Supplier's published price list as at the date of delivery. The price of the Goods is exclusive of all costs and charges of packaging, insurance, transport of the Goods, which shall be paid by the Customer when it pays for the Goods.	12.2.4	a petition is filed, a notice is given, a resolution is passed, or an order is made, for or in
9.2	The Supplier reserves the right to increase the price of the Goods, by giving notice to the Customer at any time before delivery, to reflect any increase in the cost of the Goods to the Supplier that is due to:		
9.2.1	any factor beyond the control of the Supplier (including foreign exchange fluctuations, increases in taxes and duties, and increases in labour, materials and other manufacturing costs);		
9.2.2	any request by the Customer to change the delivery date(s), quantities or types of Goods ordered, or the Goods Specification; or		
9.2.3	any delay caused by any instructions of the Customer in respect of the Goods or failure of the Customer to give the Supplier adequate or accurate information or instructions in respect of the Goods.		
9.3	Payment of the price of the Goods ordered shall be made in two equal instalment payments as set out at clauses 9.4-9.5.		
9.4	The Supplier shall invoice the Customer on the Supplier's acceptance of the Customer's Order and such invoice shall represent 50% of the total invoice due for the Goods ordered.		
9.5	The Supplier shall invoice the Customer on the seventh day after the date the Goods are delivered to the Customer in respect of the remaining 50 per cent balance of the total quantity of Goods ordered.		
9.6	The Customer shall pay each invoice submitted by the Supplier in full and in cleared funds to a bank account nominated in writing by the Supplier on the Supplier's acceptance of the Customer's Order. The Customer shall pay each invoice with 7 days from the date of each invoice.		
9.7	Time for payment shall be of the essence of the Contract.		
9.8	The Customer acknowledges that the Supplier will not begin the manufacture of the Goods until it has		

	connection with the winding up of the other party (being a company) other than for the sole purpose of a scheme for a solvent amalgamation of the other party with one or more other companies or the solvent reconstruction of that other party;			after transmission.
12.2.5	the other party (being an individual) is the subject of a bankruptcy petition or order;	14.3	<b>Severance.</b>	
12.2.6	a creditor or encumbrancer of the other party attaches or takes possession of, or a distress, execution, sequestration or other such process is levied or enforced on or sued against, the whole or any part of its assets and such attachment or process is not discharged within 14 days;	14.3.1		If any provision or part-provision of the Contract is or becomes invalid, illegal or unenforceable, it shall be deemed modified to the minimum extent necessary to make it valid, legal and enforceable. If such modification is not possible, the relevant provision or part-provision shall be deemed deleted. Any modification to or deletion of a provision or part-provision under this clause shall not affect the validity and enforceability of the rest of the Contract.
12.2.7	an application is made to court, or an order is made, for the appointment of an administrator or if a notice of intention to appoint an administrator is given or if an administrator is appointed over the other party (being a company);	14.3.2		If one party gives notice to the other of the possibility that any provision or part-provision of this Contract is invalid, illegal or unenforceable, the parties shall negotiate in good faith to amend such provision so that, as amended, it is legal, valid and enforceable, and, to the greatest extent possible, achieves the intended commercial result of the original provision.
12.2.8	the holder of a qualifying charge over the assets of the other party (being a company) has become entitled to appoint or has appointed an administrative receiver;	14.4	<b>Waiver.</b>	A waiver of any right under the Contract or law is only effective if it is in writing and shall not be deemed to be a waiver of any subsequent breach or default. No failure or delay by a party in exercising any right or remedy under the Contract or by law shall constitute a waiver of that or any other right or remedy, nor prevent or restrict its further exercise of that or any other right or remedy. No single or partial exercise of such right or remedy shall prevent or restrict the further exercise of that or any other right or remedy.
12.2.9	a person becomes entitled to appoint a receiver over the assets of the other party or a receiver is appointed over the assets of the other party;	14.5	<b>No partnership or agency.</b>	Nothing in the Contract is intended to, or shall be deemed to, establish any partnership or joint venture between any of the parties, nor constitute either party the agent of another party for any purpose. Neither party shall have authority to act as agent for, or to bind, the other party in any way.
12.2.10	any event occurs, or proceeding is taken, with respect to the other party in any jurisdiction to which it is subject that has an effect equivalent or similar to any of the events mentioned in clause 12.2.2 to clause 12.2.9 (inclusive);	14.6	<b>Third parties.</b>	A person who is not a party to the Contract shall not have any rights to enforce its terms.
12.2.11	the other party suspends, threatens to suspend, ceases or threatens to cease to carry on, all or substantially the whole of its business;	14.7	<b>Variation.</b>	Except as set out in these Conditions, no variation of the Contract, including the introduction of any additional terms and conditions shall be effective unless it is agreed in writing and signed by the Supplier.
12.2.12	the other party's financial position deteriorates to such an extent that in the Supplier's opinion the Customer's capability to adequately fulfil its obligations under the Contract has been placed in jeopardy; or	14.8	<b>Governing law.</b>	This agreement and any dispute or claim arising out of or in connection with it or its subject matter or formation (including non-contractual disputes or claims) shall be governed by and construed in accordance with the law of England and Wales.
12.2.13	the other party (being an individual) dies or, by reason of illness or incapacity (whether mental or physical), is incapable of managing his own affairs or becomes a patient under any mental health legislation.	14.9	<b>Jurisdiction</b>	Each party irrevocably agrees that the courts of England and Wales shall have exclusive jurisdiction to settle any dispute or claim arising out of or in connection with this Contract or its subject matter or formation (including non-contractual disputes or claims).
12.3	Without limiting its other rights or remedies, the Supplier may terminate the Contract with immediate effect by giving written notice to the Customer if:			
12.3.1	the Customer fails to pay any amount due under this Contract on the due date for payment; or			
12.3.2	the Customer is not forthcoming with information required by the Supplier to complete the Contract; or			
12.3.3	the Customer has sought to delay performance of the Contract on more than one occasion.			
12.4	Without limiting its other rights or remedies, the Supplier may suspend the all further deliveries of Goods under the Contract or any other contract between the Customer and the Supplier if the Customer fails to pay any amount due under this Contract on the due date for payment, the Customer becomes subject to any of the events listed in clause 12.2.2 to clause 12.2.13, or the Supplier reasonably believes that the Customer is about to become subject to any of them.			
12.5	On termination of the Contract for any reason:			
12.5.1	the Supplier shall refund the Customer the price of the Order less all costs and losses suffered or incurred by the Supplier as a result of such termination;			
12.5.2	the accrued rights and remedies of the parties as at termination shall not be affected, including the right to claim damages in respect of any breach of the Contract which existed at or before the date of termination or expiry; and			
12.5.3	clauses which expressly or by implication have effect after termination shall continue in full force and effect.			
13.	<b>Force Majeure</b>			
13.1	For the purposes of this Contract, " <b>Force Majeure Event</b> " means an event beyond the reasonable control of the Supplier including but not limited to strikes, lock-outs or other industrial disputes (whether involving the workforce of the Supplier or any other party), failure of a utility service or transport network, act of God, war, riot, civil commotion, malicious damage, compliance with any law or governmental order, rule, regulation or direction, pandemic, epidemic, accident, breakdown of plant or machinery, fire, flood, storm or default of suppliers or subcontractors.			
13.2	The Supplier shall not be liable to the Customer as a result of any delay or failure to perform its obligations under this Contract as a result of a Force Majeure Event.			
13.3	If the Force Majeure Event prevents the Supplier from providing any of the Goods for more than 6 weeks, the Supplier shall, without limiting its other rights or remedies, have the right to terminate this Contract immediately by giving written notice to the Customer.			
14.	<b>General</b>			
14.1	Assignment and other dealings.			
14.1.1	The Supplier may at any time assign, transfer, mortgage, charge, subcontract or deal in any other manner with all or any of its rights under the Contract and may subcontract or delegate in any manner any or all of its obligations under the Contract to any third party.			
14.1.2	The Customer shall not, without the prior written consent of the Supplier, assign, transfer, charge, subcontract, declare a trust over or deal in any other manner with all or any of its rights or obligations under the Contract.			
14.2	<b>Notices.</b>			
14.2.1	Any notice or other communication given to a party under or in connection with this Contract shall be in writing, addressed to that party at its registered office (if it is a company) or its principal place of business (in any other case) or such other address as that party may have specified to the other party in writing in accordance with this clause, and shall be delivered personally or sent by prepaid first-class post or other next working day delivery service, or by commercial courier, fax or e-mail.			
14.2.2	A notice or other communication shall be deemed to have been received: if delivered personally, when left at the address referred to in clause 14.2.1; if sent by pre-paid first class post or other next working day delivery service, at 9.00 am on the second Business Day after posting; if delivered by commercial courier, on the date and at the time that the courier's delivery receipt is signed; or, if sent by fax or e-mail, one Business Day			

DISCLAIMER: Prices and products correct as of March 2022. All prices and products in this price list are subject to change without notice. Whilst we make every effort to provide you the most accurate, up-to-date information, prices and product availability may change since the publication of this price list. Customers are advised to check current prices and product availability before purchasing.

VERSION 1

M | O | O | D

KITCHENS

UK MADE